



RAIDERS
**MEDIA
GUIDE**



**COMMITMENT
TO EXCELLENCE**

AL DAVIS


JULY 4, 1929 - OCT. 8, 2011

Al Davis, a true legend, was a maverick, a giant among giants, a star among stars, a hero, a mentor and a friend.

When Davis passed away during the 2011 season, football lost an innovator, a pioneer with a deep love and passion for the game, a man who most assuredly will never be forgotten or duplicated. A Pro Football Hall of Famer who arguably did more to change the game than any other individual, Davis was honored the day after his passing with a moment of silence at every NFL stadium.

At one of those venues, Houston's Reliant Stadium, Davis' players took the field without his guidance for the first time in 17,710 days. And in one of so many franchise games for the ages, this comeback featuring key contributions from three of his first-round draft choices, the Raiders that day honored Davis by doing what he cared about most — they won.

"Just win," Davis once said. "Play hard. Try not to make mistakes, but don't worry about mistakes because there's only one thing that counts: Just win."



Before that win in Houston, Davis' death spawned an overwhelming outpouring of statements from football executives, coaches and players, past and present. A clear common thread in those expressions of remembrance was that anyone with any level of affinity for football should acknowledge that the game would not be what it is without Davis.

That's not just because Davis held the titles of general manager, head coach, league commissioner and principal owner, and led the Raiders to more wins than any other team. The game would not be what it is because, through his unyielding efforts to build the finest franchise in sports, Davis broke social barriers, creating opportunities for countless individuals, and cared selflessly about people, treating them the way they wanted to be treated. No one has had a more profound and lasting impact on pro football.

SEEDS OF GENIUS

Had Davis remained in coaching, fellow innovator Bill Walsh once theorized, Davis would be considered one of the greatest coaches of all-time.

On Jan. 15, 1963, the American Football League Raiders made a 33-year-old Davis the youngest general manager and head coach in pro history. And before the budding genius called his first play, Davis took complete control over all phases of the franchise, including changing Oakland's uniform colors to silver and black, to resemble the great Army teams he had idolized during the 1940s, and re-branded the Raiders into an image that is today instantly recognized worldwide.

"If there's anything that we've done that I'm particularly proud of," Davis recalled later in his life, "I would have to say the perpetuation of the greatness of the Raiders; to take a professional football team and give it a distinct characteristic, that's different from all others."

That characteristic in his first season on the Raiders sideline became forever linked to winning. Davis earned Coach of the Year honors after leading the Raiders, 1-13 the season before, to the most significant year-to-year improvement in pro football history, a 10-4 mark. Although he sacrificed his coaching career to become AFL Commissioner following the 1965 season, the profession always remained important to him, partly because it served as the foundation for his contributions to football.

That foundation was first poured in his hometown, the borough of Brooklyn, N.Y., where he played basketball and learned some of his unshakable principles under Coach Al Badain at Erasmus Hall High School.

Davis graduated with a degree in English literature from Syracuse University, which later honored him with a Letterman of Distinction award, and shortly after, in 1950, launched his career as line coach at Adelphi College.

After entering the Army in 1952, Davis served as head football coach at Ft. Belvoir, Va. There, he molded a national power, finishing with a win over Maryland, the reigning national champion.

Davis worked in the player personnel office of the Baltimore Colts for one year (1954), then spent two seasons (1955-56) as line coach and chief recruiter at The Citadel, before becoming in 1957 the University of Southern California's line coach.

His next job didn't take him very far, moving across town from USC to the Los Angeles Chargers of the new AFL, but the move to pro football was a major step. Hired by Sid Gillman in 1960 as the Chargers' offensive ends coach, Davis helped the team to a pair of division titles in just three years.

That rise gave Davis the opportunity to lead his own team in 1963. Several factors influenced his head-coach blueprints. In addition to his coaching career, the precision of the Black Knights of the Hudson, their quickness and explosion with Doc Blanchard and Glenn Davis, left an indelible impression on Davis growing up. He also took several chapters from another sport.

"As a young guy," he said, "I had a dream that someday I would build the finest organization in professional sports. I had a lot of thoughts on how I would do it. I had the inspiration of two great organizations when I was growing up.

"The Yankees to me personified the size of the players, power, the home run, and intimidation and fear. Very important characteristics to me of what I thought a great team and a great organization should have. The Dodgers, under Branch Rickey, were totally different in my mind. They represented speed. They represented development of players, a way of playing the game, the Dodger way of playing the game. And I always thought that someone intelligent could take all the qualities, the great qualities of both, and put them together and use them."

In addition to those qualities, he also instilled in the Raiders tenets that were all his own, and in the process, he revolutionized pro football.

Offensively, Davis created the vertical game, now known as stretching the field.

"When we came out of the huddle," he remembered about his Raiders, "we weren't looking for first downs. We didn't want to move the chains. We wanted touchdowns. We wanted the big play, the quick strike. It's No. 1 to say that you want to do that, it's No. 2 to say that you have the players to do it, but it's No. 3 to do it. Do it on first down of any football game, on that defense that you're playing against. For those cornerbacks that play out there on the corners, to know that the Raiders are coming at you, they're coming at you on top, they've got the speed to do it, and they will do it. It's like having the bomb and being willing to drop it. The adage that goes around in professional football, and I hear everyone say it, 'Take what they give you.' That all sounds good to everybody, but I always went the other way: We're going to take what we want."

On the other side of the line, Davis also wanted to attack, to put pressure on the pocket, and do more than just disrupt the offense physically.

"I do believe that this is a game, psychologically, of intimidation and of fear. I don't mean cowardly fear, but fear. I think this: That somewhere within the first five to 10 plays of the game that the other team's quarterback must go down, and he must go down hard. That alone sets the tempo for a game."

Once that tempo was established, taking a cue from college basketball, Davis was the first to utilize his cornerbacks in a bump-and-run principle.

"We used to call it the press. We got the idea from John Wooden, when he had his great zone press, with his great basketball teams, where they picked you up as soon as you took the ball out, and they pressured you. And we got the idea and called it press. And then I think Don Shula started calling it bump-and-run, so we changed to bump-and-run."



Davis' vision to see where the game was headed, or to pave a new road to winning, led future successful coaches like Bill Parcells and Bill Belichick to regard Davis as the NFL's most intelligent individual.

From 1963-2002, the Raiders dominated pro football, posting the game's best cumulative won-loss record. Earning the moniker "Team of the Decades," the franchise posted 17 winning seasons over an 18-year stretch from 1963-80. The Raiders then posted 11 more winning campaigns from 1982-2002, including double-digit wins in 1983, 1984, 1985, 1990, 1993, 2000, 2001 and 2002. All told under Davis, the Raiders won four league championships -- Super Bowls XI, XV and XVIII and the 1967 AFL title.

FROM HEAD COACH TO COMMISSIONER, TO MERGER

Persuaded by American Football League owners who viewed him as the perfect person to lead their battle against the established NFL, Davis reluctantly became league commissioner on April 8, 1966. Remarkably, Davis would spend less than 16 weeks in that role, but the shots his administration fired during that short period still reverberate today.

For the first half of the 1960s, the AFL and NFL fought a tenacious fight for college talent, but they battled with a significant unwritten rule that veterans were off limits. A little more than a month after Davis took office, the NFL's New York Giants violated that rule, signing veteran Buffalo kicker Pete Gogolak. As longtime Raiders executive Al LoCasale remembered, the NFL took a shot with a revolver and Davis shot back using a machine gun.

Davis passionately and strategically convinced AFL owners to go after established NFL stars. In a short period, the AFL had signed many of the NFL's veteran playmakers, including the NFL's leading passer John Brodie, and Roman Gabriel from the Los Angeles Rams.



"We had about four or five quarterbacks all lined up," Davis said. "Three or four of their other great players had already signed. It was a preliminary strike to let them know what's going to happen if they continue this."

Within months, the two leagues had agreed to a merger that formed the league familiar to today's fans, including as part of the agreement a world championship game now known as the Super Bowl. Having served as the driving force behind that merger, Davis resigned on July 25, 1966, returned to Oakland as head of football operations and purchased an interest in the franchise. Davis, who became managing general partner in 1972, teamed with head-coach successors John Rauch, John Madden and Tom Flores in building a stalwart that would become the league's most successful franchise.

A CHAMPION OF DIVERSITY AND EQUALITY

A trailblazer, Davis innovated not only how the game was played and coached, but also changed who held those roles, opening countless doors for qualified individuals, regardless of skin color.

Davis was 17 when, a short distance from his home, Jackie Robinson broke the color barrier in Major League Baseball. Shortly after, at Syracuse, Davis befriended Bernie Custis, who would fight racism and become pro football's first black quarterback. At USC, Davis started recruiting players from historically black colleges, and convinced future Pro Football Hall of Famer Willie Wood to remain at the school as the Trojans' quarterback. Wood and Ron Mix became the school's first interracial co-captains, and Davis helped Mix understand how athletics could serve as a leader in ushering needed social change.

With the Chargers, Davis teamed with Gillman to lead the fight for equality. In addition to refusing to stay at segregated team hotels, the team, inspired by Davis, recruited players from black programs, creating what Eddie Robinson called a new day for players of color and giving them a sense of belonging in the American Football League.

Later that decade, Davis brought to the Raiders guard Gene Upshaw and tackle Art Shell, eventual Hall of Famers. Upshaw and Shell joked that a convention of pro football's black offensive linemen could be held in a phone booth. But Davis gave them an opportunity, and Upshaw said he never experienced racism on the Raiders because Davis would never tolerate it.

And neither would Davis tolerate discrimination at the game's most important position. A year after Upshaw as a rookie helped the Raiders to an AFL championship, Davis in 1968 made Eldridge Dickey the first African-American quarterback ever selected in the first round. Again, Davis cared about one thing: Winning.

"We called it an untapped reservoir," Davis recalled. "We wanted to win. We wanted the players. We weren't interested in who they were, or exactly where they came from. I've always said, it's not important to be consistent; it's important to be right. It was done because it was right and fair, and to help the team win, and continue to win.

"The Raiders did become a proving ground for great minority players. I think it was an evolution, an evolution of equity and fairness, and we hope that's one legacy we leave."

Another legacy Davis left was hiring in 1989 the NFL's first African-American head coach, Shell. Davis told Shell the reason he hired him was not because he was black, but because he was the best available candidate for the job, and because he was a Raider. Upon winning his coaching debut, Shell had to remind reporters that he was not the game's first minority head coach. A decade before, Davis had hired Tom Flores to lead the Raiders to two Super Bowl victories. Additionally, Davis later made Amy Trask the NFL's first female chief executive.

THE RAIDER MYSTIQUE

To Davis, shattering barriers wasn't only about race or gender. He defined it on a larger scale, by creating an environment that allowed any individual the chance to succeed, and in the process fostered a unique brotherhood.

"The fire that burns brightest in me," Davis said, "and the fire that burns brightest in this organization is the will to win."

That philosophy evolved the Raiders' locker room into an us-versus-them mentality, a group that like its owner valued being feared more than respected. Davis brought in mavericks and molded them into champions, a group of rugged and colorful individualists that carried Davis' torch with swagger and intimidation.

Many of the players that won for the Raiders were rejected by other teams. But Davis did not treat them like misfits. He treated them like men, and those men brought him three Super Bowl titles and dominated the league like no other team.

"We may take a player in who doesn't have good social habits, or has been a failure somewhere else," Davis explained. "But it's predicated on bringing them into an environment, that can inspire them the will to do great, and they have done great."

A BELIEF IN HOW TO TREAT PEOPLE

Part of Davis' ability to acquire the right players and put them in an environment that bred success was his belief in how to deal with people. Davis always said that the Golden Rule was not good enough.

"When you have to lead men, you don't do unto others as you would have others do unto you," Davis said. "You do unto them, in a paramilitary situation, as they want to be done unto. You have to treat them the way they want to be treated."

That way of treating people led friends and former players to remember Davis as the epitome of loyalty. And in turn, he showed the rest of the NFL how to treat former players. Of all the awards he received, the recognition from men that played the game meant the most to Davis. In 1997, the NFL Alumni inducted Davis into the Order of the Leather Helmet, a lifetime-achievement award. Six years earlier, the NFL Players Association honored Davis with its inaugural Retired Players Award of Excellence, citing the care he had shown players long after they retired.



"I feel we're one of the last bastions of hope, as a team image, as a team organization," Davis explained. "I don't want to give that up with the Raiders. We believe in tradition. We believe in the glory. We believe in the debt we owe to our players from the past."

No question, the way Davis treated people led to a record nine Hall of Famers asking him to present them in Canton, Ohio, at their induction ceremonies, an exceptional fact that exists nowhere else in sports, and speaks volumes of Davis' compassion for others.

In 1992, Davis earned his own enshrinement in the Pro Football Hall of Fame, and for the first time stood at the familiar podium after someone else – his most successful Raiders coach, Madden – had introduced him. Davis took the opportunity to look back on the team that mirrored his life.

"Enshrinement is a reflection of a life's work, a reflection of a love affair with the greatest game the world has ever known. This honor is a testament to a great organization, and to all the capable people that have poured their talent and enthusiasm and loyalty into the greatness of the Raiders, and the Raiders legend and mystique."

100 Yards Receiving	388	Crome, Michael	58
100 Yards Rushing	386	Crosby, Maxx	136
2021 Game Summaries	312	Daniels, DuJuan	45
2021 Game-By-Game Statistics.....	321	Davis, Al	1
2021 NFL Standings	322	Davis, Mark	10
2021 Player Participation	310	Deablo, Divine	140
2021 Results	306	Delaney, Tom	43
2021 Season Highs	309	Delsen, Larry.....	59
2021 Statistics.....	307	Dengler, Andy	46
2021 Year In Review.....	305	Draft Picks.....	289
300 Yards Passing.....	390	Drayton, Maurice	22
Abdullah, Ameer.....	72	Drake, Kenyan	142
Abram, Johnathan	77	Edwards, Matt.....	23
Adams, Davante.....	80	Eluemunor, Jermaine.....	147
Allegiant Stadium	494	Extra Points	489
All-Time Assistant Coaches	431	Fackrell, Kyler	148
All-Time Drafts	424	Farrell Jr., Neil.....	292
All-Time Head Coaches	328	Feeney, Matt	24
All-Time Numbers.....	414	Ferrell, Clelin	153
All-Time Raiders.....	394	Football Administration Directory	8
Annual Leaders	382	Football Administration	42
AP All-League Selections	466	Fotheringham, Cole.....	297
Ash, Chris	16	Garbers, Chase.....	297
Averett, Anthony	88	Gillespie, Tyree.....	156
Barnett, John	44	Gilmore, Jack.....	46
Bars, Alex	91	Goldsberry, Brad.....	46
Barton, Jackson.....	92	Good, Denzelle.....	158
Batiste, D'Anthony	17	Graham, Patrick.....	25
Bennett, Edgar	18	Grasu, Hroniss.....	160
Billings, Andrew	93	Gravel, Ryan	46
Bolden, Brandon	96	Green, Gerri	287
Bone, Rosie.....	58	Gruden, Deuce.....	27
Bower, Tashawn	103	Hall, Justin	297
Bowers, Nick.....	106	Hand, Matt	47
Branch, Calvin	44	Hankins, Johnathan	161
Bricillo, Carmen	20	Hardegree, Bo.....	28
Brown, Brittain.....	290	Harmon, Duron	167
Brown, Jayon	08	Harrington, Joe	52
Business Administration Directory	9	Hein, Jordan.....	47
Business Administration	57	Herock , Shaun	47
Butler, Darien	296	Hill, John	48
Butler, Matthew	291	Hobbs, Nate.....	174
Butler, Vernon	112	Hollins, Mack.....	176
Caballero, Kyle	44	Hollister, Jacob	179
Caracciolo, Pete	51	Honors, All-Time	467
Carlson, Daniel.....	116	Horsted, Jesper	182
Carr, Derek.....	119	Individual Records	366
Chester, Ben	45	Intermountain Healthcare	
Christoff, David	51	Performance Center	496
Chronology.....	480	Jacobs , Josh.....	184
Clemmons, Cameron	21	James, Andre.....	188
Coaching Staff	15	Johnson, Jakob	90
Cole, AJ	128	Johnson, Tyron	193
Cole, Keelan.....	131	Jones, Chandler.....	195
Cole, Qwynnterrio	296	Jones, Chris	203
Cortez, Chris.....	52	Jones, Tom	52
Cosby, Bryce.....	296	Joseph, Dwayne.....	48
Cotton Sr., Lester.....	135	Kelly, Champ	43
Crockett, Zack	45		

Kidd, Keith	48	Raiders In The Community.....	498
Kiser, Micah	206	Raiders Radio Network.....	493
Kiss, Will	53	Raiders Vs. NFL.....	347
Knox II, Curtis	49	Raiders Youth Football.....	499
Koonce, Malcolm	209	Receptions, Top Individual Seasons	393
Lancaster, Tyler	210	Records And History	323
League Results.....	328	Reece, Marcel.....	60
LeBlanc, Cre'Von	213	Renfrow, Hunter	252
Leatherwood, Alex	217	Results By Season Summary.....	331
Leavitt, Dallin	219	Results By Season, All-Time	336
Lombardi, Mick.....	29	Reuveni, Greg.....	50
Longenecker, Zach	53	Robertson, Amik.....	256
Martinez, Qiava	59	Robinson, Demarcus.....	258
Masterson, Luke	298	Romanski, Bob.....	53
Maxie, Adam.....	49	Roster, Alphabetical.....	302
McCormick, Sincere.....	298	Roster, Numerical.....	304
McDaniels, Josh.....	13	Roster, Positional	301
McGill, Lenny.....	49	Rushing Yards, Top Individual Seasons	391
McMahon, Tom	30	Ryan, Rob	35
Media Information.....	503	Sanders, Montelle	54
Meredith, Jordan.....	287	Schembechler, Glenn	50
Miller, Kolton.....	222	Schuplinski, Jerry	36
Moehrig, Tre'von	225	Sheldon, Matt	37
Moreau, Foster	227	Shutout Victories.....	330
Morgan, Sandra Douglass	11	Sieg, Trent	263
Mullen Jr., Trayvon	230	Silver and Black Productions.....	490
Mullens, Nick.....	233	Simmons, Jason	38
Munford Jr., Thayer.....	293	Simpson, John	265
Neibel, A.J	31	Singler, Mitch	39
Nichols, Bilal	236	Slate, Rick	40
Nichols, Cheryl	60	Stidham, Jarrett	266
Okam, Frank	32	Stiriti, Bob	54
Olaseni, Bamidele.....	298	Stoner, Dillon	269
Overtime Victorie.....	330	Super Bowls	435
Papagno, Nick	50	Superlatives	386
Parham, Dylan.....	294	Tagovailoa-Amosa, Myron	299
Parker, Brandon.....	239	Team Records	352
Passer Rating, Top Individual Seasons	392	Teamer, Roderic.....	271
Peko, Kyle	241	The Last Time	324
Perryman, Denzel	244	Touchet, Scott.....	54
Phillips, Darius.....	249	Turner, DJ	288
Pierce, Antonio	33	VanValkenburg, Zach.....	300
Playoff History	440	Veasy, Jordan	273
Playoff Records, Individual	463	Veterans	71
Playoff Records, Team.....	460	Vickers, Kendal.....	274
Pola-Mao, Isaiah	299	Voice Of The Fan Rankings	495
Polamalu, Kennedy.....	34	Walker, Fred	41
Postseason Games, All-Time	434	Waller, Darren.....	276
Preseason Results, All-Time	333	Webb, Sam	300
Primetime Games.....	329	Wheatley Jr., Tyrone.....	288
Pro Bowl Selections.....	470	White, Zamir.....	295
Pro Bowlers, All-Time	469	Ya-Sin, Rock	281
Pro Football Hall Of Fame	471	Yeargan, Brandon	51
Raider Image.....	497	Young, Kenny.....	284
Raiderettes.....	502	Ziegler, Dave.....	12
Raiders Alumni.....	501		
Raiders Foundation.....	500		



TELEPHONE NUMBERS

Main switchboard 702-520-2020
 Ticket office 725-780-3001
 Raider Image 725-780-3004

Mark Davis Owner

COACHING STAFF

Josh McDaniels Head Coach

Chris Ash
 D'Anthony Batiste
 Edgar Bennett
 Carmen Bricillo
 Cameron Clemmons
 Maurice Drayton
 Matt Edwards
 Matt Feeney
 Patrick Graham
 Deuce Gruden
 Bo Hardegree
 Mick Lombardi
 Tom McMahon
 A.J. Neibel
 Frank Okam
 Antonio Pierce
 Kennedy Polamalu
 Rob Ryan
 Jerry Schuplinski
 Matt Sheldon
 Jason Simmons
 Mitch Singler
 Rick Slate
 Fred Walker

EQUIPMENT

Deavante Hall
 Adam Johnson
 John Miranda
 Danny Molina
 Bob Romanski

FIELDS

Collin Doebler
 Zack Longenecker
 McCade Lynch
 Logan Mace
 Sergio Nunez

FOOTBALL OPERATIONS

Tom Delaney SVP-Director of Football Administration
 George Atkinson
 Julia Ayres
 Pete Caracciolo
 David Christoff
 Tom Jones
 Walt King
 Daniel Leder
 Ansley Moore
 Henry Schneider

MEDIA RELATIONS

Will Kiss
 Cam Russo
 Mike Taylor

MEDICAL/ATHLETIC TRAINING

Andrew Batsoun
 Chris Cortez
 Andrew Grant
 Tim Harkins
 Trevor Hunt
 H. Rod Martin
 Lemar Mosley
 Scott Touchet
 Dr. Chad Hanson
 Dr. Michael Miao
 Dr. Will Rosenberg
 Dr. Navdeep Singh

NUTRITION

Jake Brubaker
 Ricky Ng

PLAYER ENGAGEMENT

Montelle Sanders
 DeAngelo Shears

PLAYER PERSONNEL

Dave Ziegler General Manager
 Champ Kelly Asst. General Manager
 John Barnett
 Calvin Branch
 Kyle Caballero
 Ben Chester
 Zack Crockett
 DuJuan Daniels
 Andy Dengler
 Jack Gilmore
 Brad Goldsberry
 Ryan Gravel
 Matt Hand
 Jordon Hein
 Shaun Herock
 John Hill
 Dwayne Joseph
 Keith Kidd
 Curtis Knox II
 Adam Maxie
 Lenny McGill
 Nick Papagno
 Greg Reuveni
 Glenn Schembechler
 Brandon Yeargan

SECURITY

Bob Stirti
 Ava Toailoa

VIDEO OPERATIONS

Joe Harrington
 Jason Negus

Team Colors: Silver and Black
Radio: Lotus Broadcasting, Raider Nation Radio 920 AM and nationwide
Raiders Radio Network
Preseason TV: KVVU (Fox5 - Las Vegas)

INTEREST HOLDERS

**A. BOSCACCI
 JILL BOSCACCI LOVINGFOSS
 FIRST FOOTBALL
 WINKENBACH FAMILY
 HARTMAN FAMILY
 VAIL FAMILY
 FOX FOOTBALL
 SARGENT FAMILY**

Sandra Douglass Morgan President

EXECUTIVES

Rosie Bone
 Michael Crome
 Larry Delsen
 Qiava Martinez
 Cheryl Nichols
 Marcel Reece

ADMINISTRATION

Karen 'Fudgie' Otten

ALUMNI AFFAIRS

Katie Flath
 Shannon Jordan
 Devon Lewis-Buchanan
 Jim Otto
 Callie Welch

AMBASSADORS

Melissa Tailles

BUSINESS DEVELOPMENT

Billy Lu

COMMUNITY RELATIONS

Ebere Arum
 Sterling Littlejohn
 Erin Rauhauser

CORPORATE PARTNERSHIPS

Melissa Bacon
 Austin Crafton
 Scott Erdmann
 Karen Fontana
 Jamie Gary
 Dana Geary
 Christian Howard
 Emilee Matsunaga
 Bruce Moreno
 Holly Scarpinato
 Miller Silbey
 Taylor Tufano
 Amanda Wilson

CREATIVE

Cami Bennett
 Andrew-Ryan Brass
 Caroline Bufano
 Rebecca Finlay
 David Machuca
 Christopher Piret

DIGITAL

Kasey Carlson
 Levi Edwards
 Rachel Gossen
 Janay Hagans
 Michael Johnson Jr
 Logan Norton
 Matthew Walks

EVENT OPERATIONS

Priscilla Almeida
 Karissa Duran
 Gabriel Maheras

FACILITIES

Anthony Figueroa
 Mark Nichols
 Najja Williams

FINANCE

Jennie Alexander
 Faith Eder
 May Escobar
 Julie Gates
 Benjamin Gerweck
 Hollie Kizer
 Sherrie Anne Menor
 Daniel Meza
 Derek Person
 Travis Scott
 Jeffrey Stilkey

FOUNDATION

Alan Diskin

GAME DAY ENTERTAINMENT

Justin Casserly
 Kelly Heinle
 Eben Sawlichik

HUMAN RESOURCES

Sean Bustos
 Heather DeSanto
 Kazuko Imura
 Gabrielle Lewis

INFORMATION TECHNOLOGY

Freddy Aceves
 Ryan Dorsey
 Luis Duenas
 Andrew Ferrall
 Matthew Pasco
 Shawn Testa
 Makana Willis

LEGAL

Nicole DiMuro
 Lucas Paule
 Zahir Rahman

OFFICE ADMINISTRATION

Janae Miranda
 Dona Verner

PHOTOGRAPHY

Matt Aguire
 Jeffery Bennett
 Michael Clemens

PREMIUM AND PSL SALES

Francisco Ascencio
 Sheldon Bell
 Tisha Bell
 Danny Farrell
 Howie Long
 Emily Zimmermann

PREMIUM SEATING

Shan Amthabhai
 Nikki Birzon
 Thomas Bold
 Maria Carbajal
 Kylee Chandler
 Ryann Gonzales
 Jasmine Hamilton
 Robert Henriquez
 Anwaar Lacy
 Margo Malik
 Panos Pappas
 Samantha Sims
 John Sklavos
 Cameron Stevens
 Amir Zaffa

RAIDER IMAGE

Alexis Aguilar
 Jesus Aguilar
 Arianne Bautista
 Ronald Bradley
 Jennifer Brawley
 Jessica Felton
 Sophia Goucher
 Steven Hernandez
 Jackie Kaufman
 Tamika Kelly
 Amelia Lemos
 Garland Lewis Jr
 Tom Lydon
 Cristina McAloon
 Adrian Montoya
 Alec Munoz
 Taryn Niederberger
 Erica Olive
 Dallas Redd
 Starr Sidoti
 Brad Stewart
 Joseph Tesconi
 Jeremy White
 Eddie Willingham
 John Yokoyama

RAIDERETTES

Maria Cabande
 Tiphonie McNiff

REVENUE PLANNING AND ANALYTICS

Aomori Allen
 Justin Barnes
 David Griffin
 Jack Levey
 Jonathan Martinez
 Taylor Perea
 Dwight Thomas

SILVER AND BLACK PRODUCTIONS

Steven Browning
 Steven Camacho
 Alexandra Curtin
 Sam Freed
 Michaela Jackson
 Trisha Kirk
 Eddie McGee
 Marcus Padilla
 Eddie Paskal
 Bradley Phinney
 James Vega
 Paden Wigness
 Connor Young

STADIUM OPERATIONS

Dominic Albertoni
 Jessica Brady
 Andrew Hudgins
 Chloe Janfaza
 Chris Sotriropoulos

STADIUM TOURS

Jay Chess

TICKET OPERATIONS

Adam Feldman
 Jaime LaFazia
 Justin Lupo

YOUTH FOOTBALL

Jordan Aguilar
 Myles Hayes



MARK DAVIS
OWNER



SANDRA DOUGLASS MORGAN

PRESIDENT

Sandra Douglass Morgan was named President of the Las Vegas Raiders by Owner Mark Davis on July 7, 2022. A Las Vegas native, Morgan has long been a trailblazer and was the first person of color to serve as chair of the Nevada Gaming Control Board and first African American City Attorney in the State of Nevada.

Morgan has 20 years of experience as a chief regulator, director, attorney and advisor to integrated resorts, casinos, and telecommunications companies. She is the immediate past Chairwoman of the Nevada Gaming Control Board and served as Commissioner on the Nevada State Athletic Commission.

As the chief regulator for Nevada's dominant billion-dollar gaming industry, she led the passage and implementation of cashless wagering regulations, ensured that gaming licensees adopted policies prohibiting discrimination and harassment, and led a team of 400 employees in five cities across the state of Nevada. Morgan was the first person of color and second woman to serve as Chair in the state's history.

While serving on Nevada State Athletic Commission, she was also an executive for a leading telecommunications company managing its policy, government and community affairs in Nevada. Morgan also served as the City Attorney for the City of North Las Vegas and was the first African American City Attorney in the state of Nevada. Prior to her public service with the City, she served as Litigation Attorney for one of the world's largest gaming and hospitality companies.

Morgan serves on the Board of Directors of Allegiant Travel Company (NYSE:ALGT) and Fidelity National Financial, Inc. (NYSE:FNF). She was the commencement speaker for the 2022 UNLV William S. Boyd School of Law Graduation, and her awards and honors include the UNLV Boyd School of Law's Distinguished Service Alumni Award, the Corporate to Community Connector award from the National Urban League Young Professionals, the "Women in Business and Politics" award from the Urban Chamber of Commerce, and the Attorney of the Year award by the Las Vegas Chapter of the National Bar Association.

Morgan is a member of the State Bar of Nevada and the District of Columbia Bar. She earned her Bachelor of Arts in political science from the University of Nevada, Reno and was awarded a Juris Doctor from the William S. Boyd School of Law at University of Nevada, Las Vegas. She and her husband Don have two children, Dylan and Dana.





DAVE ZIEGLER

GENERAL MANAGER

13 Season in NFL

1st Season with Raiders

Dave Ziegler was named General Manager of the Raiders on Jan. 30, 2022, becoming just the fourth general manager in Raiders franchise history. Ziegler brings 12 years of NFL experience to the post, having spent the past nine seasons with the New England Patriots and most recently serving as their director of player personnel.

In 2021, Ziegler entered his first season as director of player personnel after spending the 2020 season as assistant director of player personnel, following four seasons as the director of pro personnel and three as the assistant director of pro scouting. During his time in New England, the Patriots won seven AFC East Division titles, advanced to six AFC Championship Games and claimed three Super Bowl championships (XLIX, LI and LIII).


Prior to joining the Patriots, Ziegler spent three seasons with the Denver Broncos, serving in a variety of roles for the club in their scouting department. During his time in Denver, the Broncos won two AFC West Division titles.

Before entering the NFL, Ziegler was the special teams coordinator at Chaparral High School in Scottsdale, Ariz., where he also coached running backs and tight ends. Previously, Ziegler coached wide receivers and special teams at Iona College in New Rochelle, N.Y., and at John Carroll University in University Heights, Ohio.

A three-time, all-conference honoree as a wide receiver, punt returner and kick returner at John Carroll, Ziegler holds several school records, including career return yards, return average and touchdowns. He was inducted into the John Carroll Hall of Fame in 2010. Ziegler was college teammates with Raiders Head Coach Josh McDaniels.

A native of Tallmadge, Ohio, Ziegler and his wife Carissa have two sons, Asher and Camden and a daughter, Georgina.

BACKGROUND		
Years	College/Pro Team	Position Coached
2010-12	Denver Broncos	Scouting Department
2013-15	New England Patriots	Asst. Director of Pro Personnel
2016-19	New England Patriots	Director of Pro Personnel
2020	New England Patriots	Asst. Director of Player Personnel
2021	New England Patriots	Director of Player Personnel
2022	Las Vegas Raiders	General Manager



JOSH McDANIELS

HEAD COACH

22nd Season in NFL

1st Season with Raiders

Josh McDaniels was named head coach of the Las Vegas Raiders on Jan. 31, 2022.

McDaniels enters his 22nd season in the NFL, having spent 18 years with the New England Patriots, including 13 seasons as the team's offensive coordinator. He also served as the Denver Broncos' head coach from 2009-10 and the St. Louis Rams' offensive coordinator in 2011.

In his 13 seasons as the Patriots offensive coordinator, McDaniels guided an offense to top-10 finishes eight times, including the NFL's No. 1 ranked offense in 2007, 2012 and 2017. He has also coached the team to 12 seasons with 10-or-more wins, while the offense has scored 400-plus points in 11 seasons. Overall, McDaniels was a part of six Super Bowl championships, 14 division titles and eight conference crowns with New England.

Regarded as one of the league's top quarterback coaches, McDaniels tutored quarterback Tom Brady to 10 Pro Bowl selections, two NFL Most Valuable Player awards and nine 4,000-yard passing seasons. Brady also led the league in touchdown passes two times (2007 and 2015) and passing yards three times (2005, 2007 and 2015) with McDaniels serving as his position coach.

Last season, McDaniels played a key role in the development of quarterback Mac Jones, who led all rookie quarterbacks with 3,801 passing yards and 22 touchdowns. Jones' 10 wins are the most in a season by a Patriots rookie quarterback and his completion percentage of 67.6 was the second-best for a rookie quarterback in a season in league history. Under the guidance of McDaniels, tight end Hunter Henry set a single season career-high with nine receiving touchdowns, tied for the NFL lead among tight ends. Additionally, the offense finished eighth in rushing with 2,151 yards behind running back Damien Harris' career-high 929 rushing yards and 15 rushing touchdowns, tied for second-most in the NFL in 2021.

In 2020, McDaniels oversaw an offense that finished fourth in the NFL with 2,346 rushing yards, a mark that ranked as the fourth-highest rushing total in team history. The Patriots finished the season with 4.67 yards per rush attempt, the fourth-best average in franchise history. Additionally, the offense scored 20 rushing touchdowns, tied for sixth-most in the NFL. McDaniels guided quarterback Cam Newton to double-digit rushing touchdowns for the third time in his career. Newton set the franchise record for most rushing attempts (137) and yards (592) by a quarterback, while also finishing with the most rushing touchdowns by a quarterback (12) in the NFL.

In 2019, McDaniels helped lead the Patriots to a 12-4 record and claim their 11th consecutive division title. Brady threw for 4,000-plus passing yards for the 11th time in his career and became the all-time leader in NFL history with his 17th season of at least 20 passing touchdowns. Additionally, McDaniels saw running back Sony Michel record 912 rushing yards to become only the second player in team history to post 900-plus rushing yards in each of his first two NFL seasons.

Under McDaniels' guidance in 2018, QB Tom Brady was selected to his 14th Pro Bowl and surpassed 4,000 passing yards for the 10th time in his career. The Patriots offense ranked top-5 in total points (436), total yards (6,295) and rushing yards (2,037). Additionally, McDaniels saw running back James White set the team franchise record by a running back for receptions (87) and receiving yards (751) in a single season. Rookie RB Sony Michel finished with 931 rushing yards and four 100-yard rushing games.

In 2017, McDaniels helped the Patriots reach their second consecutive Super Bowl by leading a unit that finished No. 1 in the NFL in total offense (394.2 yards per game). McDaniels helped guide the No. 2 passing offense (276.1 yards per game) and the No. 2 scoring offense (28.6 points per game). Brady and tight end Rob Gronkowski were both named to the Pro Bowl, while the Patriots offense had three players with 1,000-plus scrimmage yards in the same season for the first time in franchise history with wide receiver Brandin Cooks (1,122), Gronkowski (1,084) and running back Dion Lewis (1,110).

In 2016, McDaniels saw Brady earn his eighth consecutive Pro Bowl selection (2009-16) after finishing the season with 28 touchdown passes and only two interceptions in 2016 for a TD/INT ratio of 14.00, the best in a single season. Brady threw just two interceptions in 432 pass attempts in 2016 for an interception percentage of 0.46, the fourth lowest in NFL history. Additionally, McDaniels guided running back LeGarrette Blount to a team single-season record with 18 rushing touchdowns while becoming the second player in franchise history to lead the NFL in rushing touchdowns. Wide receiver Julian Edelman recorded his second career 1,000-plus yards receiving season.

Under the guidance of McDaniels in 2015, the Patriots advanced to their fifth-straight conference championship game. The offense set an NFL record by scoring in 38 straight quarters, while Brady became just the fourth player in NFL history to reach 30 touchdown passes in six seasons and just the third player in league history with at least eight 4,000-plus yards passing seasons. Additionally, Gronkowski surpassed 1,000 receiving yards for the third time in his career.

In 2014, McDaniels helped the Patriots earn the fourth Super Bowl championship in franchise history. New England finished with the top-ranked red-zone offense, leading the league with 338 points scored (39 TDs, 22 FG) in 67 trips to the red zone. McDaniels offensive unit finished with 52 touchdowns, marking the eighth time in franchise history that New England has scored at least 50 touchdowns in a season. The offense's 468 points ranked fourth in the league.

In his two seasons after returning to Foxborough (2012-13), McDaniels guided the offense to a top-10 finish in total offense both seasons. Additionally, Brady was selected to the Pro Bowl in 2012 and 2013 and eclipsed 4,000 passing yards for the sixth time in 2013. In 2011, McDaniels served as offensive coordinator of the St. Louis Rams. Under his guidance, Rams running back Steven Jackson eclipsed the 1,000-yard mark for the seventh consecutive season.

McDaniels served as head coach of the Denver Broncos from 2009-10, becoming the fifth-youngest head coach in NFL history at the time (32 years, 8 months).

In his first season with the Broncos in 2009, McDaniels guided the club to a 6-0 start that tied for the third-best start by a rookie

BACKGROUND		
Years	College/Pro Team	Position Coached
1999	Michigan State	Graduate Assistant
2001	New England Patriots	Personnel Assistant/ Coaching Assistant
2002-03	New England Patriots	Coaching Assistant
2004-05	New England Patriots	Quarterbacks
2006-08	New England Patriots	Offensive Coordinator/ Quarterbacks
2009-10	Denver Broncos	Head Coach
2011	St. Louis Rams	Offensive Coordinator/ Quarterbacks
2012-19	New England Patriots	Offensive Coordinator/ Quarterbacks
2020	New England Patriots	Offensive Coordinator
2021	New England Patriots	Offensive Coordinator/ Quarterbacks
2022	Las Vegas Raiders	Head Coach

MCDANIELS

head coach in the NFL history. Five Broncos made the Pro Bowl under McDaniels in 2009 while quarterback Kyle Orton enjoyed the best season of his five-year career, posting 10 games with a passer rating of at least 90.0 that tied for fifth in the league. The Broncos' 23 giveaways were their fourth-fewest total for a season in club history.

McDaniels began his NFL career with New England as a personnel assistant/coaching assistant in 2001, then serving as a coaching assistant from 2002-03. McDaniels was named the Patriots quarterbacks coach in 2004 and later promoted to offensive coordinator/quarterbacks coach in 2006.

During his first three years (2006-08) as offensive coordinator/quarterbacks coach, McDaniels directed a New England offense that led the NFL in points per game (28.8) while ranking second in the league in yards per game (370.8). The Patriots also committed the third-fewest turnovers (63) and ranked fourth in the league in third-down success (44.4 percent) under McDaniels during that period.

Under McDaniels' guidance during 2007, the Patriots set several league offensive records en route to becoming the first team in NFL history to win its first 18 games and advancing to Super Bowl XLII. New England's 589 points (36.8 ppg.) and 75 touchdowns were the most in league history for a season while its 6,580 yards (411.3 ypg.) ranked seventh in NFL history for a single campaign. McDaniels saw Brady earn the league MVP after setting a then-NFL record for touchdown passes (50) in a single-season and registered the third-most passing yards (4,806) for a year in league history, while wide receiver Wes Welker set the franchise record for receptions in a season (112) and wide receiver Randy Moss broke the NFL record for touchdown receptions with 23.

In his five seasons (2004-08) handling positional coaching responsibilities, McDaniels guided six different players to a total of nine Pro Bowl selections.

McDaniels began his coaching career as a graduate assistant at Michigan State University in 1999, working under head coach Nick Saban and helping the Spartans to a 10-2 record and a Citrus Bowl victory.

PERSONAL: A native of Canton, Ohio, McDaniels attended John Carroll University, where he played quarterback and wide receiver from 1995-98. McDaniels was a college teammate of Raiders General Manager Dave Ziegler. Josh and his wife, Laura, have four children.

COACHING STAFF





CHRIS ASH

DEFENSIVE BACKS

2nd Season in NFL

1st Season with Raiders

Chris Ash enters his second season in the NFL and first as defensive backs coach of the Las Vegas Raiders.

Ash entered the NFL coaching ranks in 2021 as defensive backs/safeties coach for the Jacksonville Jaguars after a 24-year career as a college coach, including roles as head coach at Rutgers and defensive coordinator at Texas, Ohio State, Wisconsin and Arkansas.

In his one season in Jacksonville, Ash helped the Jaguars to a 10-spot improvement in pass defense, finishing 17th in the league after ranking 27th in 2020.

Ash served as the defensive coordinator/safeties coach for Texas in 2020 and helped guide the team to a 7-3 record and victory in the Alamo Bowl. Prior to that, Ash spent four years (2016-19) as head coach at Rutgers, including a 2017 season that saw the team match its program record for victories in Big Ten play and tie a league win total from 2014.

Ash spent eight years in the Big Ten Conference, including four as a defensive coordinator with four Big Ten championships.

Ash led four groups that ranked in the top 25 statistically, including a top-10 defensive unit in 2015 at Ohio State.

In 2015, the Buckeyes' defense ranked second nationally in scoring defense, ninth in total defense and ninth in sacks. The Buckeyes earned a berth in the Fiesta Bowl, finishing the season with a 12-1 record after defeating Notre Dame in the bowl game.

Ash saw six defensive players from his unit taken in the NFL Draft, including three in the first round. DE Joey Bosa was twice a unanimous First-Team All-American in 2014 and 2015 and Big Ten Defensive Lineman of the Year. CB Eli Apple was chosen 10th overall by the New York Giants and LB Darron Lee was selected 20th by the New York Jets.

In his first season, OSU's defense ranked 19th nationally in total defense and 26th in scoring defense. The Buckeyes also ranked fourth nationally with 24 interceptions en route to Big Ten, Sugar Bowl and National Championships.

Prior to taking over the OSU defense, Ash held the defensive coordinator post and coached the secondary at Arkansas in 2013. He helped improve Arkansas' pass defense in his one season in Fayetteville, with the Razorbacks defense finishing 72nd nationally in passing yards allowed after ranking 113th in 2012.


Ash was first promoted to the defensive coordinator role in the Big Ten while at the University of Wisconsin, where he spent three seasons with the Badgers. His 2011 defense led the Big Ten (conference games only) in total defense and pass defense efficiency, and it ranked fourth nationally in fewest passing yards allowed (163.6), 13th in scoring (19.0) and 15th in total defense (316.4). In 2012, Ash's defense ranked 15th nationally in total defense (322.5), 17th in scoring (19.1), 18th in fewest passing yards allowed (193.6), 22nd in pass efficiency and 24th against the run (128.9).

Ash began his coaching career as a defensive graduate assistant at his alma mater, Drake, in 1997. He was promoted to defensive coordinator for the next two seasons before moving on to Iowa State in 2000.

Ash spent eight seasons over two different stints at Iowa State. Ash served as a graduate assistant with the Cyclones in 2000-01 before being promoted to defensive backs coach for a total of six seasons, adding the title of recruiting coordinator for 2006 and 2009. Ash spent the 2007 and 2008 seasons at San Diego State as the defensive backs coach and recruiting coordinator.

PERSONAL: A native of Ottumwa, Iowa, Ash earned his undergraduate degree from Drake in 1996 and was a two-time letter winner at defensive back for the Bulldogs. Ash completed his master's degree in education from Iowa State in 2005. Ash and his wife, Doreen, are the parents of a son, Brady, and daughter, Alexis. Ash also has a son, Tanner, and a daughter, Jacey.

COACHING BACKGROUND		
Years	College/Pro Team	Position Coached
1996	Drake	Volunteer Assistant
1997	Drake	Graduate Assistant
1998-99	Drake	Defensive Coordinator
2000-01	Iowa State	Graduate Assistant
2002-05	Iowa State	Defensive Backs
2006	Iowa State	Defensive Backs/Recruiting Coordinator
2007-08	San Diego State	Defensive Backs/Recruiting Coordinator
2009	Iowa State	Defensive Backs/Recruiting Coordinator
2010	Wisconsin	Defensive Backs
2011-12	Wisconsin	Defensive Coordinator/Defensive Backs
2013	Arkansas	Defensive Coordinator/Defensive Backs
2014-15	Ohio State	Co-Defensive Coordinator/Safeties
2016-19	Rutgers	Head Coach
2020	Texas	Defensive Coordinator/Safeties
2021	Jacksonville Jaguars	Defensive Backs/Safeties
2022	Las Vegas Raiders	Defensive Backs



D'ANTHONY BATISTE

STRENGTH AND CONDITIONING ASSISTANT

13th Season in NFL

5th Season with Raiders

(8 as a player)

D'Anthony Batiste enters his 13th NFL season in 2022 and fifth as a Raiders strength and conditioning assistant. He brings 12 years of playing experience as an offensive lineman to the post, competing at the sport's highest levels.

Batiste continued to implement the team's strength and conditioning program while working with multiple positions groups during his fourth season with the Raiders. In 2021, Batiste helped the Raiders finish with a 10-7 record, earning their first postseason berth since 2016. He also saw the Silver and Black produce four Pro Bowlers in P AJ Cole, DE Maxx Crosby, LB Denzel Perry and WR Hunter Renfrow, marking the first career selection for all four players.

In 2020, Batiste saw RB Josh Jacobs and TE Darren Waller both earn their first Pro Bowl selections. Waller led the team in all major receiving categories, setting a new club record with 107 receptions and posting career highs in receiving yards (1,196) and touchdowns (nine), while Jacobs surpassed the 1,000-yard mark with 1,065 yards on the ground and set a career high with 12 touchdowns.

Using his experience as a former offensive lineman, Batiste has worked extensively with offensive and defensive linemen during his first two years with the Silver and Black, tailoring his training to increase their skill sets in the trenches. In 2019, Batiste's training helped T Trent Brown and C Rodney Hudson as they each earned Pro Bowl honors, while G Richie Incognito was named a Pro Bowl alternate. The Raiders offensive line also paved the way for Pro Bowl alternate Jacobs, who was the first-ever 1,000-yard rookie rusher in team history.

Batiste helped the 2019 rookie class successfully transition from college to the NFL as they combined to lead the NFL in scrimmage touchdowns (17), sacks (14.5), yards after the catch (676), rushing yards (1,167) and rushing touchdowns (seven) among their rookie peers.

In 2018, his work with the men upfront helped produced Pro Bowl alternates in Hudson and G/T Kelechi Osemele. Batiste also worked with TE Jared Cook as he earned his first Pro Bowl selection, while setting career highs in receptions (68), receiving yards (896) and touchdowns (six). Cook tied for third-most among tight ends with four 100-yard games, including a franchise best performance among his position group in Week 1 with 180 yards.

Batiste came to the Raiders following his playing career in the Canadian Football League for the Edmonton Eskimos. He played in 56 games for Edmonton, helping the team capture the Grey Cup in 2015.

PERSONAL: Native of Marksville, La. ...Has numerous certifications, including USAW Level 1, personal training, health and wellness, FMS Level 1, YBT, CPR and AED. ...Earned his bachelor's degree from Louisiana-Lafayette in May 2022. ...Spent eight seasons as an NFL offensive lineman, playing for the Dallas Cowboys, Arizona Cardinals, Atlanta Falcons, Denver Broncos, Washington Redskins, Carolina Panthers and Pittsburgh Steelers. ...Appeared in 37 career games and made 14 starts. ...Made 10 starts with the Cardinals in 2012 and four starts for the Falcons in 2007. ...Played in 56 games from 2014-17 with the Edmonton Eskimos and was named a West Division All-Star at right tackle and the team's most outstanding offensive lineman in 2015. ...Originally joined the Eskimos in 2006 before the club let him out of his contract to join the Dallas Cowboys. ...Went undrafted in 2004. ...Played collegiately at Louisiana-Lafayette, appearing in 39 games and earned second-team All-Sun Belt honors as a senior in 2003.

COACHING BACKGROUND		
Years	College/Pro Team	Position Coached
2018-19	Oakland Raiders	Strength and Conditioning Assistant
2020-22	Las Vegas Raiders	Strength and Conditioning Assistant



EDGAR BENNETT

WIDE RECEIVERS

30th Season in NFL
(8 as a player)

5th Season with Raiders

COACHING BACKGROUND		
Years	College/Pro Team	Position Coached
2005-10	Green Bay Packers	Running Backs
2011-14	Green Bay Packers	Wide Receivers
2015-17	Green Bay Packers	Offensive Coordinator
2018-19	Oakland Raiders	Wide Receivers
2020-22	Las Vegas Raiders	Wide Receivers

Edgar Bennett, now entering his 30th season in the NFL, embarks upon his fifth year with the Silver and Black as the club's wide receivers coach.

Under Bennett's guidance in 2021, WR Hunter Renfrow put together one of his greatest seasons in franchise history by a Raiders wide receiver to earn his first Pro Bowl selection. In his third season, Renfrow joined Hall of Fame WR Tim Brown as the only Raiders wide receiver to eclipse 100-plus receptions with a career-high 103. Bennett also saw Renfrow set a career high with 1,039 receiving yards, becoming the first Raiders wide receiver to surpass 1,000-plus receiving yards since 2016.

In 2020, Bennett toolled a wide receiver group that was paramount to the offense's success. The position group posted 14 receiving touchdowns on the campaign and recorded an NFL-best average of 15.2 yards per reception. It marked the highest average yards per reception by a Raiders wide receiving corps since 2004.

Highlighted among the receivers was newly acquired WR Nelson Agholor, who posted 48 receptions for a career-high 896 receiving yards while tying a career high with eight touchdown receptions. Agholor recorded six touchdown receptions of at least 20 yards this past season, including five of which that were at least 40 yards, ranking second and tied for fourth in the NFL among all players, respectively. His 18.7 yards per receptions marked a career high, as he finished first in the AFC and second in the NFL, while being etched in Raiders lore as the 10th-best mark all-time.

Bennett also coached Renfrow to a successful sophomore campaign, as he recorded then career highs in receptions (56) and receiving yards (656), while adding two touchdown receptions. Renfrow's 105 receptions are the third-most by a player through his first two seasons in Raiders history.

Bennett's ability to develop young players was magnified in his second season with the Silver and Black in 2019, as rookie receiver Renfrow recorded one of the most prolific campaigns by a rookie receiver in club history. Renfrow logged 49 receptions for 605 yards and four touchdowns, marks that rank second, sixth and tied for fourth, respectively, in franchise annals among all rookie players. Under Bennett, Renfrow became a third-down machine, notching 16 first-down receptions on third down, the second-most in the NFL among rookies in 2019. Furthermore, Renfrow was one of two players in the NFL, joining WR DeSean Jackson, to tally multiple receiving touchdowns of at least 50 yards on third down.

With another year of constant change at the wide receiver position, Bennett worked to provide a seamless transition between his receivers and QB Derek Carr, who set career highs in yards, completion percentage, yards per attempt and passer rating, while connecting with 10 different wide receivers throughout the year. Bennett was also tasked with mentoring newly acquired free agent signing WR Tyrell Williams. Although hampered by a foot injury for the majority of the season, Williams led the club with six touchdown receptions in addition to his 42 catches and 651 receiving yards. Among players with at least 40 receptions in 2019, Williams' average of 15.5 yards per reception was tied for 13th-most in the NFL.

In Bennett's first season with the Raiders in 2018, he oversaw a group of wide receivers that provided flexibility and interchangeability in the offense. Leading the way was WR Jordy Nelson, who spent 10 years in Green Bay under Bennett. Nelson finished second on the team in both yards (739) and touchdown receptions (three), while finishing third in receptions (63). Under Bennett's direction, WR Seth Roberts set career highs in both receptions (45) and yards (494), while adding two scores to his campaign.

Bennett came aboard the staff in 2018 having spent the previous 17 seasons with the Packers' club in multiple roles, serving as the team's offensive coordinator from 2015-17, wide receivers coach from 2011-14, running backs coach from 2005-10 and as the team's director of player development from 2001-04. Bennett also spent five seasons playing running back for the Packers. As a player and coach, Bennett has won 11 division titles, appeared in six conference championships and won both Super Bowl XXXI in 1996 and XLV in 2010.

During his tenure as the offensive coordinator, Bennett helped orchestrate an offense that finished with 96 touchdown passes since 2015, the most in the NFC and second most in the NFL during that time frame despite missing All-Pro quarterback Aaron Rodgers for nine games in 2017 due to injury. As a former running back, Bennett was able to guide his running back corps to an average of 4.41 yards per carry in the same time frame, a mark that ranked sixth in the NFL. Additionally, Bennett led an offense that ranked eighth since 2015 with a 58.8 percent conversion rate in the red zone, including a third-place finish in 2017 with a success rate of 61.9 percent.

In 2017, Bennett's offense ranked fifth in the NFL in yards per rush (4.47 avg.), despite having to shuffle the backfield due to numerous injuries, including starting RB Ty Montgomery who missed eight games. The offense also tied for sixth in the NFC with 25 touchdown passes on the season.

Guided by Bennett, Rodgers put together one of the most prolific passing seasons in club history in 2016, tossing for 4,428 yards, completing over 400 passes for a completion percentage of 65.7, while adding an NFL-high 40 touchdowns through the air to just seven interceptions. In wake of Rodgers' success under Bennett's tutelage, Nelson and WR Davante Adams combined for a league-best 26 touchdown receptions. Nelson led the league with 14 scores of his own, adding 1,257 yards receiving and 97 receptions, the fifth most in the Packers history, en route to earning the NFL's Comeback Player of the Year Award. Additionally, the offense as a whole averaged 27.0 points per game, the fourth-best mark in the league.

At the helm of the offense for the first time in 2015, Bennett emphasized ball security, as the team's 17 turnovers were the fifth fewest in club history and also ranked fourth fewest in the NFL that year. Bennett's primary focus was most apparent with Rodgers, as he posted the third-best pass interception percentage (1.4) in the NFL, throwing just seven interceptions on 572 attempts. Bennett oversaw an offense that saw its quarterback post over 30 touchdown passes (31) for the fifth time in career. Green Bay also rostered four wide receivers that notched at least 50 receptions in the same season, just the third time (1983 and 2002) the feat has been accomplished since 1940. The offense's incredibly efficient play helped guide the club to a franchise record seventh consecutive playoff berth (2009-15).

From 2011-14, Bennett put together one of the finest receiving trios in the NFL, as WRs Randall Cobb, James Jones and Nelson made the Packers one of just three teams to roster three receivers with at least 20 receiving scores each during that span. The three combined for 92 receiving touchdowns. Nelson accounted for 43 of those, the fourth-most in the NFL since 2011 and also finished sixth in the league

BENNETT

with 4,841 receiving yards in the same time frame.

In 2014, Bennett mentored Cobb and Nelson to one of the greatest single-season performances the NFL has seen by two teammates, as they became the first duo in league history to each record 90-plus receptions, 1,200-plus yards and 12-plus receiving touchdowns. Nelson's 1,519 receiving yards set a club record, while his 98 receptions were fourth-most in franchise annals. For Cobb, it was the first 1,000-yard season of his career. The two both earned Pro Bowl selections after becoming the first pair of Packers players to notch at least 90 receptions in the same season.

A 2013 campaign saw Green Bay receiving corps account for 3,319 yards receiving, the second most in a single season in club history, despite dealing with the loss of Rodgers for seven games due to injury. With four different quarterbacks taking the snap from under center that season, the group of receivers still managed to average 207.4 yards per game, second most in the league.

In 2012, Jones led the NFL with 14 receiving touchdowns, becoming the first Packer to lead the league in receiving scores since WR Shannon Sharpe (18) accomplished the feat in 1994. With the absence of two of their top wide receivers for multiple games, Bennett helped second-year receiver Cobb emerge as a versatile threat, as he led the team with 80 receptions and 954 yards, while also hauling in eight touchdown passes.

In 2011, the receivers posted some of the best numbers in club history, accounting for a team-record 3,667 yards receiving and 38 touchdowns, the second-highest touchdown total in NFL history by a receiving group at the time. Bennett coached Nelson to a career-high 15 touchdown receptions, the third most in team history, adding 68 receptions for 1,263 yards (18.6 avg.), marking the second-best receiving average in the league that year among wide receivers with at least 50 receptions. WR Greg Jennings earned a Pro Bowl selection that season, posting 949 yards and nine touchdowns in just 13 games played.

Prior to his move to wide receivers, Bennett served six years as a running backs coach for the Packers from 2005-10. In his six years, Bennett coached running backs to 1,000-yard seasons three different times.

In his last season as running backs coach, Bennett oversaw the development of sixth-round draft pick RB James Starks, who set a franchise rookie playoff-record with 123 rushing yards in 2010 in the NFC Wild Card round and was instrumental down the stretch during the Packers' Super Bowl XLV title run. From 2008-09, Bennett coached RB Ryan Grant to over 1,200 yards on the ground in consecutive seasons, just the third tailback in team history to accomplish the feat. Grant also finished second in the NFC in 2009 with 11 rushing scores, the most by a Packers running back since 2003.

Bennett was key to the initial progress of Grant in 2007, Grant's first season with the team, as he totaled five 100-yard performances and set a Green Bay postseason record with 201 yards on the ground against the Seahawks. In 2006, Bennett helped lead the Packers' all-time leading rusher RB Ahman Green to his final 1,000-yard season. Due to injuries in Year 1 as running backs coach in 2005, Bennett mentored undrafted rookie RB Samkon Gado to the second-most productive season by a first-year running back in club history, as Gado posted 582 yards and six scores on the ground.

Prior to his move to coaching, Bennett spent four years in the Packers front office, serving as the team's director of player development from 2001-04. Bennett and his developmental cast around him were recognized in 2003 as the NFC's best player development department.

PERSONAL: Native of Jacksonville, Fla. ... Played eight seasons in the NFL for the Green Bay Packers and Chicago Bears. ... Was the Packers' fourth-round selection in the 1992 NFL Draft. ... Played in 112 games, starting 77 of them and tallied 3,992 yards rushing on 1,115 carries and added 21 touchdowns. ... Also added 284 receptions for 2,245 yards and 10 receiving touchdowns. ... Became the fifth running back in Packers annals to rush for 1,000 yards in a season during the 1995 season as he finished with 1,067. ... Started for the Packers in their Super Bowl XXXI victory. ... Was a four-year starter at Florida State (1987, 1989-91) and graduated with a bachelor's degree in social science, with a primary emphasis in political science and a secondary emphasis in sociology. ... Inducted into the Green Bay Packers Hall of Fame in 2005. ... Inaugurated into the Florida State Athletic Hall of Fame in 2005. ... Attended Robert E. Lee High School in Jacksonville (Fla.) and earned first-team all-state honors. ... Has a son, Edgar IV, and daughter, Elyse Morgan.



CARMEN BRICILLO

OFFENSIVE LINE

4th Season in NFL

1st Season with Raiders

Carmen Bricillo embarks on his first season as the offensive line coach with the Las Vegas Raiders, bringing with him 17 years of coaching experience to the post.

Bricillo entered the NFL coaching ranks with the New England Patriots in 2019, serving as a coaching assistant before being promoted to offensive line coach in 2020-21. During his three years in New England, Bricillo helped the Patriots earn one AFC East title and make two playoff appearances.

In 2021, Bricillo helped the Patriots finished eighth in the NFL in rushing yards per game (126.5) and sixth in points per game (27.2). Additionally, Bricillo's line helped pave the way for RB Damien Harris, who set career highs with 202 carries for 929 yards and 15 touchdowns. Harris tied for second in the league with 15 rushing touchdowns, while recording the second most rushing touchdowns in franchise history. Collectively, the Patriots recorded 24 rushing touchdowns in 2021 behind Bricillo's line, a mark that tied third most in franchise history.

Bricillo helped the Patriots finished fourth in the NFL with 146.6 rushing yards per game in 2020. New England's 146.6 rushing yards per game also ranked seventh in franchise history, marking their best rushing attack since 1983.


From 2010-18, Bricillo spent nine years coaching the offensive line at Youngstown State. During his time with the program, Bricillo coached 15 All-Missouri Valley Conference selections and the Penguins advanced to the 2016 NCAA FCS National Championship Game. Behind his offensive line, the offense set multiple school years during his tenure including total yards (6,766 in 2016), yards per game (458.6 in 2011), rushing yards (3,883 in 2016), completion percentage (64.2 percent in 2011), passing yards (2,883 in 2016), passing touchdowns (27 in 2011) and points per game (36.2 in 2011).

Prior to his time at Youngstown State, Bricillo spent the 2009 season as an offensive assistant coach at Illinois and worked at Akron as director of video services in 2006 and a coaching assistant from 2007-08. Bricillo helped with the offensive line with Illinois and worked with the tackles and tight ends as a coaching assistant at Akron.

Bricillo began his collegiate coaching career at his alma mater, Duquesne, as the offensive line coach in 2005. Bricillo saw the team posted a 7-3 record and win a conference title that season, while also guiding four linemen to all-conference honors. Prior to joining the staff at Duquesne, Bricillo spent two seasons as an assistant coach at Indiana Area High School.

PERSONAL: Native of Shelocta, Pa. ... Played center at Duquesne, earning first-team all-conference honors in 1995 and 1996. ... Won two league championships while playing at Duquesne, including the school's first-ever Metro Atlantic Athletic Conference title in 1995. ... Earned his bachelor's degree in business administration from Duquesne. ... Earned his master's degree in sports science and coaching from Akron. ... Bricillo and his wife, Megan, have a daughter named Rilyn.

COACHING BACKGROUND		
Years	College/Pro Team	Position Coached
2003-04	Indiana Area High School	Assistant Coach
2005	Duquesne	Offensive Line
2006	Akron	Director of Video Services
2007-08	Akron	Coaching Assistant
2009	Illinois	Offensive Assistant
2010-18	Youngstown State	Offensive Line
2019	New England Patriots	Coaching Assistant
2020-21	New England Patriots	Offensive Line
2022	Las Vegas Raiders	Offensive Line



CAMERON CLEMMONS

ASSISTANT OFFENSIVE LINE

3rd Season in NFL

3rd Season with Raiders

Cameron Clemmons enters his third season with the Raiders and his second as the team's assistant offensive line coach. He previously held the role of offensive quality control coach with Las Vegas in 2020.

In 2021, Clemmons worked with an offensive line that helped pave the way for the sixth-ranked passing offense (268.6 yards per game) in the NFL. Despite constant shuffling on the unit, the offense recorded a 4,000-yard passer and 1,000-yard receiver. The offensive line helped RB Josh Jacobs rank in the top-4 in the league in rushing yards per game (94.0) over the final four weeks of the season (Weeks 15-18). Clemmons saw C Andre James, G John Simpson and T Brandon Parker make career highs in starts, while G/T Alex Leatherwood became the first rookie offensive lineman to start in every contest since 2018.

In 2020, Clemmons assisted a tight ends unit that led the league in receptions (128) and yards after catch (661) and ranked second in receiving yards (1,419) and receiving touchdowns (13).

With Clemmons' help, TE Darren Waller posted one of the most historic receiving campaigns in franchise history and earned his first Pro Bowl selection after posting career highs in receiving yards (1,196) and touchdowns (nine), while setting a new club record with 107 receptions.

Prior to joining the Raiders, Clemmons spent five years coaching at the collegiate level. In 2019, Clemmons finished his first year as an offensive quality control analyst for Tennessee. The team posted an 8-5 record, marking a three-win improvement from the 2018 campaign. The eight wins also marked the most by the program since 2016.

Under Clemmons' guidance, G Trey Smith earned first-team All-SEC honors, while both T Wanya Morris and T Darnell Wright garnered freshman All-American and freshman All-SEC accolades in 2019. The program earned its first bowl game appearance since 2016, completing the season with a win over Indiana in the Gator Bowl.

Clemmons first joined Tennessee as a graduate assistant from 2016-18. In 2016, Clemmons primarily mentored the running backs, guiding RBs Alvin Kamara and John Kelly each to 500-plus rushing yards on the season. Kamara was selected in the third round of the 2017 NFL Draft, while Kelly was drafted in the sixth round in 2018.

While in his assistantship with the Volunteers, Clemmons participated in the Bill Walsh Minority Fellowship with the New England Patriots in 2017, working with club throughout the offseason program, minicamp and training camp to gain coaching experience.

Clemmons began his coaching career in 2015 as an offensive intern at Eastern Kentucky.

COACHING BACKGROUND		
Years	College/Pro Team	Position Coached
2015	Eastern Kentucky	Offensive Intern
2016-18	Tennessee	Graduate Assistant
2019	Tennessee	Offensive Quality Control Analyst
2020	Las Vegas Raiders	Offensive Quality Control
2021-22	Las Vegas Raiders	Assistant Offensive Line

PERSONAL: A native of Mt. Juliet, Tenn. ... Signed as an undrafted free agent with the San Diego Chargers in 2015. ... Played one season in the Canadian Football League with the Ottawa Redblacks following his stint with the Chargers. ... Four-year starter at Western Kentucky (2010-14), playing in 46 games for the Hilltoppers and earning All-Conference USA honors as a senior, while also starting at offensive tackle in the East-West Shrine All-Star Game. ... Earned a bachelor's degree from Western Kentucky in biochemistry before completing his master's degree in agricultural leadership, education and communications at Tennessee in 2018.



MAURICE DRAYTON

ASSISTANT SPECIAL TEAMS

7th Season in NFL

1st Season with Raiders

Maurice Drayton enters his 24th season coaching and his first as the assistant special teams coach with the Las Vegas Raiders, having spent the past four seasons with the Green Bay Packers.

Drayton served as the assistant special teams coach with the Packers from 2018-20 before being promoted to special teams coordinator with the club in 2021.

In 2021, Drayton worked with newcomer P Corey Bojorquez, who finished with the highest gross punting average (46.5 avg.) in a season (min. 35 punts) in franchise history. He also saw K Mason Crosby set a new franchise record with a streak of 24 consecutive field goals made from 2019-2021.

Under Drayton's guidance in 2020, Crosby set a single-season franchise record for field goal percentage, connecting on all 16 attempts. Crosby's perfect field goal percentage best his previous career high of 91.7 percent set in 2019. Drayton also worked with P JK Scott, who averaged 45.5 yards in 2020 to mark the second best single season punting average in team history.

In 2019, Drayton helped Scott as he ranked ninth in the NFL with 29 punts inside the 20-yard line, marking the most by a Packer since 2012.

Drayton entered the NFL coaching ranks with the Indianapolis Colts, serving as the assistant special teams coach from 2016-17. During his two seasons, Drayton helped K Adam Vinatieri register his 19th and 20th 100-point seasons, extending his NFL record.

With Drayton's help, P Rigoberto Sanchez finished fourth in the NFL with a 42.6 net punting average as a rookie in 2017, earning a spot on the PFWA All-Rookie team.

In 2016, Drayton coached P Pat McAfee to his second Pro Bowl selection after leading the league with a team-record 49.3-yard average. Additionally, the Colts ranked fourth in the NFL in kickoff return average (25.1) under Drayton's guidance.

Prior to the NFL, Drayton spent 14 seasons coaching collegiately, including nine seasons at his alma mater, The Citadel. Drayton held the role of assistant head coach/defensive coordinator/cornerbacks coach at The Citadel from 2014-15.

Drayton guided a defense that set multiple records en route to winning a share of the 2015 Southern Conference title. His defense led the conference with 31 takeaways, 11 fumble recoveries, 10 passing TDs allowed and a 36.5 opponent third-down conversion percentage. The defense also ranked third in the FCS with 20 interceptions, including five returned for touchdowns.

In 2013, Drayton was a guest coach (defense/special teams) with the Canadian Football League's Montreal Alouettes, and he spent the 2012 season as secondary coach at Southern Mississippi.

From 2010-11, Drayton coached at Coastal Carolina, serving as assistant head coach/special teams/wide receivers, and helping the program win its first Big South Conference title since 2006.

Prior to his time with the Chanticleers, Drayton was the special teams/defensive backs coach at South Carolina State (2008-09), where the Bulldogs won two Mid-Eastern Athletic Conference titles. In 2009, the program ranked seventh in the nation in pass defense and fifth in total defense. In Drayton's first year with the Bulldogs in 2008, he saw his defensive backfield help the team lead the conference with 19 interceptions.

Drayton spent the 2007 season as an assistant coach and administrator at Goose Creek (S.C.) High School after serving as the defensive coordinator of the Seinajoki (Finland) Crocodiles of the European Football League in 2006.

His first coaching experience came as a graduate assistant/secondary coach at his alma mater in 1999, followed by one season as tight ends/offensive tackles coach. While spending three years (2000-02) as an assistant coach with the Charleston Swamp Foxes (Arena 2), Drayton continued to coach at The Citadel, serving as wide receivers coach (2001), outside linebackers coach (2002) and secondary/special teams coach/recruiting coordinator (2003-05).

PERSONAL: A native of Moncks Corner, S.C., Drayton played collegiately at The Citadel from 1994-98 and totaled 145 tackles, 17 passes defended and three interceptions...He earned a bachelor's degree in physical education and a master's degree in secondary administration from The Citadel...He and his wife have two children.

COACHING BACKGROUND		
Years	College/Pro Team	Position Coached
1999	The Citadel	Graduate Assistant/Secondary Assistant Coach
2000-02	Charleston Swamp Foxes (Arena 2)	
2000	The Citadel	Tight Ends/Offensive Tackles
2001	The Citadel	Wide Receivers
2002	The Citadel	Outside Linebackers
2003-05	The Citadel	Secondary/Special Teams
2006	Seinajoki (Finland) Crocodiles	Defensive Coordinator
2007	Goose Creek (S.C.) High School	Assistant Coach
2008-09	South Carolina State	Special Teams/Defensive Backs
2010-11	Coastal Carolina	Assistant Head Coach/Special Teams/Wide Receivers
2012	Southern Mississippi	Secondary
2013	Montreal Alouettes	Guest Coach (Defense/Special Teams)
2014-15	The Citadel	Assistant Head Coach/Defensive Coordinator/Cornerbacks
2016-17	Indianapolis Colts	Assistant Special Teams
2018-20	Green Bay Packers	Assistant Special Teams
2021	Green Bay Packers	Special Teams Coordinator
2022	Las Vegas Raiders	Assistant Special Teams



MATT EDWARDS

DEFENSIVE ASSISTANT, PASS RUSH SPECIALIST

4th Season in NFL

1st Season with Raiders

Matt Edwards enters his first season as defensive assistant/pass rush specialist for the Raiders in 2022. Edwards joins the Silver and Black having spent the previous four years with the Tennessee Titans, holding multiple positions during his tenure.

In 2021, Edwards returned to assistant special teams coach after holding the title for each of his first two seasons (2018-19) with the Titans. Edwards helped coach K Randy Bullock, who finished ninth in franchise history with 120 points in a single season, while P Brett Kern had the league's third best ratio of punts inside the 20 to touchbacks (18:1). WR/RS Chester Rogers ranked fifth in the NFL with a 9.8-yard punt return average, the best by a Titans player since 2012, and the kickoff coverage unit ranked eighth in the league (20.3-yard average).

In 2020, he served as the defensive assistant for a unit that ranked seventh in the NFL with 23 takeaways, which tied for the most by a Titans' defense since 2013. Edwards also helped coach the defense to tally 15 interceptions, which ranked seventh in the NFL and was the most by the Titans since 2012.

In 2019, Edwards served as the assistant special teams coach for a unit that tied New England for the league lead with four total blocked kicks and punts. He also helped coach Kern to his third consecutive Pro Bowl after leading the NFL with 37 punts placed inside the 20-yard line and recording a 43.1-yard net average on punts, ranking second in team history.

In 2018, the Titans set a new NFL record by averaging 32 yards per kickoff return. Edwards helped coach WR/RS Darius Jennings as he set a franchise record with a 31.7-yard kickoff return average. He also saw Kern set a team record with 39 punts inside the 20-yard line.

Prior to the NFL, Edwards spent 15 seasons coaching collegiately. From 2014-17, he served as the defensive coordinator for Tiffin University. He helped Tiffin to consecutive winning seasons in his final two years. In 2017, the Dragons led the Great Lakes Intercollegiate Athletic Conference in sacks and tackles for loss.


Edwards served as special teams coordinator and defensive line coach at Florida Atlantic University in 2013.

In 2011, Edwards returned to his alma mater at Miami (Ohio) and served as the defensive ends coach before adding the responsibility of special teams coordinator and linebackers coach in 2012.

After starting his coaching career in 2003 as the linebackers coach at the College of Wooster, Edwards spent the next seven seasons working at Kent State, beginning as a graduate assistant (2004-05) before being promoted to defensive line coach (2006-10).

PERSONAL: A native of Cincinnati, Ohio, Edwards played collegiately at Miami (Ohio), where he played as a linebacker and defensive end and was named a team captain during his senior season...He earned his bachelor's degree in sport organization in 2002 and completed his master's degree in sport and recreational management from Kent State University...He and his wife, Mary, have four sons: Andrew, Luke, Nathan and William.

COACHING BACKGROUND		
Years	College/Pro Team	Position Coached
2003-04	Indiana Area High School	Assistant Coach
2003	College of Wooster	Linebackers
2004-05	Kent State	Defensive Graduate Assistant/Video Coordinator
2006-10	Kent State	Defensive Line
2011	Miami (Ohio)	Defensive Ends
2012	Miami (Ohio)	Linebackers/Special Teams Coordinator
2013	Florida Atlantic	Defensive Line/Special Teams Coordinator
2014-17	Tiffin	Defensive Coordinator
2018-19	Tennessee Titans	Assistant Special Teams
2020	Tennessee Titans	Defensive Assistant
2021	Tennessee Titans	Assistant Special Teams
2022	Las Vegas Raiders	Defensive Assistant, Pass Rush Specialist



MATT FEENEY

DEFENSIVE QUALITY CONTROL

1st Season in NFL

1st Season with Raiders

Matt Feeney enters his first season as the defensive quality control coach for the Raiders, having spent the past three seasons (2019-21) as the defensive coordinator and inside linebackers coach at the University of Akron.

During his tenure at Akron, Feeney mentored LB John Lako and CB Alvin Davis Jr. to All-Mid-American Conference honors in 2019. Lako received first-team All-MAC recognition as he was the Zips' defensive leader for the second consecutive season, finishing with 138 tackles and recording double-digit tackles in nine games. Davis was the top defensive back on the team, recording 79 tackles and garnering third-team All-MAC honors after being named a first-team All-MAC selection in 2018 and second-team selection in 2017. In 2020, DB AJ Watts was named third-team All-MAC.

Prior to that, Feeney spent two seasons at the University of Tennessee at Chattanooga. He served as the team's defensive coordinator in 2018 after coaching the linebackers in 2017.

In 2018, Feeney's defense was ranked No. 1 in the Southern Conference in scoring defense (18.5), pass defense (172.0) and fumbles recovered (20). Under Feeney's tutelage, DL Isaiah Mack earned Southern Conference Defensive Player of the Year honors after finishing second in the conference and 19th in the FCS with 8.5 sacks. In total, Feeney saw six players from his defensive unit earn All-Conference honors. Mack and CB Kareem Orr both signed with the Tennessee Titans as undrafted free agents in 2019.

In 2017, Feeney's defense ranked No. 1 in the Southern Conference and No. 25 in the FCS in total defense (326.4). He mentored LB Tae Davis, who converted from safety and finished his senior season with 74 tackles in nine games and was signed as an undrafted free agent by the Cleveland Browns.

Feeney entered the collegiate coaching rankings with his alma mater, John Carroll University, where he coached linebacker from 2014-16. During each of his three seasons, the Blue Streaks defense finished in the top-15 among all Division III schools.

In 2016, Feeney helped LB Mason McKenrick earn All-OAC first team honors and be named a first-team All-America selection. LB Andy Bryan earned first-team All-OAC honors in 2015 under Feeney's guidance. In 2014, he coached LB Kevin Cope to All-American honors, while LB Jimmy King earned second-team All-League honors.

PERSONAL: Feeney was a standout linebacker and team captain at John Carroll University from 2010-13, earning the Gene Slaughter Most Outstanding Linebacker Award as a senior as the top linebacker in the Ohio Athletic Conference... He earned his degree in marketing... Feeney and his wife, Katie, have a daughter, Ara.

COACHING BACKGROUND		
Years	College/Pro Team	Position Coached
2014	John Carroll	Linebackers
2015-16	John Carroll	Special Teams Coordinator/ Linebackers
2017	Tennessee at Chattanooga	Linebackers
2018	Tennessee at Chattanooga	Defensive Coordinator/ Outside Linebackers
2019	Akron	Defensive Coordinator/ Inside Linebackers
2020-21	Akron	Defensive Coordinator/Safeties
2022	Las Vegas Raiders	Defensive Quality Control



PATRICK GRAHAM

DEFENSIVE COORDINATOR

14th Season in NFL

1st Season with Raiders

Patrick Graham enters his first season with the Silver and Black in 2022, bringing with him 13th years of experience in the NFL, including three years as defensive coordinator.

In his NFL career, Graham has coached in the playoffs in eight seasons, winning seven division titles, two conference championships and one Super Bowl (XLIX).

Graham served his second stint with the New York Giants from 2020-21, serving as the club's assistant head coach/defensive coordinator.

In 2021, Graham oversaw a defense that tied for fourth in the league in passes defended (83), a mark that ranked 12th in franchise history, and tied for 12th in interceptions (15). Graham's defense was effective against the pass, holding teams to 225.8 passing yards per game, which ranked 15th in the NFL.

Under Graham's guidance, the Giants defense improved significantly in 2020, ranking ninth with 357 points allowed, which marked 94 fewer than their total in 2019. The defense was 12th in the NFL by allowing 349.3 yards per game after finishing 27th at 377.3 yards the previous season. It marked the club's best defensive finish since 2016 when they ranked 10th in the league with 339.7 yards a game. Additionally, the Giants defense allowed an average 5.3 yards a play in 2020, the NFL's ninth-lowest figure.

After placing 20th in the NFL in 2019, Graham helped the rushing defense rank 10th 111.4 yards a game and mark a season best since 2016 when they tied for third at 88.6 rushing yards a game. The pass defense improved from 28th in the NFL in 2019 to tie for 16th with 237.9 yards allowed a game, the team's best since 2013 when the Giants allowed 223.3 yards a game and ranked 10th in the league.

Graham saw the Giants record 40 sacks in 2020, their highest total since 2014. DE Leonard Williams led the team with 11.5 sacks, the most by a Giants' player since OLB Jason Pierre-Paul's 14.5 in 2014.

With Graham's direction, veterans ILB Blake Martinez, Pro Bowl CB James Bradberry and S Logan Ryan excelled in their first season in a new defense. Martinez led the Giants and ranked third in the NFL with 151 tackles (86 solo). Bradberry started all 15 games in which he played, leading the team with three interceptions and tied for second in the NFL with 18 passes defended. Ryan, a cornerback most of his career, started 13 games at safety in Graham's defense and finished second on the team with 92 tackles (67), one sack, one interception, nine passes defended, three forced fumbles and two fumble recoveries.

Graham earned his first defensive coordinator role with the Miami Dolphins in 2019. He led a unit that had a constantly evolving cast of players because of roster transactions and injuries. The secondary's best player, former first-round draft choice Minkah Fitzpatrick, was traded to Pittsburgh on Sept. 17. CB Xavier Howard played in five games before going on injured reserve with a knee injury. S Reshad Jones, a two-time Pro Bowler, and Bobby McCain appeared in four and nine games, respectively, before they were placed on the injured reserve list on the same day.

Prior to joining the Dolphins, Graham spent the 2018 season as the Green Bay Packers inside linebackers coach and defensive run game coordinator. Under his tutelage, Martinez totaled 144 tackles (91) and a career-high five sacks. Green Bay's defense limited opponents to 4.3 yards per rush, which ranked 13th in the league.

In his first stint with the Giants, Graham coached the defensive line from 2016-17. In 2017, Graham helped Pierre-Paul lead the team with 8.5 sacks and DT Damon Harrison posted 76 tackles, which led all NFL defensive tackles.

In 2016, Graham's unit was instrumental in the Giants defense becoming the most improved in the NFL. The team allowed 158 fewer points and 1,290 fewer yards than it did in 2015. Their 17.8 points per game allowed was second in the NFL and the team's best since 2002.

Graham began his NFL coaching career in New England, where he spent seven seasons with the Patriots (2009-15), working with current Raiders head coach Josh McDaniels from 2012-15. He was a coaching assistant in 2009 before being promoted to defensive assistant in 2010 and linebackers coach in 2011. Graham moved to defensive line from 2012-13 before returning to linebackers in 2014-15.

During his tenure in New England, the Patriots won the AFC East title all seven seasons, the conference championship twice and Super Bowl XLIX. In his five years as a position coach (2011-15), New England led the NFL in takeaways (150) and was tied for fourth in sacks (214).

Graham's linebacker unit helped the team finish ninth in total yards allowed (339.4) in 2015 and 10th in points allowed (19.7). LB Jamie Collins tied a franchise record with five forced fumbles, earning the first Pro Bowl selection of his career and was named second-team All-Pro.

In 2014 Patriots finished their season with a Super Bowl victory against Seattle. Graham's linebackers helped the team's defense rank eighth in the league in points allowed (19.6) and ninth in rushing yards allowed (104.3) despite LBs Jerod Mayo and Don'ta Hightower missing 14 games combined due to injury. Collins led the team with 115 tackles (74) and also totaled four sacks and four forced fumbles.

Graham worked with the defensive line for the second straight year in 2013. Despite DT Vince Wilfork suffering a season ending injury in Week 4, New England's defense finished fifth in the league in sacks (48) and 10th in points allowed (21.1). The team's five top sack totals all came from defensive linemen, topped by DE Chandler Jones (11.5).

In 2012, Graham helped Wilfork earn his fifth Pro Bowl selection and first-team All-Pro honors, after totaling 59 tackles (41) with three sacks, two forced fumbles and six fumble recoveries. Additionally, Graham helped Rob Ninkovich transitioned from linebacker to defensive end in 2012, while totaling eight sacks.

Graham's first season as a position coach was in 2011 with the linebackers. New England finished with a 13-3 record, winning the AFC Championship. Mayo led the team with 103 tackles (97) and became the first player in franchise history to total 100-plus tackles in each of his first four seasons.

In 2010, Graham served as a defensive assistant with the Patriots, who finished second in the NFL with 38 takeaways and eighth in

COACHING BACKGROUND		
Years	College/Pro Team	Position Coached
2002-03	Wagner College	Graduate Assistant
2004	Richmond	Assistant Defensive Line
2005-06	Richmond	Tight Ends
2007-08	Notre Dame	Graduate Assistant
2009	New England Patriots	Coaching Assistant
2010	New England Patriots	Defensive Assistant
2011	New England Patriots	Linebackers
2012-13	New England Patriots	Defensive Line
2014-15	New England Patriots	Linebackers
2016-17	New York Giants	Defensive Line
2018	Green Bay Packers	Inside Linebackers/ Defensive Run Game Coordinator
2019	Miami Dolphins	Defensive Coordinator
2020-21	New York Giants	Assistant Head Coach/ Defensive Coordinator
2022	Las Vegas Raiders	Defensive Coordinator

GRAHAM

points allowed (19.6). He began his NFL coaching career in 2009 as a coaching assistant with New England. Graham joined New England following two seasons (2007-08) as a graduate assistant at Notre Dame, where he worked with the defense. He spent three seasons (2004-06) as an assistant coach at Richmond, mentoring tight ends from 2005-06 and the defensive line in 2004. Graham began his coaching career as a graduate assistant at Wagner (2002-03), while he pursued an MBA with a concentration in finance. He coached the junior varsity team to an undefeated season, while also serving as strength and conditioning coach and academic coordinator.

PERSONAL: Graham played collegiately at Yale, where he was a defensive lineman for the 1999 team that shared an Ivy League title with Brown... He earned a bachelor's degree in sociology with a concentration in economics and African American studies... A native of Waterbury, Conn., Graham and his wife, Pamela, have two children, Morgan and Silas.



DUCE GRUDEN

STRENGTH AND CONDITIONING ASSISTANT

7th Season in NFL

5th Season with Raiders

Deuce Gruden enters his seventh season in the NFL and fifth with the Silver and Black as a strength and conditioning assistant.

Gruden works extensively with all position groups throughout the roster with a focus on strength training. His responsibilities also include assisting the athletic training staff in transitioning players back from injury into participation and managing performance data for the team's strength and conditioning staff.

In 2021, Gruden helped the Raiders finish with a 10-7 record, earning their first postseason berth since 2016. Gruden also saw the Silver and Black produce four Pro Bowlers in P AJ Cole, DE Maxx Crosby, LB Denzel Perry and WR Hunter Renfrow, marking the first career selection for all four players.

Gruden's assistance in the weight room helped the Raiders produce two Pro Bowlers in 2020, as RB Josh Jacobs and TE Darren Waller each earned the nod for the first time in their careers. Waller set a new club record with 107 receptions and posted career highs in receiving yards (1,196) and touchdowns (nine), while Jacobs surpassed the 1,000-yard mark with 1,065 yards on the ground and a career-high 12 touchdowns.

In 2019, Gruden continued his work with implementing the team's strength and conditioning program and saw T Trent Brown and C Rodney Hudson earn Pro Bowl honors, while G Richie Incognito, FB Alec Ingold, Jacobs and Waller were named as alternates. Gruden also saw the 2019 rookie class combine to lead the NFL in scrimmage touchdowns (17), sacks (14.5), yards after the catch (676), rushing yards (1,167), rushing touchdowns (seven) and rushing first downs (60) among their rookie peers. The Raiders rookies also ranked second in receptions (107) and receiving yards (1,112).

During his first season with the Raiders in 2018, Gruden worked with TE Jared Cook as he earned his first Pro Bowl selection in 2018. Gruden also helped train Hudson and G/T Kelechi Osemele in 2018, who were named Pro Bowl alternates.

Prior to joining the Raiders, Gruden served as a strength and conditioning assistant with the Washington Redskins for two seasons (2016-17). He was promoted as a full-time strength and conditioning coach during the 2017 offseason after initially joining Washington as a strength and conditioning intern during the 2016 season, a year in which the strength staff helped produce five Pro Bowlers.

In addition to his coaching responsibilities, Gruden played an integral role in training athletes at ESPN's Wide World of Sports in Orlando for Jon Gruden's QB Camp, where he led workouts for college players preparing to participate in the NFL Combine.

PERSONAL: Native of Tampa, Fla. ... Earned a master's degree from A.T. Still University in Kinesiology with a focus in corrective exercise... Certified in USA weightlifting coaching and as a Strength and Conditioning Specialist... A competitive powerlifter who won gold at the 2017 International Powerlifting Federation's World Classic Powerlifting Championships in Belarus... Attended Lafayette University where he earned a degree in biology, while also playing running back for the Leopards from 2012-15.

COACHING BACKGROUND

Years	College/Pro Team	Position Coached
2016	Washington Redskins	Strength and Conditioning Intern
2017	Washington Redskins	Strength and Conditioning Ass't
2018-19	Oakland Raiders	Strength and Conditioning Ass't
2020-22	Las Vegas Raiders	Strength and Conditioning Ass't



BO HARDEGREE

QUARTERBACKS

9th Season in NFL

1st Season with Raiders

Bo Hardegree enters his first season as quarterbacks coach of the Las Vegas Raiders after one year with the New England Patriots as a quality control/quarterbacks coach. Hardegree brings 14 years of coaching experience to the post, including the last nine seasons in the NFL.

In 2021, Hardegree played a key role in the development of rookie quarterback Mac Jones, who led all rookie quarterbacks with 3,801 passing yards and 22 touchdowns. Jones' 10 wins are the most in a season by a Patriots rookie quarterback and his completion percentage of 67.6 was the second-best for a rookie quarterback in a season in league history.

Prior to joining the Patriots, Hardegree spent two seasons as an offensive assistant with the New York Jets. Under the guidance of Hardegree in 2019, quarterback Sam Darnold improved in multiple categories from his rookie season, recording career highs in completion percentage (61.9 percent), passing yards (3,024) and touchdowns (19), while recording the league's 10th best passer rating (84.3) and compiling a 6-2 record over the final eight games of the season.

Before joining the Jets, Hardegree spent three seasons as quarterbacks coach of the Miami Dolphins. During his tenure, Hardegree worked with several different quarterbacks, including Jay Cutler, Matt Moore, Brock Osweiler and Ryan Tannehill.

In his first season with the Dolphins in 2016, Hardegree guided Tannehill to career highs with a 93.5 quarterback rating, 7.7 yards per attempt and a 67.1 completion percentage. Under Hardegree's tutelage, both Tannehill and Moore led the NFL in red zone passer rating. Tannehill posted a 119.7 mark to lead the league, while Moore finished second at 118.8.

Prior to the Dolphins, Hardegree spent one season in Chicago as an offensive assistant in 2015. He helped the Bears' rushing attack improve from 27th in 2014 to 11th in the NFL in 2015 as the unit averaged 25.6 more rushing yards per game. Bears quarterback Jay Cutler finished the 2015 season with the highest passer rating (92.3) of his career, while his 64.4 completion percentage, 2.3 interception percentage and 7.6 passing yards per attempt were all second best of his career.


Hardegree entered the NFL as an offensive quality control coach with the Denver Broncos in 2014. During that season, the Broncos offense ranked No. 2 in the NFL in scoring, averaging 30.1 points per contest. Quarterback Peyton Manning completed 66.2 percent of his passes for 4,727 yards and 39 touchdowns and set the NFL's then-career-passing touchdown record.

Prior to Denver, Hardegree spent three years (2011-13) as an intern at Louisiana State, working with the offense in 2012-13 and the defense in 2011. During his three seasons, LSU went 33-7 overall, winning the SEC in 2011 and advancing to the 2012 BCS National Championship game. In 2013, LSU ranked No. 23 in the FBS in scoring, averaging 35.8 points per game.

Hardegree began his coaching career as a graduate assistant at Duke (2008-10), where he earned his master's degree.

PERSONAL: Hardegree played quarterback at Tennessee, where he was a member of two SEC Eastern Division championship teams in 2004 and 2007. ...The Volunteers also won the 2005 Cotton Bowl and the 2008 Outback Bowl during his tenure. ...A native of Jackson, Tenn., he is married to wife, Lauren.

COACHING BACKGROUND		
Years	College/Pro Team	Position Coached
2008-10	Duke	Graduate Assistant
2011	Louisiana State	Defensive Coaching Intern
2012-13	Louisiana State	Offensive Coaching Intern
2014	Denver Broncos	Offensive Quality Control
2015	Chicago Bears	Offensive Assistant
2016-18	Miami Dolphins	Quarterbacks
2019-20	New York Jets	Offensive Assistant
2021	New England Patriots	Quality Control/Quarterbacks
2022	Las Vegas Raiders	Quarterbacks



MICK LOMBARDI

OFFENSIVE COORDINATOR

12th Season in NFL

1st Season with Raiders

Mick Lombardi enters his first season as offensive coordinator with the Las Vegas Raiders in 2022. Lombardi joins the Silver and Black having spent the previous three years with the New England Patriots, serving as the assistant quarterbacks coach in 2019 before being promoted to the wide receivers coach in 2020-21.

In 2021, Lombardi guided WR Kendrick Bourne to career highs in receptions (55), receiving yards (800) and touchdowns (five). Under Lombardi's tutelage, WR Jakobi Meyers hauled in a career-high 83 passes for 866 yards and two touchdowns. He also saw RB Brandon Bolden set career bests for receptions (41) and receiving yards (405).

In 2020, Lombardi saw WR Julian Edelman become the second Patriot to reach 600 career receptions, while RB James White became only the second running back in team history with 3,000 career receiving yards in the regular season. Under Lombardi, Meyers recorded 59 receptions for 729 yards, while also passing for two touchdowns. Overall, Patriots wide receivers completed four passes in 2020, the most in team history.

In 2019, Lombardi returned for his second stint in New England, serving as the assistant quarterbacks coach. QB Tom Brady threw for 4,000-plus passing yards for the 11th time in his career and became the all-time leader in NFL history with his 17th season of at least 20 passing touchdowns.

Prior to rejoining the Patriots, Lombardi served as an offensive assistant/assistant quarterbacks coach with the New York Jets from 2017-18.

In his first season with the Jets, Lombardi helped coach QB Josh McCown to a career season after McCown finished fourth in the NFL with a 67.3 completion percentage, the third best mark in franchise history. McCown finished with 2,926 yards passing, 18 touchdowns and a 94.5 passer rating.

Lombardi spent four seasons (2013-16) with the San Francisco 49ers, holding multiple positions during his tenure. In 2016, he served as an offensive quality control coach and helped the 49ers rank fourth in the NFL, rushing for an average of 126.2 yards per game. The offense also finished second in the league in red zone touchdown percentage (68.2 percent).

He spent the 2015 season as a defensive assistant after working as an offensive assistant in 2014 and the assistant to the head coach in 2013.

Lombardi entered the NFL serving as a scouting assistant from 2011-12 with the Patriots.

Lombardi began his coaching career at his alma mater Fordham as a student assistant coach during the 2009-10 seasons, working on film breakdowns and scouting reports and also assisting with the scout team.

PERSONAL: Native of Ocean City, N.J. ...Earned his bachelor's degree in communications from Fordham in 2011. ...His father, Michael, worked as an assistant to the Patriots coaching staff from 2014-16 and spent time as an executive for the 49ers, Browns, Eagles and Raiders. ...Lombardi and his wife, Michelle, have two sons, Dominic and Michael, and a daughter, Sienna.

COACHING BACKGROUND		
Years	College/Pro Team	Position Coached
2009-10	Fordham	Student Assistant
2011-12	New England Patriots	Scouting Assistant
2013-16	San Francisco 49ers	Assistant to the Head Coach/ Offensive Assistant/Defensive Assistant/Quality Control
2017-18	New York Jets	Offensive Assistant/ Assistant Quarterbacks
2019	New England Patriots	Assistant Quarterbacks
2020-21	New England Patriots	Wide Receivers
2022	Las Vegas Raiders	Offensive Coordinator



TOM McMAHON

SPECIAL TEAMS COORDINATOR

16th Season in NFL 1st Season with Raiders

Tom McMahon, who most recently served four seasons as special teams coordinator for the Denver Broncos, enters his first season as special teams coordinator of the Las Vegas Raiders.

McMahon is a 30-year coaching veteran who has coached special teams at the NFL level for the past 15 seasons. Before joining the Broncos' staff, he worked as special teams coordinator for Indianapolis (2013-17), Kansas City (2012) and St. Louis (2009-11). During his time in the NFL, McMahon has coached five players to Pro Bowl selections: P Dustin Colquitt (2012), LS Matt Overton (2013), K Adam Vinatieri (2014), P Pat McAfee (2014, '16) and LS Casey Kreiter (2018).

McMahon has seen his units establish all-time records in several categories. His Falcons unit in 2008 set an NFL mark by allowing just 49 yards in punt returns for the season, while his Colts group in 2015 allowed only 156 yards on kickoff returns to set a league record. In addition, Vinatieri set the NFL record by making 44 consecutive field goal attempts in a stretch from 2015-16.

During McMahon's four seasons in Denver, K Brandon McManus has ranked among the league's best, making 103-of-124 field goals (83.1 percent) and 117-of-122 extra point attempts (95.9 percent). McManus ranked second in the NFL with 21 made field goals from 50-plus yards, including an NFL single-season record tying 10 made field goals from 50-plus yards in 2020.

In 2021, McMahon saw P Sam Martin place 28 punts inside the 20-yard line, which ranked tied for fifth-most in the league. Under his guidance, K Brandon McManus moved into second all-time for field goal percentage (82.7 percent), total points (837) and field goals made (195) in team history.

McMahon guided the Broncos to improvement in net punting and punt returns in 2020. He saw PR Dontae Spencer ranked second in the league among qualifying players in punt return yards (15.8 avg.) while P Sam Martin helped the Broncos improve from 26th to 14th in net punting. McMahon's unit was the only team in the AFC to earn three Special Teams of the Week Honors in 2020 with key performances from McManus (Week 4 and 6) and Spencer (Week 14). McManus, who had three games with two 50-plus yard field goals, became the first kicker in NFL history with two games with a pair of 50-plus yard made field goals in the fourth quarter or overtime of the same season.

In 2019, Denver's special teams units ranked third in the NFL in kickoff return average (25.4 yards per return) while allowing the sixth fewest yards on kickoffs (439). Spencer was named a Pro Bowl alternate in his first season after finishing third in the league in kickoff return average (29.1) and tied for seventh in punt return average (8.0) among qualifying players.

In its first year under McMahon's guidance in 2018, Denver's special teams units improved in several significant categories. The Broncos led the NFL with four blocked kicks and were one of only two teams to block a field goal attempt (2), an extra point attempt and a punt. LS Casey Kreiter was selected to his first career Pro Bowl that season.

The Colts featured one of the NFL's most consistent special teams units during McMahon's five seasons in Indianapolis, ranking in the league's Top 5 in field goal percentage (89.6 / 3rd), net punting average (41.3 / 3rd), gross punting average (46.4 / 4th) and kickoff return average (24.5 / 5th) during that span. Three Colts special-teamsers combined for five Pro Bowl selections playing for McMahon: punter Pat McAfee (2014, '16), kicker Adam Vinatieri (2014) and long snapper Matt Overton (2013).

In 2017, the Colts were one of just four clubs to produce multiple special-teams takeaways without committing a turnover on those units. Indianapolis was also one of just two teams to allow fewer than 100 punt return yards (80) as punter Rigoberto Sanchez ranked fourth in the NFL with his 42.6-yard net punting average that broke the NFL rookie record. McAfee set a Colts record with a league-leading 49.3-yard gross punting average under McMahon in 2016 to earn his second career Pro Bowl selection. Vinatieri made his first 19 field goals that season to set an NFL record with 44 consecutive field goals made dating to the previous year. In 2014, McMahon helped Vinatieri (30-of-31 FGs) and McAfee (42.8 net avg., 30 punts inside the 20, 70 kickoff touchbacks) become just the fourth kicker-punter duo to both earn First Team All-Pro recognition from the Associated Press.

With the Chiefs in 2012, McMahon's special-teams unit ranked fourth in the NFL with three takeaways. Punter Dustin Colquitt earned his first career Pro Bowl selection after ranking second in the league with 45 punts placed inside the 20.

Coaching special teams for the St. Louis Rams from 2009-11, McMahon worked with talented returner Danny Amendola, who led the NFL with 3,572 combined return yards (812 PR / 2,760 KR) during his first two NFL seasons (2009-10).

McMahon began his NFL career as an assistant special teams coach for Atlanta from 2007-08. During his two years with the Falcons, Jerious Norwood ranked third in the NFL with a combined 2,628 kick return yards.

Before joining the NFL, McMahon coached outside linebackers and special teams at the University of Louisville in 2006. That season, kicker Art Carmody was named the Lou Groza Award winner as the nation's top kicker after converting 21-of-25 field goals (.840) and all 60 extra point attempts for 123 total points.

McMahon spent 11 seasons at Utah State University from 1995-2005 in a variety of roles. After beginning his tenure with the Aggies as a graduate assistant from 1995-97, he went on to serve as special teams/linebackers coach from 1998-2000 and defensive line coach/recruiting coordinator from 2001-05.

PERSONAL: A native of Helena, Mont., McMahon got his start in coaching at his alma mater, Carroll College, in 1992 as the school's secondary coach... He spent one year as an assistant coach at Bozeman (Mont.) High School in 1993 before returning to Carroll to coach the secondary in 1994... McMahon is married to his wife, Kim, and the couple has three children: Dawson, Emmett and Quincy.

COACHING BACKGROUND		
Years	College/Pro Team	Position Coached
1992	Carroll College	Secondary
1993	Bozeman (Mont.) High School	Assistant Coach
1994	Carroll College	Secondary
1995-97	Utah State University	Graduate Assistant
1998-2000	Utah State University	Special Teams/Linebackers
2001-05	Utah State University	Defensive Line/Recruiting Coordinator
2006	University of Louisville	Special Teams Coordinator/Outside LBs
2007-08	Atlanta Falcons	Assistant Special Teams
2009-11	St. Louis Rams	Special Teams Coordinator
2012	Kansas City Chiefs	Special Teams Coordinator
2013-17	Indianapolis Colts	Special Teams Coordinator
2018-21	Denver Broncos	Special Teams Coordinator
2022	Las Vegas Raiders	Special Teams Coordinator



A.J. NEIBEL

HEAD STRENGTH AND CONDITIONING

18th Season in NFL 10th Season with Raiders

A.J. Neibel, who holds 17 years of NFL experience in the sports performance and strength and conditioning realm, enters his fourth season as head strength and conditioning coach of the Silver and Black.

Neibel oversees all elements of the Raiders' strength and conditioning program, developing and implementing a comprehensive strategy for all position groups throughout the roster. Neibel directs all strength training, manages the team's performance data and works closely with the athletic training staff to transition players back from injury into participation.

Last season, Neibel and his staff's work with the team helped the Raiders earn a 10-7 record, clinching the club's first postseason berth since 2016. Under Neibel's guidance, the Raiders produced four first-time Pro Bowlers in P AJ Cole, DE Maxx Crosby, LB Denzel Perryman and WR Hunter Renfrow. Renfrow set career highs in catches (103), receiving yards (1,038) and touchdowns (nine), while Cole averaged a league- and career-high 50.0 yards per punt, a mark that ranks eighth all-time in NFL history. Additionally, Crosby and Perryman anchored a defensive unit that ranked sixth in the AFC with just 337.2 yards per game allowed.

In 2020, Neibel and his staff helped field a team that produced two offensive Pro Bowlers in RB Josh Jacobs and TE Darren Waller, while also seeing numerous other veteran players establish career highs in appearances, starts and statistical milestones. Jacobs appeared in a career-high 15 contests, setting personal bests in carries (273), rushing touchdowns (12), receptions (33) and receiving yards (238).

In part due to Neibel's strength program, Waller was once again able to compete in all 16 contests for the second consecutive campaign. He put together one of the most prolific campaigns by a player in Raiders history, compiling 1,196 receiving yards and nine touchdowns, while breaking Hall of Famer WR Tim Brown's single-season receptions record by tallying 107 on the year, fourth-most in the NFL and most among all tight ends. Waller became just the sixth tight end in NFL history to surpass 100 receptions in a single season, while also hauling in at least five passes in an incredible 13 contests and tallying five 100-yard contests.

In his return to the Silver and Black in 2019 after previously spending six seasons with the Silver and Black from 2003-08, Neibel helped produce two Pro Bowlers in T Trent Brown and C Rodney Hudson. The two paved the way for rookie running back Jacobs, who became the first-ever 1,000-yard rookie rusher in team history, while helping the club surrender just 29 sacks on the year, good for eighth-fewest in the NFL.

Neibel and his staff also excelled in helping the 2019 rookie class make the transition from college to the NFL, as the Raiders rookies combined to lead the NFL in scrimmage touchdowns (17) amongst their rookie peers. The Raiders rookies also ranked first in sacks (14.5), yards after the catch (676), rushing yards (1,167), rushing touchdowns (seven) and rushing first downs (60), while ranking second in receptions (107) and receiving yards (1,112).

Neibel's return to the Raiders came after spending the previous two seasons (2017-18) with the Jacksonville Jaguars as the club's athletic performance specialist/physical therapy assistant. In his role with the Jaguars, Neibel assisted both the medical and strength and conditioning staff transition players from injury back into participation, while helping manage performance data for the team's coaching staff. The team garnered eight Pro Bowl selections over two seasons under Neibel's guidance.


Prior to his stint with the Jaguars, Neibel spent six years (2011-16) with the Atlanta Falcons in a variety of roles. Over his five years with the club, the Falcons earned 21 total Pro Bowl selections under Neibel's direction, including four from WR Julio Jones (2012, 2014-16), and three apiece from TE Tony Gonzalez (2011-13) and QB Matt Ryan (2012, 2014, 2016).

In 2016, Neibel was tabbed as the club's athletic performance manager after serving as the team's head strength and conditioning coach during the previous three seasons (2013-15). In his first two seasons (2011-12) with the Falcons, Neibel was on staff as strength and conditioning assistant. Before joining the club, Neibel spent time working for the Atlanta Falcons' Therapy Center in Snellville, Ga.

Prior to Atlanta, Neibel also worked in the Bay Area with the San Francisco Giants of Major League Baseball and their affiliate, the San Jose Giants, as a strength and conditioning consultant from 2009-10. In his first tour with the Raiders, Neibel helped train athletes as a strength and conditioning/sports medicine associate.

COACHING BACKGROUND		
Years	College/Pro Team	Position Coached
2003-08	Oakland Raiders	Strength and Conditioning/ Sports Medicine Associate
2009-10	San Francisco Giants	Strength and Conditioning Consultant
2011-12	Atlanta Falcons	Strength and Conditioning Assistant
2013-15	Atlanta Falcons	Head Strength and Conditioning Athletic Performance Manager
2016	Atlanta Falcons	Athletic Performance Specialist/ Physical Therapy Assistant
2017-18	Jacksonville Jaguars	Head Strength and Conditioning Head Strength and Conditioning
2019	Oakland Raiders	Head Strength and Conditioning
2020-22	Las Vegas Raiders	Head Strength and Conditioning

PERSONAL: Native of Cupertino, Calif. ...Earned a degree in sports psychology from Long Beach State in 1996...Earned a second degree in physical therapy from Cerritos College in 1998...Notable qualifications include being USA weightlifting certified, level one, Olympic lifting coach, a certified strength and conditioning specialist with the National Strength and Conditioning Association and certified in Russian Kettle bell training.



FRANK OKAM

DEFENSIVE LINE

7th Season in NFL
(4 as a player)

1st Season with Raiders

Frank Okam enters his first season as defensive line coach of the Las Vegas Raiders after spending the past two seasons (2020-21) with the Carolina Panthers.

Okam was promoted to Carolina's defensive line coach in 2021 after one season as the assistant defensive line coach. In 2021, Okam's unit contributed to a defense that ranked second in the NFL in yards allowed per game (305.9), a 16-spot improvement from the prior year. Under his guidance, the Panthers recorded 39 sacks, tied for 15th in the league and an eight-spot improvement from 2020. Okam saw DE Brian Burns named a Pro Bowl starter and tie his career-high for sacks in a season with nine. Burns led the team and tied for fifth in the NFC in tackles for loss.

In 2020, Okam helped mentor rookie DT Derrick Brown, who garnered PFWA All-Rookie honors as he posted two sacks and eight tackles for loss, ranking third among all rookies. Under the guidance of Okam, DE Efe Obada posted a career high with 5.5 sacks and DE Brian Burns led the Panthers with 9.0 sacks while ranking second among all NFL DEs with 58 tackles.

Before entering the NFL coaching ranks, Okam worked as the defensive line coach at Baylor from 2018-19. During the 2019 season, Okam helped the Bears produce 46 sacks to finish the year ranked ninth in the nation. Okam saw DT James Lynch earn Big 12 Defensive Player of the Year after recording a school-record 13.5 sacks, ranking fifth in the nation. Okam also helped DE James Lockhart and DT Bravvion Roy combine for 11.5 sacks.

In his first season at Baylor, Okam coached Lynch to second team All-Big 12 honors and DE Greg Roberts to honorable mention All-Big 12 honors.

Prior to his time at Baylor, Okam spent four years at Rice University working with the defensive line from 2014-17. After working as a graduate assistant during his first two years with the Owls, Okam was promoted to defensive line coach.

Under Okam's leadership in 2017, Rice DE Brian Womac was named a first team all-conference selection after setting the school record with 22 tackles for loss and leading Conference USA in tackles for loss and sacks (10). Additionally, DT Roe Wilkins was honorable mention All-Conference USA after posting 6.5 sacks and 8.5 tackles for loss.

Okam was drafted in the fifth round of the 2008 NFL Draft by the Houston Texans, where he played for three seasons from 2008-10. He also saw time with Seattle (2010), Tampa Bay (2010-12) and finished his career with the New York Giants in 2013.

A four-year letterman at defensive tackle for the University of Texas from 2004-07, Okam was a freshman All-American in 2004 and a two-time All-Big 12 honoree. In 2005, he helped Texas win both the Big 12 and BCS National Championships. Okam graduated from the University of Texas in 2007 with a degree in sport management before earning a master's degree in liberal studies from Rice University in 2017.

PERSONAL: A native of Pine Bluff, Ark., Okam graduated from Lake Highlands High School in Dallas, where he was a Parade and Army All-American... He is married to his wife, Megan... Last name pronounced OH-cam.

COACHING BACKGROUND		
Years	College/Pro Team	Position Coached
2014-15	Rice	Graduate Assistant
2016-17	Rice	Defensive Line
2018-19	Baylor	Defensive Line
2020	Carolina Panthers	Assistant Defensive Line
2021	Carolina Panthers	Defensive Line
2022	Las Vegas Raiders	Defensive Line



ANTONIO PIERCE

LINEBACKERS

10th Season in NFL
(9 as a player)

1st Season with Raiders

Antonio Pierce enters his first season as linebackers coach for the Las Vegas Raiders, bringing with him nine years of NFL playing experience.

Pierce most recently spent the past five seasons at Arizona State, serving as linebackers coach before adding the titles of associate head coach and defensive coordinator.

In 2021, Pierce was promoted to defensive coordinator and helped the Sun Devils' defense rank first in the PAC-12 in scoring defense (20.8), first in total yards allowed per game (326.3), tied for first in defensive touchdowns (three), second in interceptions (16) and second in sacks (27). Pierce saw three members of his defense earn Pac-12 honors with DL Tyler Johnson being named first-team All-Pac-12, while DL D.J. Davidson and LB Darien Butler were both named to the second-team defense.

In 2020, the Sun Devils ranked first in the PAC-12 in scoring defense (23.3) and first in turnover margin (+8). Pierce helped mentor Johnson and CB Chase Lucas to second-team All-Pac-12 honors, while DL Jermaine Lole, LB Kyle Soelle and CB Evan Fields earned conference honorable mention recognition.

In 2019, Pierce led a linebacker group that helped the Sun Devils rank third in the Pac-12 in rushing defense (125.1) and second in turnover margin (+14). He helped guide LB Darien Butler to a career season finishing 11th in the Pac-12 with 90 total tackles and tied for second with three forced fumbles. He also saw LB Khaylan Kearsse-Thomas earn All-Pac-12 honorable mention after recording 57 tackles, including a team-high 11 tackles for loss and 4.5 sacks.

In 2018, Pierce led a young linebacking core that saw LB Merlin Robertson earn Pac-12 Freshman Defensive Player of the Year honors after recording 77 tackles, 8.5 tackles for loss, five sacks and one interception.

Prior to ASU, Pierce spent four seasons as the head coach of the Long Beach Poly High School football program following a nine-year career in the NFL.

PERSONAL: A native of Long Beach, Calif., Pierce played collegiately for two seasons at Arizona after transferring from Mount San Antonio College... Played in 23 games and totaled 152 tackles, 20 tackles for loss and seven sacks... Entered the NFL as an undrafted free agent by the Washington Redskins and played four seasons with the club before signing with the New York Giants as an unrestricted free agent in 2005... Over his nine-year career, played in 115 games with 85 starts, totaling 732 tackles (462 solo), eight sacks, seven interceptions, eight forced fumbles and 11 fumble recoveries... He was named to his first Pro Bowl in 2006 and was a member of the Giants Super Bowl XLIII championship team in 2007.

COACHING BACKGROUND		
Years	College/Pro Team	Position Coached
2014-17	Long Beach Poly High School	Head Coach
2018-19	Arizona State	Linebackers/ Recruiting Coordinator
2020	Arizona State	Associate Head Coach/ Co-Defensive Coordinator/ Recruiting Coordinator
2021	Arizona State	Associate Head Coach/ Defensive Coordinator/ Recruiting Coordinator
2022	Las Vegas Raiders	Linebackers



KENNEDY POLAMALU

RUNNING BACKS

12th Season in NFL

1st Season with Raiders

Kennedy Polamalu enters his 31st season in coaching at both the NFL and collegiate levels and his first season as running backs coach with the Las Vegas Raiders.

Prior to arriving in Las Vegas, Polamalu spent five seasons as the running backs coach with the Minnesota Vikings. In 2021, Polamalu coached Vikings RB Dalvin Cook to his third-straight 1,000-season, as the veteran back totaled 1,159 yards on the ground to rank fifth in the NFL. Cook carried the ball 20-or-more times in seven different games and totaled six TDs on the ground. Additionally, Polamalu aided RB Alexander Mattison in setting a career high with 491 rushing yards and Mattison combined with Cook to account for 66 receptions out of the backfield.

The 2020 Vikings offense established a balanced attack and Cook enjoyed a career-best 1,557 yards and 16 TDs on the ground. Cook earned a second-straight Pro Bowl berth and All-Pro accolades on several teams. Cook ranked second in the NFL in rushing and posted the third-best mark in team history despite missing two games. He ranked second in NFL scrimmage yards with 1,918 (1,557 rushing/361 receiving) and broke the 100-yard rushing mark 8 times, including a career-high 206 vs. Detroit. Cook's 16 rushing TDs tied for second in the NFL and ranked second in team history. His 108 points (17 TDs, three 2-point conversions) ranked tied for second in the NFL and the trio of 2-pointers tied for the second-most in a season in NFL history. Mattison had his first career 100-yard game at Seattle after replacing an injured Cook. The Vikings' No. 5-ranked rushing attack helped the club rank No. 4 in the NFL in total offense in 2020, the highest ranking since 2004 and a 12-position jump from 2019.

In 2019, Polamalu coached Cook to a breakout season as he earned NFC Offensive Player of the Week and FedEx Ground Player of the Week honors and was named as a Pro Bowl starter after leading all non-quarterbacks in fan voting. FB C.J. Ham also was named to the Pro Bowl for his part in the Vikings rushing attack. Cook finished the 2019 regular season with 1,135 rushing yards, 10th-most in the NFL, and became the eighth player in franchise history to eclipse 1,000 rushing yards in a single season. Cook's 13 rushing TDs in 2019 ranked fourth in the NFL and tied for the second most by a Viking in a single season. Cook also became one-of-nine players in NFL history to record 500-plus rushing yards and 200-plus receiving yards in the first five games of a season. He became the fifth player in NFL history to open a season with three consecutive games of 110-plus rushing yards and a rushing TD, joining Hall of Famers Jim Brown, Curtis Martin, O.J. Simpson and Emmitt Smith.

The 2018 backfield workload was split equally between veteran Latavius Murray and Cook as he returned from a knee injury suffered early in his rookie season. Murray posted a career-high 155-yard rushing day vs. Arizona and Cook had a strong day vs. Miami when he posted 163 scrimmage yards with 136 yards and two TDs on the ground to earn his first NFC Offensive Player of the Week Award. Cook proved his value in the passing game during the season as well, reeling in 40 catches and two TDs.

In his first season with the Vikings in 2017, first-year sensation Cook set a team record for rookies with 288 yards in the opening three games of the season but was lost to injury for the season in the fourth game. Cook's production was replaced by the duo of Murray (842 yds, 8 TD) and Jerick McKinnon (574 yds, 3 TD) who combined for 1,412 yards and 11 rushing TDs. Murray carried the load with a team-high 216 attempts and 842 yards. Murray came on strong late in the season, notching 745 of his yards and all 8 TDs, including a pair of 100-yard outings, in the final 10 games of the season.

Under Polamalu's guidance at UCLA, RB Paul Perkins became the first Bruin since DeShaun Foster (2000-01) to register consecutive 1,000-yard rushing seasons and the first running back in program history to record 80 career receptions. Perkins, who was selected by the New York Giants in the 2016 NFL Draft, earned second-team All-Pac-12 recognition after rushing for 1,343 yards and 14 TDs as a senior. In 2014, Perkins experienced a breakout campaign, becoming the second player in school history to lead the Pac-12 in rushing with 1,575 yards.

Prior to his second UCLA stint, Polamalu was the offensive coordinator and running backs coach at his alma mater, USC, from 2010-12. In Polamalu's system, QB Matt Barkley became the all-time leading passer in school and conference history, throwing for 12,327 yards and 116 TDs. In 2011, Barkley finished sixth in the Heisman voting after completing 308 of 445 passes for 3,528 yards, 39 TDs (school record) and a 69.2 percent completion rate (school record), leading the Trojans to a No. 6 finish in the AP poll.

Polamalu previously coached the running backs in Jacksonville (2005-09) and Cleveland (2004). The Jaguars totaled the third-most rushing yards (133.7 ypg) and second-most rushing TDs (95) in the league from 2005-09, and two Jacksonville running backs earned Pro Bowl nods during that span: Fred Taylor (2007) and Maurice Jones-Drew (2009). In his Pro Bowl season under Polamalu, Jones-Drew rushed for 1,391 yards (4th in the NFL) and 15 TDs (second). With the Browns, they were one-of-seven NFL teams with multiple 500-yard rushers: Lee Suggs (744) and William Green (585).

Polamalu has deep roots at USC where he was a player and was involved in coaching or recruiting Heisman winners Carson Palmer, Matt Leinart and Reggie Bush. He also recruited the heralded "Thunder and Lightning" backfield of Bush and Lendale White. He joined USC for the 2000-03 seasons, coaching running backs and special teams during that span. Prior to joining the USC coaching staff, Polamalu served as Colorado's running backs coach for two seasons (1997-98) between stints at San Diego State as the linebackers coach (1999) and running backs coach (1994-96).

PERSONAL: Native of Pago Pago, American Samoa... Attended Mater Dei High School in Santa Ana, Calif., where he was an All-American in football, lettered in basketball and track, and served as the student body president... Played fullback and linebacker at USC from 1982-85, graduating with a bachelor's degree in history... Nephew, Troy Polamalu, played at USC and played 12 seasons in the NFL, winning two Super Bowls with the Pittsburgh Steelers and earning induction into the Pro Football Hall of Fame in 2020... Brother, Ao Polamalu, played football at Penn State and nephew, Nicky Sualua played running back at Ohio State before playing for the Bengals and Cowboys in the NFL... Great nephew, Isaiah Pola-Mao, signed with the Las Vegas Raiders as an undrafted free agent in 2022... Polamalu has three children.

COACHING BACKGROUND		
Years	College/Pro Team	Position Coached
1992-93	UCLA	Graduate Assistant
1994-96	San Diego State	Special Teams/Running Backs
1997-98	Colorado	Running Backs
1999	San Diego State	Linebackers
2000	USC	Running Backs
2001	USC	Special Teams Coordinator
2002-03	USC	Special Teams Coordinator/Running Backs
2004	Cleveland Browns	Running Backs
2005-09	Jacksonville Jaguars	Running Backs
2010-12	USC	Offensive Coordinator/Running Backs
2014-15	UCLA	Running Backs
2016	UCLA	Offensive Coordinator
2017-21	Minnesota Vikings	Running Backs
2022	Las Vegas Raiders	Running Backs



ROB RYAN

SENIOR DEFENSIVE ASSISTANT

33rd Season in NFL

6th Season with Raiders

Rob Ryan returns to the Silver and Black and enters his first season as the Raiders' senior defensive assistant, bringing 32 years of coaching experience to the position, including 21 seasons in the NFL ranks. Ryan has served as the defensive coordinator for the Oakland Raiders (2004-08), Cleveland Browns (2009-10), Dallas Cowboys (2011-12) and New Orleans Saints (2013-15), while also holding coaching positions with the Arizona Cardinals (1994-95), New England Patriots (2000-03), Buffalo Bills (2016), Washington Redskins (2019) and Baltimore Ravens (2021).

Ryan spent last season as the inside linebackers coach for the Baltimore Ravens. During his time with the Ravens, Ryan helped guide LB Patrick Queen as he led the team with 98 tackles. Ryan's group was instrumental to the No. 1 ranked run defense in the NFL (84.5 yards per game).

In 2019, Ryan coached inside linebackers for Washington, helping guide LB Jon Bostic to a career-high 105 tackles. He also tutored rookie LB Cole Holcomb, who finished second in the NFL among rookie defenders with 101 tackles.

In 2016, Ryan served as the Buffalo Bills' assistant head coach/defense under his brother Rex Ryan. The defense ranked sixth in the NFL in passing defense (223.9 yards per game) and eighth in sacks (39) and produced four Pro Bowlers in DT Kyle Williams, LB Lorenzo Alexander, LB Zach Brown and CB Stephon Gilmore.

From 2013-15, Ryan served as defensive coordinator for the New Orleans Saints... In 2015, Ryan led a defensive unit that was among the youngest in the NFL and helped mentor a rookie class that included LB Stephone Anthony and LB Hau'oli Kikaha. Under the guidance of Ryan, Anthony finished with 144 tackles, first among rookies, and was named to the All-Rookie Team, while Kikaha recorded four forced fumbles, tied for second in the NFL and ranked first among rookies.

Ryan helped DE Cameron Jordan earn his second Pro Bowl selection after finishing with 10 sacks. In 2014, Ryan guided LB Curtis Lofton to a career-high 144 tackles, the fourth-most in the NFL, while DE Cameron Jordan recorded 7.5 sacks.

In 2013, Ryan led a Saints' defensive unit that finished fourth in the NFL in total defense (305.7), a 28-place improvement from the prior season. The unit ranked in the top-10 in many defensive categories, including sacks (49-fourth), pass defense (194.1-second), scoring defense (19.0-fourth) and third down conversion percentage (34.7-ninth). Ryan helped S Kenny Vaccaro earn PFWA All-Rookie Team honors after leading the secondary with 77 tackles and saw DE Cam Jordan selected to his first Pro Bowl after ranking fifth in the league with a career-high 12.5 sacks.

Ryan spent two seasons as the Dallas Cowboys' defensive coordinator from 2011-12, working with OLB DeMarcus Ware who recorded double-digit sacks totals and earned Pro Bowl honors in both seasons. In 2012, Ryan led a defense that produced two Pro Bowl selections in DE Anthony Spencer and Ware. Spencer posted a career-high 11 sacks while Ware led the team with 11.5 sacks, making the Cowboys one of three teams in the NFL to have two players with 11-plus sacks. In 2011, Ryan helped Ware to his sixth Pro Bowl selection and fourth first-team All-Pro recognition after finishing second in the NFL with 19.5 sacks... Ryan also helped second year LB Sean Lee lead the team with 102 tackles.

From 2009-10, Ryan served as the defensive coordinator for the Cleveland Browns. In 2010, the Browns' defense tied for eighth in the NFL with 19 interceptions and Ryan saw six different players post multiple takeaways... Ryan guided a secondary that included rookie CB Joe Haden, who tied for fifth in the NFL and second among rookies with a career-high six interceptions. Ryan also mentored rookie S T.J. Ward, who finished first among all rookies and sixth among all defensive backs in the NFL with 105 tackles. Both players were named to the PFWA All-Rookie Team. Under Ryan's guidance, the Browns defense allowed the fourth-fewest rushing touchdowns (seven). During his first season with the Browns, Ryan led a defensive unit that ranked eighth in the NFL in sacks (40).

Ryan earned his first NFL defensive coordinator position with the Raiders and spent five seasons (2004-08) with the club, helping produce a pair of Pro Bowlers DE Derrick Burgess and CB Nnamdi Asomugha. In 2006, Ryan oversaw a defense that led the NFL in pass defense and ranked third in total defense. The Raiders defense under Ryan also ranked fourth in the NFL in fewest yards allowed per play, fifth in defense inside the 20, fifth (tie) in defensive touchdowns and fifth in net passing yards per play. Ryan's defensive schemes in 2006 also helped Derrick Burgess record 12 sacks and play in his second straight Pro Bowl and Warren Sapp record 10 sacks, an NFL high for defensive tackles. In addition, the defensive schemes helped Nnamdi Asomugha post a career high eight interceptions. In 2005, Ryan saw Burgess named to his first Pro Bowl after leading the NFL with a career-high 16 sacks.

Prior to the Raiders, Ryan spent four years (200-03) as the linebackers coach for the New England Patriots... Ryan was part of two Super Bowl championship teams (XXXVI and XXXVIII). In 2003, Ryan's squad helped the Patriots defense rank first in the NFL in fewest points allowed (238) while ranking seventh overall in the NFL in total defense (291.6 yards per game). Ryan's unit also contributed to one of the best scoring defenses in franchise history in 2001, as the Patriots allowed just 14.9 points per game and produced Pro Bowlers Willie McGinest and Tedy Bruschi.

Ryan originally entered the NFL coaching ranks in 1994 as defensive backs coach on his father's staff at Arizona. He also coached Cardinals cornerbacks and safeties in 1995. With Ryan as his position coach, CB Aeneas Williams earned two trips to the Pro Bowl in 1994 and 1995. In 1995, the Cardinals led the NFL with 32 interceptions and 42 total takeaways. The 1994 Cardinals ranked second in the NFL total defense, second in run defense and third in pass defense.

From 1997-99, Ryan was Oklahoma State's defensive coordinator, where the Cowboys defense continually ranked among the best in the nation. He was named Coordinator of the Year by The Sporting News in 1997. In 1999, they were ranked 10th in the nation in total defense. In 1998, they were second in the nation with 41 sacks. In his first season at Oklahoma State, the Cowboys defense finished among the nation's top-20 in turnover margin, rushing defense, scoring defense and total defense, allowing just 302.7 yards per game... It was an over 100-yard improvement per game from the year before and helped the Cowboys produce an 8-4 mark and an Alamo Bowl berth.

Ryan was a graduate assistant at Western Kentucky in 1987 and at Ohio State in 1988. Ryan then spent five seasons at Tennessee State, where he coached running backs (1989-91), linebackers (1992) and the defensive line (1993).

He served as defensive coordinator at Hutchinson Community College in 1996, where they led the nation in total defense (228 yards per game) and in sacks (56)... His defense also set a national record by forcing 49 turnovers.

PERSONAL: Ryan played three seasons as an outside linebacker at Southwestern Oklahoma State... He is the son of NFL defensive coaching legend Buddy Ryan... His twin brother, Rex, was a head coach in the NFL for the New York Jets (2009-14) and Buffalo Bills (2015-16)... Rob and his wife, Kristin, have two sons, Joseph and Matthew, and a daughter, Dimitria.

COACHING BACKGROUND		
Years	College/Pro Team	Position Coached
1987	Western Kentucky	Defensive Assistant
1988	Ohio State	Outside Linebackers
1989-93	Tennessee State	Running Backs/Linebackers/Defensive Line
1994-95	Arizona Cardinals	Defensive Backs
1996	Hutchinson (KS) CC	Defensive Coordinator
1997-99	Oklahoma State	Defensive Coordinator
2000-03	New England Patriots	Linebackers
2004-08	Oakland Raiders	Defensive Coordinator
2009-10	Cleveland Browns	Defensive Coordinator
2011-12	Dallas Cowboys	Defensive Coordinator
2013-15	New Orleans Saints	Defensive Coordinator
2016	Buffalo Bills	Assistant Head Coach/Defense
2019	Washington Redskins	Inside Linebackers
2021	Baltimore Ravens	Inside Linebackers
2022	Las Vegas Raiders	Senior Defensive Assistant



JERRY SCHUPLINSKI

SENIOR OFFENSIVE ASSISTANT

10th Season in NFL 1st Season with Raiders

Jerry Schuplinski enters his 10th season as an NFL assistant and his first as the senior offensive assistant with the Las Vegas Raiders. Schuplinski spent the previous two seasons as the New York Giants' quarterbacks coach.

In 2021, Schuplinski led a quarterback group that saw three different signal callers make starts due to injury, QB Daniel Jones, in his second season under Schuplinski's tutelage, established a career high by completing 64.3 percent of his pass attempts (232-for-361). Jones also passed for 2,428 yards and 10 TDs despite making just 11 starts due to a neck injury suffered in Week 12.

In Schuplinski's first year with New York in 2020, the Giants completed 62.1% of their passes, the seventh-highest single-season figure in franchise history. Jones started all 14 games in which he played and completed 62.5 percent of his throws (280-for-448 passes) for 2,943 yards, 11 TDs and 10 INTs for a passer rating of 80.4. From Nov. 2 against Tampa Bay until the season finale vs. Dallas on Jan. 3, Jones threw a career-high 177 passes without an INT. In addition, Jones had 65 rushing attempts for 423 yards, the team's second-highest total and the record for a Giants quarterback in the Super Bowl era. Pro Football Hall of Famer Fran Tarkenton previously held the record with 306 yards in 1967. Jones' 6.5-yard average was the NFL's highest among the 91 players with at least 50 rushing attempts in 2020.

Schuplinski was the Miami Dolphins' quarterbacks coach in 2019, helping the team finish 12th in the NFL with 237.8 passing yards a game. Veteran quarterback Ryan Fitzpatrick threw 20 TD passes – his highest total since 2015 – and Miami won five of its last nine games after an 0-7 start.

Before joining the Dolphins' staff, Schuplinski spent six seasons (2013-18) with the New England Patriots. He was a coaching assistant for three seasons before beginning a three-year stint as the team's assistant quarterbacks coach. New England won three Super Bowls (XLIX, LI and LIII), four AFC titles and advanced to the conference championship game in every season Schuplinski was on the Patriots' staff under Bill Belichick.

Schuplinski spent his final three seasons in New England working closely with Tom Brady. In 2018, Schuplinski's final year with the team, the Patriots won Super Bowl LIII while finishing eighth in passing, averaging 266.1 net passing yards per game. Brady was seventh in the NFL with 4,355 passing yards and 10th with 29 passing TDs, earning his 14th Pro Bowl selection. The previous season, Schuplinski helped Brady win his third NFL Most Valuable Player Award. Brady was the NFL's leading passer, throwing for 4,577 yards. His 32 passing TDs and 102.8 passer rating were both third in the league. The Patriots led the NFL in total offense, averaging 394.2 yards per game, and finished second in scoring, averaging 28.6 points per game. In Schuplinski's first season as assistant quarterbacks coach in 2016, the Patriots won Super Bowl LI. Brady was named Super Bowl MVP after he passed for 466 yards and two TDs in a dramatic come-from-behind overtime victory against Atlanta. Patriots quarterbacks set an NFL record with 258 pass attempts without an INT to start the season. With Brady out for the first four games of the season, Schuplinski's extensive early season prep work with QBs Jimmy Garoppolo and Jacoby Brissett helped the team start 3-1 in Brady's absence.

Schuplinski got his start in the NFL in 2013 with the Patriots as a coaching assistant. During his three years in that position, New England won Super Bowl XLIX and compiled a 36-12 (.750) regular-season record.

Prior to New England, Schuplinski spent six seasons (2007-12) as the linebackers and special teams coach at Case Western Reserve in Cleveland. During his tenure, Schuplinski mentored 22 University Athletic Association (NCAA Division III) all-conference selections. Schuplinski was head coach and athletics director at Trinity High School in Garfield Heights, Ohio, from 2002-06. He began his coaching career as a running backs and special teams coach at his alma mater, John Carroll, from 2000-01.

PERSONAL: Native of Garfield Heights, Ohio... Played collegiately at John Carroll University, where he was teammates with Raiders General Manager Dave Ziegler, Head Coach Josh McDaniels, former NFL linebacker London Fletcher and Houston Texans' general manager Nick Caserio... Graduated with a bachelor's degree in business administration/marketing and a master's degree in business administration... He and his wife, Megan, have four daughters, Macy, Bryn, Jaxi and Josy.

COACHING BACKGROUND		
Years	College/Pro Team	Position Coached
2000-01	John Carroll University	Running Backs/Special Teams
2002-06	Trinity (Ohio) High School	Head Coach
2007-12	Case Western Reserve	Linebackers/Special Teams
2013-15	New England Patriots	Coaching Assistant
2016-18	New England Patriots	Assistant Quarterbacks
2019	Miami Dolphins	Quarterbacks
2020-21	New York Giants	Quarterbacks
2022	Las Vegas Raiders	Senior Offensive Assistant



MATT SHELDON

DIRECTOR OF FOOTBALL RESEARCH AND STRATEGY

19th Season in NFL 1st Season with Raiders

Matt Sheldon enters his first season as Director of Football Research and Strategy with the Las Vegas Raiders in 2021, bringing with him 20 years of experience in coaching, analytics and video.

Sheldon previously worked as a senior analyst for the Denver Broncos in 2021 after serving as the director of football research and strategy with both the New York Jets (2019-20) and Miami Dolphins (2017-18). He also served as director of analytics and football research for the Chicago Bears from 2015-16. From 2013-14, Sheldon worked as the director of sports solutions development at Zebra Technologies, the official on-field player-tracking provider of the NFL.

Sheldon spent 12 seasons as a coach at the professional level, most recently as linebackers coach for the Montreal Alouettes of the CFL in 2012.

From 2010-11, Sheldon was the assistant defensive backs coach for the Minnesota Vikings. In 2010, the Vikings defense ranked eighth in total defense (312.6) and 10th in passing defense (210.4). Sheldon saw CB Antoine Winfield earn his third consecutive Pro Bowl honors after recording 91 tackles, two sacks, two interceptions, five passes defended, two forced fumbles and one fumble recovery.

From 2006-09, he coached linebackers with the Buffalo Bills. Sheldon's unit helped the Bills defense rank second in passing defense (184.3) in 2009. Under Sheldon's guidance, LB Paul Posluszny led the Bills in tackles in 2008 and 2009.

Sheldon entered the NFL coaching ranks with the St. Louis Rams from 2001-05, where he was a defensive and special teams assistant. Defensively, he assisted with both the secondary and the linebackers. In his first season, the Rams were NFC champions and played in Super Bowl XXXVI.

Prior to St. Louis, Sheldon served as a defensive graduate assistant at Wisconsin (1997-99), where he assisted with the secondary and helped the Badgers win back-to-back Rose Bowls.

COACHING BACKGROUND		
Years	College/Pro Team	Position Coached
1997-99	Wisconsin	Graduate Assistant (Secondary)
2001-05	St. Louis Rams	Defensive/Special Teams Assistant
2006-09	Buffalo Bills	Linebackers
2010-11	Minnesota Vikings	Assistant Defensive Backs
2012	Montreal Alouettes	Linebackers
2013-14	Zebra Technologies	Director of Sports Solutions Development
2015-16	Chicago Bears	Director of Analytics and Football Research
2017-18	Miami Dolphins	Director of Football Research and Strategy
2019-20	New York Jets	Director of Football Research and Strategy
2021	Denver Broncos	Senior Analyst
2022	Las Vegas Raiders	Director of Football Research and Strategy

PERSONAL: A former defense back at the University of Minnesota (1987-91), Sheldon earned his bachelor's degree from UMN's Carlson School of Management and earned his MBA from Wisconsin.



JASON SIMMONS

DEFENSIVE BACKS, PASS GAME COORDINATOR

22nd Season in NFL 1st Season with Raiders
(10 as a player)

Jason Simmons, a 10-year NFL veteran as a player, enters his first season as defensive pass game coordinator coach for the Las Vegas Raiders and 11th year as an NFL coach, having spent the past two seasons in the same role for the Carolina Panthers.

Last season, Simmons' unit was part of a defense that allowed just 192.1 passing yards per game, ranking fourth in the NFL and marking the Panthers fewest since 2009. The defense also held its opponents to 305.9 total yards per game, ranking second-best in the NFL and marking the fewest yards per game allowed by a Carolina defense since 2013. Under the direction of Simmons, the Panthers tallied nine interceptions by six different players.

In 2020, Simmons helped a young Panthers defense improve to 18th in the NFL in points allowed per game after the team finished 31st in the category in 2019. Under Simmons' guidance, S Jeremy Chin was named to the PFWA All-Rookie Team after leading all rookies with 116 tackles and becoming the first player in franchise history to win two Defensive Rookie of the Month Awards.

Simmons joined the Panthers after spending the previous nine years in various roles on the Green Bay Packers staff. During Simmons' tenure (2011-19), Green Bay's defense recorded 146 total interceptions, tied for the fourth most by any team in that span.

In 2019, Simmons served as the Green Bay's defensive backs coach, where he helped the team advance to the NFC Championship game and finish the regular season tied for third in the league in interceptions, third in completion percentage allowed, fourth in pass breakups, fifth in forced fumbles, tied for fifth in passing touchdowns allowed and sixth in defensive passer rating. CB Kevin King totaled five interceptions (t-4th) and 15 passes defended (t-8th), while CB Jaire Alexander added two interceptions and finished tied for fourth in the league in passes defended with 17.

In 2018, Simmons served as the Packers' secondary coach, helping the team finish 12th in the NFL in pass defense (234.5 yards per game) – a 11-spot improvement after Green Bay finished 23rd in the category in 2017. Under Simmons' tutelage, Alexander led the team with 11 passes defended and finished second in tackles (64), earning him a spot on the PFWA's All-Rookie team.

Prior to coaching the secondary, Simmons served as an assistant special teams coach for Green Bay from 2015-17.

From 2015-17, the Packers ranked No. 2 in the league in opponent punt return average (5.7). Additionally, Green Bay's 10.7 yards per punt return in 2017 ranked No. 2 in the NFL.

In 2017, Simmons helped tutor undrafted rookie punter Justin Vogel as he ranked No. 7 in the NFL in net punting average (41.6). With Simmons' assistance, Green Bay's special teams continued to excel in punt coverage and punt returns in 2017 as the Packers finished No. 6 in the NFL in opponent punt return average (5.7).


In 2016, Simmons helped kicker Mason Crosby register 122 points, his 10th consecutive season with 100-plus points. Crosby finished the season 26-of-30 on field-goal attempts (86.7 pct.), his fourth consecutive season above 80 percent and the fifth of his career.

In 2015, Simmons saw Crosby surpass K Ryan Longwell for No. 1 on the all-time franchise scoring list and P Tim Masthay set a then-franchise record with a 40.3-yard net punting average. Simmons made an impact on the coverage unit, helping WR Jeff Janis (15) and S Chris Banjo (21) post career highs in special teams tackles.

Simmons entered the NFL coaching ranks with the Packers as the team's coaching administrator, where he worked closely with the defensive staff.

PERSONAL: As a player, Simmons was drafted in the fifth round by Pittsburgh in the 1998 NFL Draft and went on to play in 121 games over a 10-year career from 1998-2007. Simmons spent the first four years of his career as a standout special teams player for the Steelers, before signing with the expansion Texans in 2002...In Houston, Simmons expanded his play onto the defensive side of the ball, seeing action as a safety in the Texans' secondary...Over his 10-year career, Simmons recorded 186 tackles (138 solo), 10 passes defended, three forced fumbles, three fumble recoveries, two sacks and two interceptions on defense, in addition to the 96 career stops on special teams...Simmons played safety at Arizona State University and was named second-team All-Pacific-10 during his senior season in 1997...A native of Inglewood, Calif., Simmons attended Leuzinger High School in Lawndale, Calif., where he lettered all four years in both football and track.

COACHING BACKGROUND		
Years	College/Pro Team	Position Coached
2011-14	Green Bay Packers	Coaching Administrator
2015-17	Green Bay Packers	Assistant Special Teams
2018	Green Bay Packers	Secondary
2019	Green Bay Packers	Defensive Backs
2020-21	Carolina Panthers	Defensive Pass Game Coordinator/Secondary
2022	Las Vegas Raiders	Defensive Pass Game Coordinator



MITCH SINGLER

OFFENSIVE QUALITY CONTROL

1st Season in NFL 1st Season with Raiders

Mitch Singler enters his first season in the NFL as the offensive quality control coach with the Las Vegas Raiders in 2022.

Singler most recently spent the past four seasons at Duke, serving as a football analyst working primarily with the offense for three seasons (2018-20) before being elevated to offensive quality control coordinator in 2021.

Last season, Singler helped coach RB Mateo Durant to first team All-ACC honors after rushing for 1,233 yards and nine touchdowns. Under the guidance of Singler, Durant finished first in the ACC in rushing attempts (256), second in rushing yards (1,233), second in rushing yards per game (102.8) and seventh in rushing touchdowns (nine).

In 2020, Singler mentored Durant and RB Deon Jackson who both surpassed the 600-yard rushing mark on the ground, finishing with 817 and 682 yards, respectively. Durant led the team with four 100-yard rushing games and ranked seventh in the ACC in rushing yards (817) and fourth in rushing yards per attempt (6.8).

In 2019, Singler worked with Jackson who led the team with 641 rushing yards and ranked ninth in the ACC with 172 rushing attempts. Singler saw Jackson earn second team All-ACC honors in 2018 after leading the Blue Devils in rushing yards (847) and rushing touchdowns (seven).

Prior to Duke, Singler served two seasons (2016-17) as the offensive quality control coach at his alma mater Oregon State. In 2017, Singler helped RB Ryan Nall finish with a team-high 810 rushing yards and eight rushing touchdowns. Nall was named a Pac-12 honorable mention in 2016 after ranking sixth in the Pac-12 in rushing yards (951), sixth in rushing yards per attempt (6.5) and third in rushing touchdowns (13).

COACHING BACKGROUND		
Years	College/Pro Team	Position Coached
2016-17	Oregon State	Offensive Quality Control
2018-20	Duke	Football Analyst
2021	Duke	Offensive Quality Control Coordinator
2022	Las Vegas Raiders	Offensive Quality Control

PERSONAL: A native of Medford, Ore., Singler played wide receiver at Oregon State and helped the Beavers to bowl games in 2009 (Las Vegas Bowl), 2011 (Alamo Bowl) and 2013 (Hawaii Bowl) before graduating in 2014 with a degree in marketing...He is married to his wife, Janae.



RICK SLATE

STRENGTH AND CONDITIONING ASSISTANT

5th Season in NFL

5th Season with Raiders

Rick Slate, who brings 34 years of strength and conditioning experience, enters his fifth season with the Silver and Black as a strength and conditioning assistant. He joined the Raiders after spending 25 seasons in Major League Baseball with the Florida Marlins, New York Mets and Atlanta Braves.

Working extensively with all position groups on the roster, Slate focuses include strength training and assistance in transitioning players back from injury into participation. He also helps manage performance data for the team's strength and conditioning staff.

In 2021, Slate's work with the team helped the Silver and Black earn a 10-7 record, clinching their first postseason berth since 2016. Slate also saw the Raiders produce four first-time Pro Bowlers in P AJ Cole, DE Maxx Crosby, LB Denzel Perryman and WR Hunter Renfrow. Renfrow set career highs in catches (103), receiving yards (1,038) and touchdowns (nine), while Cole averaged a league- and career-high 50.0 yards per punt, a mark that ranks eighth all-time in NFL history. Additionally, Crosby and Perryman anchored a defensive unit that ranked sixth in the AFC with just 337.2 yards per game allowed.

Under Slate's training, QB Derek Carr put together one of his best seasons as a Raider. Carr set a career and franchise record with 4,804 yards and became the only quarterback in the NFL to rank in the top-five in passing yards (4,804) and completion percentage (68.4).

During his third season with the Raiders in 2020, Slate's guidance in the weight room helped the Raiders produce two Pro Bowlers in RB Josh Jacobs and TE Darren Waller, both earning the nod for the first time in their careers. Waller led the team in all major receiving categories, setting a new club record with 107 receptions and posting career highs in receiving yards (1,196) and touchdowns (nine), while Jacobs surpassed the 1,000-yard mark with 1,065 yards on the ground and set a career high with 12 touchdowns. Slate also saw Carr set personal bests in yards per attempt (7.9 avg.) and passer rating (101.4), while extending his streak of most seasons (three) in franchise history with at least 4,000 passing yards.

In 2019, Slate continued to help implement the team's strength and conditioning program while working with multiple position groups throughout the roster. Slate saw T Trent Brown and C Rodney Hudson earn Pro Bowl honors, while G Richie Incognito, FB Alec Ingold, Jacobs and Waller were named as alternates.

Slate helped guide the 2019 rookie class in their transition from college to the NFL, as Raiders rookies combined to lead the NFL in scrimmage touchdowns (17), sacks (14.5), yards after the catch (676), rushing yards (1,167), rushing touchdowns (seven) and rushing first downs (60) among their rookie peers. The Raiders rookies also ranked second in receptions (107) and receiving yards (1,112).

In 2018, Slate worked with TE Jared Cook as he earned his first Pro Bowl selection in 2018. Cook set career highs in receptions (68), receiving yards (896) and touchdowns (six) and tallied four 100-yard contests on the season. Slate also helped train Hudson and G/T Kelechi Osemele in 2018, who were named Pro Bowl alternates.

With Slate's guidance in the weight room, Carr started in all 16 contests for the third time in his career and finished the season with 4,049 yards on 381-of-553 passing (68.9 percent), 19 touchdowns against 10 interceptions for a passer rating of 93.9. In his fifth season in the league, Carr's completions, completion percentage, yards and yards per attempt (7.3 avg.) all marked then-career highs.

Prior to entering the NFL, Slate was with the Braves organization from 2011-17 serving as the team's director of strength and conditioning. Slate initially joined Atlanta in 2011 and served as the Braves' minor league strength and conditioning coordinator before being promoted in 2012.

In Atlanta, Slate oversaw all aspects of the Braves' strength and conditioning program throughout all levels of the organization. Under his program, the Braves reached the postseason in back-to-back seasons from 2012-13 and saw the team capture the NL East title in 2013.


From 2003-10, Slate was with the Mets for eight seasons as New York's strength and conditioning coordinator. Slate helped the club win the NL East title in 2006, their first division crown since 1988, and went on to reach the League Championship Series.

Slate began his professional career with the Marlins in 1992, one year prior to their inaugural season, as the team's minor league strength and conditioning coordinator. He was promoted in 1993 and served as Florida's strength and conditioning coordinator for nine years. During his tenure with the Marlins, Slate helped them win the 1997 World Series, becoming the first wild card team ever to win the World Series.

Before entering professional baseball, Slate spent six years at Florida State as an assistant strength and conditioning coach from 1987-92. During his time at Florida State, he helped the football program record six consecutive seasons with 10 or more wins, while earning six bowl wins and one ACC championship. He also helped his collegiate teams make it to the Sweet 16 in basketball and the College World Series in baseball while at Florida State.

PERSONAL: Native of St. Augustine, Fla. ... Attended Florida State earning a bachelor's degree in sports management and a master's certificate in athletic administration. ... Certified Strength and Conditioning Coach and Registered Strength and Conditioning Specialist through the National Strength and Conditioning Association. ... Holds numerous other certifications including CrossFit Level 1, SFG Kettlebell Instructor Level 1 and 2, USAW Club Coach Level 1, USTF Level 1, FMS Level 1 and CPR. ... A member of the 2019 NFL Combine and Senior Bowl staff as well as the 2020 NFL Combine staff. ... Earned the NSCA - Strength and Conditioning Coach and CSCS*E Award. ... Has two daughters, Layla and Jada.

COACHING BACKGROUND		
Years	College/Pro Team	Position Coached
1987-92	Florida State	Assistant Strength and Conditioning
1992	Florida Marlins	Minor League Strength and Conditioning Coordinator
1993-2001	Florida Marlins	Strength and Conditioning Coordinator
2003-10	New York Mets	Strength and Conditioning Coordinator
2011-12	Atlanta Braves	Minor League Strength and Conditioning Coordinator
2012-17	Atlanta Braves	Director of Strength and Conditioning
2018-19	Oakland Raiders	Strength and Conditioning Assistant
2020-22	Las Vegas Raiders	Strength and Conditioning Assistant



FRED WALKER

OFFENSIVE ASSISTANT

1st Season in NFL

1st Season with Raiders

Frederick Walker enters his first season with the Raiders as an offensive assistant in 2022. Walker joins the Silver and Black having spent the previous 11 seasons coaching at the college level.

In 2021, Walker served as the quarterbacks coach at Massachusetts after one year coaching wide receivers for Murray State in 2020.

Walker served as an offensive assistant at Duke from 2018-19, where he worked primarily with the quarterbacks. Under Walker's guidance, QB Daniel Jones was a two-time team Most Valuable Player with the Blue Devils and finished his final season completing 237-of-392 passes (60 percent) for 22 touchdowns and nine interceptions, while rushing for 319 yards and three TDs.

During the 2017 season, Walker served as wide receivers coach at Tennessee Tech, where he helped WR Donte Byrd earn All-OVC first team honors after setting new school records for receptions (78) and receiving yards (1,003), while ranking 10th nationally for receptions per game (7.1) and 18th in receiving yards per game (91.2).

Walker spent two seasons as a graduate assistant at Troy University from 2015-16. In 2016, he helped QB Brandon Silvers, WR Emanuel Thompson and RB Jordan Chunn earn first team All-Sun Belt honors.

While in his assistantship with Mississippi State, Walker helped coach the Bulldogs' wide receivers from 2011-2012 before working primarily with the quarterbacks from 2013-2015. During his tenure, he guided QB Dak Prescott, who set school records for rushing yards by a quarterback (986), total offense (4,435), total touchdowns (41), completion percentage (.62), passing yards (3,449), 200-yard passing games (12) and passing touchdowns (27) in 2014.

Among his other duties at Mississippi State, he helped break down opponent film and develop scouting reports, was the offensive signal caller during games, and helped build the offensive playbook.

PERSONAL: A native of Canton, Miss., Walker graduated from Mississippi State in 2014 with a degree in kinesiology. ... He earned a graduate degree in criminal justice from Troy in 2016. Walker is married to the former Jamie Holley.

COACHING BACKGROUND		
Years	College/Pro Team	Position Coached
2011-14	Mississippi State	Student Assistant
2015-16	Troy University	Graduate Assistant/ Offensive Analyst
2017	Tennessee Tech	Wide Receivers
2018-19	Duke	Offensive Assistant
2020	Murray State	Wide Receivers
2021	University of Massachusetts	Quarterbacks
2022	Las Vegas Raiders	Offensive Assistant

FOOTBALL ADMINISTRATION



CHAMP KELLY

ASSISTANT GENERAL MANAGER
1st Season with Raiders

Anthony "Champ" Kelly is in his first season as the Assistant General Manager of the Las Vegas Raiders. In his current role, Kelly assists in developing and implementing the team's short- and long-term strategic plan, including player evaluations, player procurement, football systems, staff and scout development, maximizing salary cap and draft choice allocations, as well as operational budgeting.

Prior to joining the Raiders, Kelly spent seven seasons with the Chicago Bears (2015-21) and eight seasons with the Denver Broncos (2007-14). In his NFL career, his teams have won five division titles, one conference championship, appeared in Super Bowl XLVIII, and to date, players have earned a combined 53 Pro Bowl nominations and five Hall of Fame enshrinements.

Preceding his NFL career, Kelly served as both the General Manager and wide receivers coach for the Lexington Horsemen of the United Indoor Football (UIF) league.

A native of Campbellton, Florida, Kelly graduated from the University of Kentucky with a bachelor's degree in computer science and master's degree in business administration. A four-year letterwinner as a wide receiver and defensive back for the Wildcats from 1998-2001, Kelly was a part of two bowl teams. Kelly continued his playing career in the UIF and was a two-time first-team All-Star on defense. He was also UIF Man of the Year in 2006 recognizing his leadership both on and off the field.

In addition to Kelly's work in football, he has also served as a software/ quality engineer for a Fortune 100 company, IBM.

Kelly and his wife, Stephanie, have three daughters, Claire, Chloe and Caroline. The Kelly family is active in the community and founded a non-profit corporation, Heart Power, which has hosted youth programs in Florida, Kentucky, Alabama, Colorado, and Illinois.



TOM DELANEY

SENIOR VICE PRESIDENT -
DIRECTOR OF FOOTBALL ADMINISTRATION
23rd Season with Raiders

Tom Delaney enters his 23rd year with the Raiders and the fourth in his present capacity. He served the previous seven seasons as director of football administration, having been named to that post in 2012. Delaney is responsible for negotiating player contracts and managing the salary cap. He also maintains the team's compliance with NFL and Management Council regulations.

He is a member of the NFL Management Council's Club Services Committee, which has developed new technology and systems for player contract reporting, salary cap management and information management.

A native of Pleasanton, Calif., Delaney holds a math degree from UC Davis and worked in asset management as a financial analyst prior to joining the Raiders. His wife's name is Evelyn.




JOHN BARNETT

DIRECTOR OF SCOUTING ADMINISTRATION
1st Season with Raiders

John Barnett enters his first season as Director of Scouting Administration for the Las Vegas Raiders after 11 seasons in administration at the collegiate level. He spent the previous six seasons as Director of Football Operations, with stints at Louisiana Tech, Southern Miss, and Eastern Kentucky University. His responsibilities included overseeing all day-to-day operations of the football program, coordinating team travel logistics, and serving as a liaison with campus departments and the community. Prior to working at the collegiate level, he served as an assistant football coach at Blacksburg (Va.) High School and Camden (N.J.) Catholic High School, his alma mater.

A native of Merchantville, N.J., Barnett earned a bachelor's degree in human development from Virginia Tech in 2011 and a master's degree in sport management from Southern Miss in 2012. He is the son of Gregory and Tami Barnett, and has one brother, Steven.




CALVIN BRANCH

AREA SCOUT
24th Season with Raiders

Calvin Branch enters his 24th season with the Raiders and his 18th as a college scout. Prior to his time as a college scout, he played defensive back for the Silver and Black from 1997-2000, with additional stints in 2002 and 2005, after joining the organization as the team's sixth-round draft pick in 1997.

A native of Houston, Texas, Branch graduated from Colorado State with a bachelor's degree in business marketing. He played running back for the Rams where he was first-team all-conference and Blue/Gray All Star game MVP as a senior. Branch's brother Colin also played in the NFL and was a fourth-round pick of the Carolina Panthers in 2003. Branch has a son, Caden.




KYLE CABALLERO

AREA SCOUT
8th Season with Raiders

Kyle Caballero enters his eighth season with the Raiders and his fifth season as Midwest area scout. He served as an in-house scout from 2015-17 after signing with the Raiders as an undrafted free agent quarterback back in 2012. Between his stints with the Silver and Black, Caballero worked for a cognitive sports training startup and played quarterback in the Austrian Football League for the Prague Black Panthers.

A native of Gilbert, Ariz., Caballero graduated from Brown University with a bachelor's degree in business economics and played quarterback for the Bears. Caballero's mother, Stephanie Caballero-Gray, raised him and his two sisters (Ashley and Courtney) on a dairy farm. Stephanie lives in Arizona with Kyle's stepfather, Charlie Gray. Caballero currently resides in Columbus, Ohio, with his wife Chelsea and their two children: daughter Blake and son Grady.



BEN CHESTER

PRO SCOUT
9th Season with Raiders

Ben Chester enters his ninth season with the Raiders as a Pro Scout after originally joining the organization in 2014. In his current role, Chester assists the player personnel department in various areas: evaluating both professional and college players, advance scouting of upcoming opponents, directing in-season tryouts, assisting in setting the free agency board, and attending college pro days. Prior to his time with the Silver and Black, Chester was a defensive graduate assistant for the UW-Stevens Point football team and a football operations assistant/pro liaison at UW-Oshkosh.

A native of Green Bay, Wisc., Chester graduated from UW-Green Bay with a degree in business administration and received his master's degree from UW-Stevens Point in Education. He was a member of the Ripon College football team before having a few stints as a quarterback in the Indoor Football League. Chester resides in Las Vegas with his wife, Amy.



ZACK CROCKETT

AREA SCOUT
23rd Season with Raiders

Zack Crockett enters his 23rd season with the Raiders and his 14th season as the Southeast Area Scout. He has served in the role since 2009 when he retired from NFL football, having played fullback for the Oakland Raiders from 1999-2007.

A native of Pompano Beach, Fla., Crockett graduated from Florida State with a bachelor's degree in criminology. He was drafted in the third round of the 1995 NFL draft by the Indianapolis Colts as a fullback and was later signed as a free agent by the Raiders.

Crockett is the Vice President of the Crockett Foundation in South Florida along with his brother and former NFL player Henri, who serves as President. The foundation focuses on math, reading, health, and technology for middle-school students, and the foundation's programs have directly helped more than 1,000 students since its inception in 2002.

Crockett lives in the Miami area with his family.



DUJUAN DANIELS

SENIOR NATIONAL SCOUT
4th Season with Raiders

DuJuan Daniels enters his fourth season with the Raiders after serving the previous 13 seasons in the New England Patriots' personnel department.

Daniels spent six seasons as a national scout for New England. He joined the Patriots in 2006 as a scouting assistant before being promoted and serving five seasons as an area scout. During his time in New England, the Patriots won 12 AFC East Division titles, advanced to six AFC Championship Games and claimed three Super Bowl championships (XLIX, LI and LIII). He attended the NFL Symposium for General Manager and Head Coaching candidates at the University of Pennsylvania's Wharton School of Management in 2014 as well as the Fritz Pollard Association General Manager Symposium in 2019. He participated in the NFL's inaugural Ozzie Newsome General Manager Forum in 2021.

Prior to joining the Patriots, Daniels served as the offensive coordinator at Cathedral High School in Indianapolis. (2004-05) and was the wide receivers coach at Graceland University in Lamoni, Iowa (2003). Daniels was a four-year letterman at Boston College, where he was a wide receiver and kick returner. The Indianapolis native went to four bowl games with the Eagles, was a two-time selection to the Big East All-Academic Team and was named the Boston College Male Scholar Athlete of the Year in both 1999 and 2000. He also received the Boston College Football Coaches Leadership Award in 2000.

He attended Bishop Chatard High School in Indianapolis, where he was a member of the Division 3A state championship football team in 1997 while earning Indiana's Mr. Football award. Daniels earned a bachelor's degree in communications and a master's degree in higher education administration from Boston College. He was inducted into the Indiana Football Hall of Fame in 2019. Daniels and his wife, Natalie, have sons Kingston and Rocky Madden and a daughter (the late Oakley Rose.)



ANDY DENGLER

SENIOR NATIONAL SCOUT
1st Season with Raiders

Andy Dengler enters his first season with the Raiders as a Senior National Scout. Previously, he was with the Jacksonville Jaguars for 23 years from 1998-2021, handling various roles including area scout, national scout, college director and assistant director of player personnel. He started in scouting 1995-1998, as an area scout with National Football Scouting. Prior to scouting, he coached college football at both St. Joseph's College 1992-1995 (OL-OC) and 1990-1992 Tiffin University (OL). He was a graduate assistant at Bowling Green State University, and prior to that was a high school teacher and coach for two years.

A native of Circleville, Ohio, Dengler earned a Master of Education degree from Bowling Green State University and undergraduate Bachelor of Arts from Heidelberg College. He is married with two daughters.



JACK GILMORE

COLLEGE SCOUTING COORDINATOR
4th Season with Raiders

Jack Gilmore joined the Silver and Black in 2019 and is entering his fourth season as the College Scouting Coordinator. Gilmore assists the administrative efforts pertaining to the NFL Draft and monitors the team's scouting database. Prior to his time with the Raiders, he was a scouting assistant for the Reese's Senior Bowl under Jim Nagy (2018) and was a graduate assistant at the University of North Alabama (2017).

A native of Mobile, Ala., Jack attended St. Paul's Episcopal High School and later earned a degree in education from the University of Alabama. Under Nick Saban, Gilmore played Linebacker for the 2012 National Championship team and then served as a recruiting specialist until 2016. Jack is the son of Shannon and Bo Gilmore and has one brother, Joe.



BRAD GOLDSBERRY

DIRECTOR OF FOOTBALL SYSTEMS
1st Season with Raiders

Brad Goldsberry enters his first season with the Raiders as Director of Football Systems. Prior to his time with the Silver and Black, Goldsberry served as the Director of Football Research/Analytics for the Chicago Bears, working primarily with the scouting department and coaching staff.

A native of Elizabeth, Colo., Goldsberry graduated from MIT with a bachelor's degree in computer science and engineering and played wide receiver for the Engineers. Outside of football, Goldsberry is involved with the Greenhouse Scholars program and the Big Brothers Big Sisters program.



RYAN GRAVEL

PLAYER PERSONNEL ASSISTANT
2nd Season with Raiders

Ryan Gravel enters his second season with the Raiders as a Player Personnel Assistant. Prior to his time with the Silver and Black, Gravel worked in recruiting at Wake Forest University as a player personnel assistant, where he led the offensive recruiting efforts. He also served as director of recruiting at Eastern Kentucky University and Yale University, where he oversaw all recruiting-related activities. Gravel previously served as wide receivers coach at John Carroll University and Ave Maria University.

A native of Swampscott, Mass., Gravel graduated Magna Cum Laude from Florida Gulf Coast University with a bachelor's degree in business management. The son of Michael Gravel and Donna Witham, he is the youngest of four children with a sister, Jamie, and two brothers, Corey and Josh.



MATT HAND

AREA SCOUT
4th Season with Raiders

Matt Hand enters his 17th NFL season and fourth as a Raiders Area scout, having covered the Midlands/West Region since 2020 after spending 2019 covering the East Coast region. Prior to his time with the Silver and Black, Hand worked as the director of player personnel for the AAF's Salt Lake Stallions in 2018-2019. He was the Buffalo Bills' west region area scout from 2011-17, mid-south/midlands region area scout from 2010-11, BLESTO scout Atlantic/mid-south region from 2007-10, college scouting administrator from 2005-07 and training camp operations intern in 2004. He was a graduate assistant at Southern Mississippi from 2004-05 and a scouting assistant at Southern Miss from 2002-04.

A native of Chelsea, Mich., Hand graduated from University of Southern Mississippi with a master's degree in science, while also earning his bachelor's degree in Science. Hand also holds an associate degree in Arts from Grand Rapids C.C. He resides in Arizona.



JORDON HEIN

PRO SCOUT
1st Season with Raiders

Jordon Hein enters his first season with the Raiders and his first year as a pro scout. Prior to his time with the Silver and Black, Hein was with the New England Patriots where he spent four total seasons, three as a scouting assistant and one as a pro scout. He was a part of the 2018 team that won Super Bowl LIII in Atlanta.

A native of Scottsdale, Ariz., Hein graduated from California State University-Bakersfield in 2015 with a bachelor's degree in psychology. He was a member of the baseball team where he started and played all four years in centerfield for the Roadrunners and was a captain of the 2015 team that won the WAC Championship and participated in the UCLA Regional. After his playing career, he was inducted into the Golden Circle Student Athlete Hall of Fame. Hein graduated from Chaparral High School in Scottsdale, Ariz., in 2011.



SHAUN HEROCK

SENIOR PERSONNEL ADVISOR
8th Season with Raiders

Shaun Herock returns to the Silver and Black in 2022 as Senior Personnel Advisor. In his first stint with the Raiders, he served seven seasons in the player personnel department (2012-18). He was the college scouting director and assumed the post of interim General Manager in 2018.

Herock spent the previous three seasons with the Cleveland Browns as a senior personnel advisor and national scout. Prior to his first stint with the Raiders, he served 19 years with the Green Bay Packers, including 11 as the team's assistant director of college scouting. Herock, who embarks on his 30th overall year in scouting, became a full-time scout for the Packers in 1994. A former Raiders ball boy, he began his NFL career with the Atlanta Falcons from 1989-92 before joining the Packers initially as a summer intern in the scouting department.

Herock was a four-year letterman at the University of Richmond, playing center and tackle during his collegiate career. Shaun's father, Ken, played, coached, and scouted for the Raiders and enjoyed a long NFL career in personnel, including a significant role in helping to build the Raiders' Super Bowl XI championship team. Herock resides in Georgia with his wife Mia. The couple has three children, Shaun Jr, Anthony, and Christopher.



JOHN HILL

AREA SCOUT
4th Season with Raiders

John Hill enters his fourth season with the Raiders and his first as a West Coast Area Scout. He previously served as a pro scout from 2019-21. Prior to his time with the Silver and Black, Hill spent three seasons with the Philadelphia Eagles (2016-19) as a scouting assistant and pro scouting coordinator.

A native of Bloomfield Hills, Mich., Hill graduated from Princeton University with a bachelor's degree in politics and economics. He also played cornerback for the Tigers and was an All-Ivy League sprinter on the track and field team. Hill and his wife, Taylor, currently reside in Las Vegas.



DWAYNE JOSEPH

DIRECTOR OF PRO PERSONNEL
4th Season with Raiders

Dwayne Joseph enters his fourth season with the Raiders as Director of Pro Personnel. Joseph came to the Silver and Black after spending four seasons as the Philadelphia Eagles' Director of Pro Scouting. He participated in the inaugural NFL Ozzie Newsome General Manager Forum in 2021.

With the Eagles, Joseph coordinated all aspects of the pro scouting department, including preparation for the free agency signing period, advance scouting of upcoming opponents, management of the NFL waiver wire and evaluation of all players in the NFL and other professional football leagues. He was on staff with the Eagles' Super Bowl LII Championship team.

Prior to joining Philadelphia, Joseph served three years in the Chicago Bears' front office. From 2013-14, Joseph served as the Bears' associate director of pro personnel after originally joining the club as its assistant director of pro scouting in 2012. Prior to his most recent stint with Chicago, Joseph was a pro scout for the Miami Dolphins from 2004-06 and 2008-2011. He was the Dolphins assistant director of pro personnel in 2007.

Joseph began his post-playing career in 1998 as the Chicago Bears coordinator of player programs. After serving in that role from 1998-2001, Joseph was promoted to director of player development and worked in that capacity until he left to pursue a scouting career with the Dolphins in 2004.

During the 2015 offseason, Joseph represented the Bears at the NFL Career Development Symposium for coaches and front office personnel. In 2005, he attended the NFL-Stanford Program on behalf of the Dolphins and, in the 2007 offseason, he participated in the NFL Football Operations Personnel Symposium.

A four-year letterman at Syracuse, Joseph signed with the Bears in 1994 as an undrafted free agent cornerback and went on to appear in 16 career games for the Bears, making one start and recording 42 tackles and an interception. Joseph earned a bachelor's degree in human development at Syracuse and also earned a master's degree in education leadership from DePaul University. A native of Miami, Joseph is married and has two sons.




KEITH KIDD

DIRECTOR OF SCOUT DEVELOPMENT
1st Season with Raiders

Keith Kidd enters his first season with the Raiders as the Director of Scout Development and his 20th season in the NFL. Prior to his time with the Silver and Black, he served as a scouting consultant for the New England Patriots during the 2021 season. He was an independent consultant and worked as director of football relations in the fall of 2013-16 at Eastern Kentucky University. Kidd worked 18 years in the NFL with four teams – the Arizona Cardinals (1991-99), Cleveland Browns (1999-2002), New England Patriots (2002-05, 2021) and Denver Broncos (2009-13). He was director of pro personnel with the Broncos for four seasons. As assistant director of pro personnel with the Patriots from 2002-04, Kidd helped the club to back-to-back Super Bowl wins during the 2003 and 2004 seasons. Kidd was part of the Browns' re-entry into the NFL in 1999 as their director of pro personnel and worked in that capacity through the 2001 season. Before joining the Browns, Kidd spent eight years with the Arizona Cardinals' scouting department from 1991-99. In addition, Kidd spent three seasons as an NFL analyst for ESPN's scouting organization, Scouts Inc. Kidd began his career as a graduate assistant at Eastern Kentucky University from 1987-1988. Additionally, Kidd spent 1989-91 as a graduate assistant at Arizona State University.

Born in Richmond, Ky., Kidd is a graduate of Eastern Kentucky University with a master's degree in sports administration and a bachelor's degree in physical education. His father, Roy Kidd, spent 39 seasons as the head coach for EKU from 1964-2002 and was inducted into the College Football Hall of Fame in 2003, as the sixth-most winningest college football coach. Keith and his wife, Laura, have one son, Kody, who's a graduate of John Carroll University where he played four years of college football.




CURTIS KNOX II

PLAYER PERSONNEL ASSISTANT
2nd Season with Raiders

Curtis Knox II is entering his second season with the Las Vegas Raiders as a Player Personnel Assistant. Prior to his time with the Silver and Black, Curtis spent three years as a scouting assistant for the NFL Combine and National Football Scouting (NFS). He has also worked in player personnel for the Indianapolis Colts (2017) and Ohio State University (2018). Prior to working in football, Curtis worked in the front office for the WNBA Dallas Wings during their inaugural and sophomore seasons.

A native of Lake Como, Texas, Curtis played collegiately at Sam Houston State and graduated from Texas Tech University. Curtis graduated from All Saints Episcopal High School in west Fort Worth, Texas, where he was a part of a state championship team in 2008. Curtis has one daughter, Kimis Nicole.




ADAM MAXIE

PRO SCOUT
4th Season with Raiders

Adam Maxie enters his fourth season with the Raiders and second as a Pro Scout. He served as a pro scout from 2020-2021 after originally joining the organization as an assistant pro scout in 2019. Prior to his time with the Silver and Black, Maxie was a scouting intern for the Minnesota Vikings in 2018.

Born in Metairie, La., Maxie graduated from Coastal Carolina with an interdisciplinary studies degree, while also playing defensive back. He played defensive back at Kent State from 2012-14 before transferring to Coastal Carolina in 2015. Following his collegiate career, Maxie earned a tryout with the Buffalo Bills in 2017. Adam's father, Brett played 13 seasons in the NFL, coached secondary for 16 seasons in the NFL and is currently the defensive backs coach at Colorado. He has three siblings, two sisters, Maya, 26, and Olivia, 25, and his brother Brett, 29, is an area scout for the Dallas Cowboys.



LENNY MCGILL

SENIOR NATIONAL SCOUT
1st Season with Raiders

Lenny McGill enters his first season as Senior National Scout with the Raiders after spending the prior seven seasons (2015-2021) with the Miami Dolphins as their West Coast scout. Prior to that he spent six seasons (2009-14) with the Denver Broncos. McGill scouted the Southwest region for the Broncos in 2014 after spending his first five years with the team as assistant director of college scouting. His scouting efforts helped Denver capture four consecutive AFC West division titles from 2011-14 with a young nucleus of talent that played major roles for the club. The Broncos went on to win the AFC Championship game in 2013 and play in Super Bowl XLVIII.

McGill joined the Broncos after nine years (2000-08) as a college scout for the Green Bay Packers following the conclusion of his five-year NFL playing career. As a college scout with the Packers, McGill was responsible for scouting the Central Plains region. Hired by Green Bay in 2000, he was part of five playoff berths and four division titles.

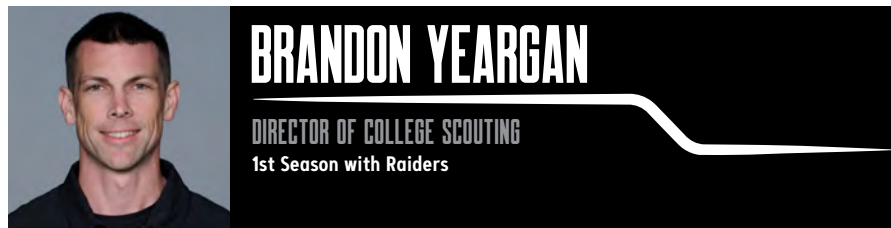
Prior to his scouting career, McGill played cornerback in the NFL for Green Bay (1994-95), Atlanta (1996-97) and Carolina (1998). McGill played at Arizona State University from 1990-93 and was a two-year starter for the Sun Devils. He also lettered for three seasons on the Sun Devils' track and field team. As a senior in high school, he had the top triple jump in the nation at 51'2".

McGill is a graduate of Arizona State with a bachelor's degree in criminal justice. Born in Long Beach, Calif., McGill is single with no kids.



Nick Papagno enters his second season with the Raiders and his first as a Player Personnel Assistant. He originally joined the organization in 2021 as a training camp scouting intern. Prior to joining the Raiders, Papagno spent the 2020 season with Georgia Tech as an offensive intern working with tight ends. In addition, he spent the previous four seasons working with Temple University in various roles with the football program including recruiting, football operations, and as an offensive student assistant working with quarterbacks.

A native of Farmingdale, N.Y., Papagno graduated from Temple University with a bachelor's degree in sport and recreation management with a concentration in governance and policy.




Brandon Yeargan enters his first season with the Raiders as the Director of College Scouting. He spent the last nine seasons with the New England Patriots and was a part of three Super Bowl-winning teams. He originally joined the Patriots as a scouting assistant in April 2013. Yeargan spent five seasons as an area scout and the last three seasons as a national scout. Prior to New England, he spent 2011 and 2012 at the University of North Carolina, earning his master's degree in sport administration. In 2011, he worked for the football staff as a recruiting intern. In 2012, he served as a recruiting graduate assistant, in addition to working with the offensive coaching staff in various roles.

A native of Charlotte, N.C., Yeargan graduated from Davidson College with a bachelor's degree in sociology. Yeargan was a three-year letterman as a Linebacker. He and his wife, Stephanie, were married in the 2017 off-season. Yeargan and his wife have one daughter, Haley.



Greg Reuveni enters his first season as Personnel Coordinator for the Raiders after spending the last three years as a scouting assistant. Prior to joining the player personnel department, Reuveni was a coaching assistant working with the defensive backs, while also serving in a video role for the Silver and Black.

A native of Danville, Calif., Reuveni graduated from Arizona State University with a bachelor's degree in business communication.




Pete Caracciolo enters his 25th season with the Raiders and his sixth year as director of operations. Caracciolo responsibilities include road game operations, team travel and managing the Raiders headquarters and surrounding properties. He also worked as the teams point of contact with the NFL for six International Series games to London in 2014, 2018 & 2019; Mexico City in 2016 & 2017; & Canada in 2019. In 2018, Caracciolo relocated to Nevada to oversee construction and development of the Raiders new headquarters in Henderson, Nev.

A native of Oceanside, N.Y., Caracciolo holds a degree in movement of sports studies from Springfield College (MA). His brother, Matt, is the vice president of football operations and facilities with the Arizona Cardinals. Caracciolo, his wife, Maggie, have two children, Mackenzie (23) who attended Cornish College for the Arts in Seattle, Wash., and Peter (18) who attends University of Nevada-Reno.



Glenn "Shemy" Schembechler enters his fourth season with the Raiders, having scouted the midlands as well as the northeastern United States. Overall, he has 21 years of experience scouting in the NFL for the Chiefs, Bears, Redskins, Seahawks and Raiders. He also founded GES Advisory Company, an organization that evaluates high school football players and places them at the collegiate level.


Hailing from Ann Arbor, Mich., he is the son of College Football Hall of Fame inductee Bo Schembechler. He graduated from Huron High School and attended Miami University, earning his degree in 1992. He also earned his MBA from Ohio University in 2017. He currently lives in Columbus, Ohio with his wife Megan and son, Glenn E. "Bo" the 4th. He has given his time to nonprofit efforts for a wide variety of causes, namely The Millie Schembechler fund for adrenal cancer research, in honor of his mother, as well as For Those Who Stayed, a nonprofit organization that supports former University of Michigan Football players who are in need.



David Christoff enters his eighth season with the Raiders and his fourth as Director of Football Analytics, having been promoted to his current post in 2019. Christoff, who served as the Raiders' director of player analytics from 2017-18, originally joined the organization as a player personnel analyst in 2015.

Prior to his time with the Silver and Black, Christoff built a player tracking system for football and developed new metrics to evaluate team performance in pass protection. He also served as a research analyst at the MIT Sloan School of Management.

A native of Dallas, Texas, Christoff graduated from MIT with a bachelor's degree in mechanical engineering, focus in applied math and fluid dynamics, and also played defensive tackle for the Engineers. Christoff's father, Carl, is a native of Massillon, Ohio and played football at Massillon Washington High School, alma mater of the legendary Paul Brown. His sister, Caroline, is an assistant professor of philosophy at Muskingum University.



CHRIS CORTEZ

HEAD ATHLETIC TRAINER
15th Season with Raiders

Chris Cortez is entering his third year as Head Athletic Trainer for the Las Vegas Raiders and his 15th season with the organization. He spent the previous 12 years as assistant athletic trainer with the Silver and Black. He supervises the evaluation and care of injuries as well as rehabilitation and treatment of all players. He started his professional career in 2007 with the Raiders after graduating from Oklahoma State University. He served on the Professional Football Athletic Trainers' Society (PFATS) executive committee from 2017-2019 as AFC Assistant Athletic Trainer representative. In 2020, he was awarded with the PFATS Tim Davey Assistant Athletic Trainer Award, which recognizes exceptional dedication to the profession.

Cortez originally from San Antonio, Texas, graduated from Texas State University with a degree in exercise and sports science and earned his master's degree in health and human performance from Oklahoma State University in 2007. Chris and his wife Desiree have three children Rachael, Lorelei and Remy.



WILL KISS

SENIOR DIRECTOR - MEDIA RELATIONS
15th Season with Raiders

Will Kiss enters his 15th season with the Raiders and his 10th as head of the organization's communications and public relations department. He served as the assistant director of public relations/media relations from 2008-12. Kiss oversees and facilitates the execution of the team's media policy and overall communications strategy, while serving as the primary media contact for both football and business operations. He has managed communications efforts for six international games and has been invited by the NFL to serve on the league's public relations staff for two Super Bowls and six Pro Bowls.

Prior to joining the Raiders, Kiss spent five years in collegiate athletics. He served as the assistant director of communications at the West Coast Conference and was a media relations assistant at Stanford, the nation's most successful Division I intercollegiate athletic program.

Kiss graduated from the University of San Francisco with both bachelor's and master's degrees. He volunteers with several San Francisco-based community organizations and initiatives. Kiss and his wife Katie have two children, Jeanette and Owen.




JOE HARRINGTON

DIRECTOR OF VIDEO OPERATIONS
5th Season with Raiders

Joe Harrington enters his fifth season with the Raiders, having joined the Silver and Black prior to the 2018 season. Harrington manages the entirety of the team's technology needs, directing video and digital support for Raiders' practices, games, meetings and team functions.

Harrington came to the Raiders after serving 27 years at the University of Tennessee as the Vols' sports technology coordinator. At Tennessee, he designed and implemented state of the art technology in the Anderson Training Center and the College Sports Video Association named him the SEC Video Coordinator of the Year four times (1997, 1998, 2003 and 2016). He was named national Filmer of the Year in 2016.

A native of Camillus, N.Y., Harrington graduated from Tennessee in 1990 with a degree in communications. He and his wife, Tammy, have three children: Connor, Abigail and Hayden Jane.



ZACH LONGENECKER

HEAD GROUNDSKEEPER
10th Season with Raiders

Zach Longenecker enters his 10th season with the Raiders and his ninth as Head Groundskeeper. He served as the team's assistant groundskeeper from 2013-14. Prior to his time with the Silver and Black, Longenecker worked in groundskeeping for several organizations, including the NFL (Minnesota Vikings), Major League Baseball (Miami Marlins, St. Louis Cardinals and Oakland Athletics), Minor League Baseball (Reading Phillies) and NCAA Football (Penn State).

A native of Anville, Pa., Longenecker graduated with a bachelor's degree in turf science from Penn State University. Longenecker and his wife, Konstantina, have one son, Gianni.



TOM JONES

VICE PRESIDENT OF FOOTBALL OPERATIONS/
ASSISTANT TO THE HEAD COACH
24th Season with Raiders

Tom Jones is entering his 24th season with the Las Vegas Raiders and his first as Vice President of Football Operations / Assistant to the Head Coach. Before assuming his current role, Jones most recently served as the Director of Team Operations. He originally joined the Raiders in 1996 as an intern. In his current position, Jones works closely with Head Coach Josh McDaniels and General Manager Dave Ziegler. He manages several aspects of Coach McDaniels' agenda, including day-to-day Football Operations, scheduling, the football calendar, CBA compliance, the Bill Walsh Fellowship Program, and communication with players, coaches, and other departments.

A Bay Area native, Jones earned a bachelor's degree in political science and criminal justice from Chico State before moving on to the University of San Francisco to obtain a master's degree in sport management. Jones currently resides in Henderson, Nev., with his wife, Kelly, and two children, Jayden and Emma.



BOB ROMANSKI

DIRECTOR OF EQUIPMENT OPERATIONS
51st Season with Raiders

Bob Romanski enters his 51st season with the Raiders, 42nd as a full-time employee. He has served as the Head Equipment Manager since 1995. He is responsible for overseeing, purchasing, and maintaining all football, player, coaching, and staff equipment needs. He also coordinates the transport of all team gear for training camp, home and away games.

Romanski grew up working Raider summer training camps as a kid for his father, Richard Romanski, who was the first Head Equipment Manager for the Raiders, until he took over the role. He was instrumental in the design of the Allegiant Stadium locker room, as well as player locker room and equipment sections of the Intermountain Healthcare Performance Center in Henderson.

Romanski was born in Milwaukee, Wisc., grew up in San Leandro, Calif., and currently lives in Henderson. He is happily married to his wife of 31 years, Cecilia. Together they have two children, son, Lucas, 28 and daughter, Abbey, 25.



MONTELLE SANDERS

DIRECTOR OF PLAYER ENGAGEMENT
4th Season with Raiders

Montelle Sanders enters his fourth season as Director of Player Engagement for the Las Vegas Raiders. Sanders joined the Silver and Black in 2019 after serving in football operations and player development/engagement with the New York Jets from 2008-19.

In his current role, Sanders coordinates the Raiders' rookie development program and assists new players with making the transition to Las Vegas and the NFL. Among other duties, he communicates with Raiders players returning various team and league programs that are available, assists players in returning to school to finish their degrees or pursue graduate school, and with financial education and internship opportunities.

A native of Cleveland, Ohio, Sanders earned a bachelor's degree at Jackson State University and received a master's degree from Slippery Rock University. He resides in Henderson.




BOB STIRITI

VICE PRESIDENT OF SECURITY
7th Season with Raiders

Bob Stiriti enters his seventh season with the Raiders and his first as Vice President of Security after originally joining the organization as the Director of Team Security and serving in that role from 2016-22.

Prior to his time with the Silver and Black, Bob was a Federal Agent. His experience includes background with the Department of Homeland Security, Department of the Treasury, Homeland Security Investigations, Customs and Border Protection (CBP), U.S. Customs Service and the U.S. Secret Service. Competencies include managing and directing investigations of national security threats, smuggling violations, financial crimes, public corruption, commercial fraud, intellectual property rights, and executive protection.

A native of Boston, Mass., Stiriti graduated from Northeastern University with a bachelor's degree in criminal justice and a master's degree in business management from National Louis University. Bob has two sons, Anthony and Santino.



SCOTT TOUCHET

DIRECTOR OF SPORTS MEDICINE ADMINISTRATION/ATHLETIC TRAINER
28th Season with Raiders

Scott Touchet enters his 28th season with the Raiders and his third as Director of Sports Medicine Administration/Athletic Trainer. He originally joined the organization in 1995 as an assistant athletic trainer after having served a year-long internship with the Dallas Cowboys in 1992. Touchet oversaw the planning and development for the athletic training department's facilities at both Allegiant Stadium and the Intermountain Healthcare Performance Center. In addition to treating and rehabilitating players, he oversees electronic medical records and worker's compensation for the Raiders. Touchet was the winner of the 2014 PFATS Assistant Athletic Trainer of the Year Award.

A native of Corpus Christi, Texas, Touchet graduated from the University of Arizona with a master's of science in athletic training in 1995 and Lamar University with a bachelor's of science in health education, with an emphasis in athletic training in 1993. Touchet and his wife Gloria have three children, Jordan (30), Katrice (28), and Wyatt (18).



GEORGE ATKINSON
Player Personnel



JULIA AYRES
Football Analytics



ANDREW BATSHOUN
Athletic Training




JAKE BRUBAKER
Culinary/Nutrition



COLLIN DOEBLER
Fields



ANDREW GRANT
Athletic Training



DEAVANTE HALL
Equipment




DR. CHAD HANSON
Team Orthopedic Physician




TIM HARKINS
Athletic Training



TREVOR HUNT
Athletic Training



ADAM JOHNSON
Equipment



WALT KING
Football Operations



DANIEL LEDER
Football Operations



MCCADE LYNCH
Fields



LOGAN MACE
Fields



H. ROD MARTIN
Athletic Trainer Emeritus



DR. MICHAEL MIAO
Team Orthopedic Physician



JOHN MIRANDA
Equipment



DANNY MOLINA
Equipment



ANSLEY MOORE
Football Operations



LEMAR MOSLEY
Athletic Training



JASON NEGUS
Video



RICKY NG
Nutrition



SERGIO NUNEZ
Fields



DR. WILL ROSENBERG
Team Orthopedic Physician



CAM RUSSO
Media Relations



HENRY SCHNEIDER
Football Operations



DeANGELO SHEARS
Player Engagement



DR. NAVDEEP SINGH
Medical Consultant



MIKE TAYLOR
Public Affairs



AVA TOAILOA
Security

BUSINESS ADMINISTRATION





ROSIE BONE

SENIOR VICE PRESIDENT –
COMMUNITY RELATIONS

Rosie Bone is in her 21st season with the Raiders and her eighth as Senior Vice President – Community Relations. In her role, Bone supervises the administration and support of a variety of programs and events which primarily focus on education, health and fitness, youth football, volunteerism, and civic involvement. She also works with other members of the organization to manage their participation in community outreach efforts throughout the year.

Bone serves on the Board of Directors for the Henderson Chamber of Commerce, Las Vegas Metropolitan Police Department Foundation, National Domestic Violence Hotline, and Special Olympics Nevada.

Bone previously served as Director of Community and Youth Initiatives for the Raiders. She was also an associate producer for the team's Emmy Award-winning Silver and Black Productions after beginning her career in athletics at Saint Mary's College of California in Moraga, Calif. A native of Ukiah, Calif., Bone earned a bachelor's degree in Communications from Saint Mary's.



LARRY DELSEN

BOARD OF DIRECTORS

Larry Delsen has served as a member of the Raiders Board of Directors for the past eight years. He has been a trusted advisor to the Davis family for five decades. He is a Certified Public Accountant and most recently has been charged with overseeing the financial function of the Raiders organization as a working member of the organization's Board of Directors. He has extensive financial and business management experience. Delsen is also the CEO of the WNBA Las Vegas Aces.

Delsen graduated from Fairleigh Dickinson University with a bachelor's degree in Business Administration and accounting. He spent his early professional years servicing numerous Wall Street clients. He is currently a resident of Las Vegas. He also maintains a home in San Diego, California where he raised his three children with his wife of 45 years, Sherry.

Larry and Sherry's family are Marcy and her spouse Isaac, Matt and his wife Maryam and Scott and his wife Chelsea. They also have six grandchildren—Joey, Alyssa, Bennett, Landon, Layla and Merrick.



MICHAEL CROME


SENIOR VICE PRESIDENT –
CHIEF FINANCIAL OFFICER

Michael Crome, in his second season as Senior Vice President, Chief Financial Officer for the Las Vegas Raiders, possesses over two decades of leadership experience in accounting, financial analysis and strategic planning, forecasting and business analytics.

Prior to joining the Silver & Black, Crome was a partner at Sorelle Capital and was Vice President of Finance, Planning and Analysis at Pinnacle Entertainment, and Vice President, Finance, Budgeting and Planning at Caesars Entertainment Corporation. He started his career as a consultant for Accenture specializing in strategy, business process redevelopment and process controls.

The Columbus, Ohio native received a bachelor's in accounting from the University of Akron and an MBA from the Darden School of Business at the University of Virginia. As a graduate student, he spent a semester in Hyderabad, India studying the dynamics of doing business in the world's fifth largest economy and second most densely populated country.

Crome and his wife, Chaka, have one daughter, Brie. An avid runner, Crome completed the World Marathon Challenge in 2019, finishing seven full marathons in seven continents over seven days. He was appointed to serve on the board of Governor's Nevada Economic Forum and on the board for Specialized Alternatives for Families and Youth (SAFY) a national non-profit offering, therapeutic foster care, and also on the Governor's Oversight Panel for Convention Facilities. He also was a member of the Las Vegas Chamber of Commerce's Leadership Class of 2019 Leadership and served as Chairman of the Board for Junior Achievement of Southern Nevada.



QIAVA MARTINEZ

SENIOR VICE PRESIDENT –
INTERIM CHIEF SALES OFFICER

Qiava Martinez is in her 15th year with the Raiders. Prior to being named Senior Vice President – Interim Chief Sales Officer, Martinez was Vice President of Premium Service and Guest Experience for the Las Vegas Raiders. Martinez began her career with the Raiders in 2008 as an Inside Sales Ticket Representative, then was elevated to Director of Group Sales and Fundraising for three years. Shortly after, Martinez was promoted to the Director of Premium Seating and Service.

Prior to pursuing a career in the sports industry, Martinez was the publisher and owner of Culture Magazine, an outlet used by teenage writers to express their life experiences. The University of California, Berkeley graduate also was the Executive Director for the non-profit Youth Achieving Destiny.

Her father, Willie Harper played in the NFL for 13 years (11 with the San Francisco 49ers). Her brother Matthew Harper is the defensive backs coach for the 49ers. Her youngest brother, Josh Harper, was signed as an undrafted free agent by the Oakland Raiders in 2015. The Martinez family includes husband Jonathan and daughter Harper.



CHERYL NICHOLS

SENIOR VICE PRESIDENT -
ADMINISTRATION, FACILITIES AND OWNERSHIP

Cheryl Nichols is in her 47th season with the Raiders and eighth as Senior Vice President – Administration, Facilities and Ownership. Nichols oversees administration for the Las Vegas Raiders and helps direct the planning and execution of facility improvements, construction and maintenance at the team’s headquarters and Intermountain Healthcare Performance Center as well as at Allegiant Stadium and The Raiderettes Studio. She is also instrumental in event planning and special projects for the Silver & Black.

Prior to joining the Raiders, Nichols owned her own interior design and construction company in the Bay Area. She has two children, Kimberlie and Mark.



MARCEL REECE

SENIOR VICE PRESIDENT -
CHIEF STRATEGY OFFICER

Marcel Reece is the Senior Vice President – Chief Strategy Officer for the Las Vegas Raiders. Reece joined the Silver & Black’s business operations in 2020 as Senior Advisor to the Owner and continues to serve in that capacity.

The former Raiders Pro Bowl fullback is also an officer for the Al Davis Eddie Robinson Leadership Academy and is on the Board of Directors for the University of Nevada Reno College of Business School of Sports Management.

A native of Inglewood, Calif., Reece earned his bachelor’s degree in Sociology and American Ethnic Studies from the University of Washington and completed the Executive Leadership Program at the Stanford University Graduate School of Business.

Following his playing career, Reece was a national television on-air football analyst with both the NFL Network and FOX Sports and was a regular on sports radio, both across the country and on a local level. Reece appears on Raiders’ Silver and Black Productions programming which includes serving as an on-air personality on pregame, postgame and magazine shows.

Since retiring from the NFL and in his present executive capacity, Reece has been active as a Raiders Alumni representative, appearing at corporate, charity and community events on behalf of the Silver & Black and the Raiders Foundation, the team’s charitable arm.

In a career that spanned 10 seasons with the Raiders and Seattle Seahawks, Reece totaled over 2,000-career receiving yards and 15 touchdowns. Reece played in 92 career games with the Raiders, establishing himself as one of the premier fullbacks in the NFL. One of the most respected players in the Raiders’ locker room during his playing career, Reece was team captain five times and was the recipient of the Commitment to Excellence Award in 2013, presented to the Raider who best exemplifies hard work, leadership, and excellence on and off the field.

In addition, he served as the team’s player representative to the NFL Players Association. Reece was also the Raiders’ nominee for the Walter Payton Man of the Year Award, considered the league’s most prestigious honor which recognizes NFL players who have exhibited excellence on the field, and whose passion to impact lives extends beyond the game.

Reece spent the 2008 season on the Raiders practice squad after converting from wide receiver to fullback. He made his professional debut in 2009, emerging as a “matchup nightmare” for defenses due to his skill, speed, smarts and ability to play fullback, running back and catch the ball out of the backfield. He earned four consecutive Pro Bowl selections (2012-15) with the Raiders and earned second-team All-Pro honors in 2013.

Reece and his wife, Tera, have two children, Mercy Joy and Marcel Marek. Reece began his deep involvement in the community as an NFL player, founding the Marcel Reece Foundation. He maintains that commitment to the community in his present capacity as a Raiders executive.

BUSINESS SUPPORT STAFF



FREDDY ACEVES
Information Technology



ALEXIS AGUILAR
Raider Image



JORDAN AGUILAR
Youth Football



JESUS AGUILAR
Raider Image



MATT AGUIRRE
Photography



DOMINIC ALBERTONI
Stadium Operations



JENNIE ALEXANDER
Finance



AOMORI ALLEN
Revenue Planning
and Analytics



PRISCILLA ALMEIDA
Event Operations



SHAN AMTHABHAI
Premium Seating



EBERE ARUM
Community Relations



FRANCISCO ASCENCIO
Premium and PSL Sales



MELISSA BACON
Corporate Partnerships



JUSTIN BARNES
Revenue Planning
and Analytics



ARIANNE BAUTISTA
Raider Image



SHELDON BELL
Premium and PSL Sales

BUSINESS SUPPORT STAFF

BUSINESS SUPPORT STAFF



TISHA BELL
Premium and PSL Sales



CAMI BENNETT
Creative



JEFFERY BENNETT
Photography



NIKKI BIRZON
Premium Seating



JUSTIN CASSERLY
Game Day Entertainment



KYLEE CHANDLER
Premium Seating



JAY CHESS
Stadium Tours



MICHAEL CLEMENS
Photography



THOMAS BOLD
Premium Seating



RONALD BRADLEY
Raider Image



JESSICA BRADY
Stadium Operations



**ANDREW-RYAN
BRASS**
Creative



AUSTIN CRAFTON
Corporate Partnerships



HEATHER DeSANTO
Human Resources



NICOLE DIMURO
Legal



ALAN DISKIN
Raiders Foundation



JENNIFER BRAWLEY
Raider Image



STEVEN BROWNING
Silver and Black Productions



CAROLINE BUFANO
Creative



SEAN BUSTOS
Human Resources



RYAN DORSEY
Information Technology



LUIS DUENAS
Information Technology



KARISSA DURAN
Event Operations



FAITH EDER
Finance



MARIA CABANDE
Raiderettes



STEVEN CAMACHO
Silver and Black Productions



MARIA CARBAJAL
Premium Seating



KASEY CARLSON
Digital




LEVI EDWARDS
Digital



SCOTT ERDMANN
Corporate Partnerships



MAY ESCOBAR
Finance



DANNY FARRELL
Premium and PSL Sales



ADAM FELDMAN
Ticket Operations



JESSICA FELTON
Raider Image



ANDREW FERRALL
Information Technology



ANTHONY FIGUEROA
Facilities




JANAY HAGANS
Digital



JASMINE HAMILTON
Premium Seating



MYLES HAYES
Youth Football



KELLY HEINLE
Game Day Entertainment



REBECCA FINLAY
Creative



KATIE FLATH
Alumni Affairs




KAREN FONTANA
Corporate Partnerships



SAM FREED
Silver and Black Productions




ROBERT HENRIQUEZ
Premium Seating



STEVEN HERNANDEZ
Raider Image



CHRISTIAN HOWARD
Corporate Partnerships



ANDREW HUDGINS
Stadium Operations



JAMIE GARY
Corporate Partnerships



JULIE GATES
Finance



DANA GEARY
Corporate Partnerships



BENJAMIN GERWECK
Finance




KAZUKO IMURA
Human Resources



MICHAELA JACKSON
Silver and Black Productions



CHLOE JANFAZA
Stadium Operations



MICHAEL JOHNSON JR
Digital



RYANN GONZALES
Premium Seating



RACHEL GOSSEN
Digital



SOPHIA GOUCHER
Raider Image



DAVID GRIFFIN
Revenue Planning and Analytics




SHANNON JORDAN
Alumni Affairs



JACKIE KAUFMAN
Raider Image



TAMIKA KELLY
Raider Image



TRISHA KIRK
Silver and Black Productions



HOLLIE KIZER
Finance



ANWAAR LACY
Premium Seating



JAIME LAFAZIA
Ticket Operations



AMELIA LEMOS
Raider Image



JACK LEVEY
Revenue Planning
and Analytics



GABRIELLE LEWIS
Human Resources



GARLAND LEWIS JR
Raider Image



DEVON LEWIS-BUCHANAN
Alumni Affairs



STERLING LITTLEJOHN
Community Relations



HOWIE LONG
Premium and PSL Sales



BILLY LU
Business Development



JUSTIN LUPO
Ticket Operations



TOM LYDON
Raider Image



DAVID MACHUCA
Creative



GABRIEL MAHERAS
Event Operations



MARGO MALIK
Premium Seating



JONATHAN MARTINEZ
Revenue Planning
and Analytics



EMILEE MATSUNAGA
Corporate Partnerships



CRISTINA McALOON
Raider Image



EDDIE MCGEE
Silver and Black Productions



TIPHANIE MCNIFF
Raiderettes



SHERRIE ANNE MENOR
Finance



DANIEL MEZA
Finance



JANA E MIRANDA
Office Administration



ADRIAN MONTOYA
Raider Image



BRUCE MORENO
Corporate Partnerships



ALEC MUNOZ
Raider Image



MARK NICHOLS
Facilities



TARYN NIEDERBERGER
Raider Image



LOGAN NORTON
Digital



ERICA OLIVE
Raider Image



KAREN "FUDGIE" OTTEN
Administration



MARCUS PADILLA
Silver and Black Productions



PANOS PAPPAS
Premium Seating



MATTHEW PASCO
Information Technology



EDDIE PASKAL
Silver and Black Productions



MILLER SILBEY
Corporate Partnerships



SAMANTHA SIMS
Premium Seating



JOHN SKLAVOS
Premium Seating



CHRIS SOTIROPULOS
Stadium Operations



LUCAS PAULE
Legal



TAYLOR PEREA
Revenue Planning
and Analytics



DEREK PERSON
Finance



BRADLEY PHINNEY
Silver and Black Productions



CAMERON STEVENS
Premium Seating



BRAD STEWART
Raider Image



JEFFREY STILKEY
Finance



MELISSA TAILLES
Ambassadors



CHRISTOPHER PIRET
Creative



ZAHIR RAHMAN
Legal



ERIN RAUHAUSER
Community Relations



DALLAS REDD
Raider Image



JOSEPH TESCONI
Raider Image



SHAWN TESTA
Information Technology



DWIGHT THOMAS
Revenue Planning
and Analytics



TAYLOR TUFANO
Corporate Partnerships



EBEN SAWILCHIK
Game Day Entertainment



HOLLY SCARPINATO
Corporate Partnerships



TRAVIS SCOTT
Finance



STARR SIDOTI
Raider Image



JAMES VEGA
Silver and Black Productions



DONA VERNER
Office Administration



MATTHEW WALKS
Digital



CALLIE WELCH
Alumni Affairs

BUSINESS SUPPORT STAFF

< - - - - -



JEREMY WHITE
Raider Image



PADEN WIGNESS
Silver and Black Productions



NAJJA WILLIAMS
Facilities



EDDIE WILLINGHAM
Raider Image



MAKANA WILLIS
Information Technology



AMANDA WILSON
Corporate Partnerships



JOHN YOKOYAMA
Raider Image



CONNOR YOUNG
Silver and Black Productions



AMIR ZAFFA
Premium Seating



**EMILY
ZIMMERMANN**
Premium and PSL Sales



TRE'VON
MOEHRIG

KOLTON
MILLER

VETERANS

AND PLAYERS WITH PRO EXPERIENCE

DARREN
WALLER

DEREK
CARR





AMEER ABDULLAH

22

POSITION: Running Back **NFL SEASON:** 8
HT/WT: 5-8/205 **RAIDERS SEASON:** 1
ACQUIRED: UFA ~'22 (Car.) **COLLEGE:** Nebraska
BORN: 06/13/93 **HOMETOWN:** Birmingham, Ala.

TRANSACTIONS: Selected by Detroit Lions in the second round of the 2015 NFL Draft (54th overall) of the 2015 NFL Draft, May 1, 2015... Waived by Lions, Nov. 6, 2018... Claimed via waivers by Minnesota Vikings, Nov. 7, 2018... Waived by Vikings, Aug. 31, 2021... Signed by Vikings to practice squad, Sept. 1, 2021... Released by Vikings Oct. 19, 2021... Signed by Carolina Panthers as a free agent, Oct. 23, 2021... Signed by Las Vegas Raiders as an unrestricted free agent, March 18, 2022.

CAREER: Versatile running back enters his eighth season in the NFL and first with the Raiders... In 2021, played in 17 games with one start and totaled 51 carries for 166 yards and 38 receptions for 289 yards with one TD... In 2020, played in 16 games and finished the season with eight carries for 42 yards while totaling eight receptions for 58 yards and a career high two receiving TDs... Played in all 16 games in 2019 and finished the season with 23 carries for 115 yards, while adding 15 receptions for 88 yards and one TD... Played in 10 games in 2018, recording three receptions for 28 yards and one carry for one yard... In 2017, played in 14 games with 11 starts, totaling 165 carries for 552 yards and four TDs while adding 25 receptions for 162 yards and one TD... In 2016, played in two games and finished with 18 rushes for 101 yards and five receptions for 57 yards with one TD... Finished fifth in the NFL in all-purpose yardage with 1,857 total yards (597 rushing, 183 receiving, 1,077 kickoff) as a rookie in 2015... Career totals include 91 games played with 23 starts, 409 carries for 1,574 yards and six TDs in addition to 119 receptions for 865 yards and seven TDs... Has returned 116 kickoffs for 2,944 yards.

AT A GLANCE

- Career totals include 91 games played with 23 starts, 409 carries for 1,574 yards and six TDs in addition to 119 receptions for 865 yards and seven TDs... Has returned 116 career kickoffs for 2,944 yards.
- In 2017, set career highs in rushing attempts (165) and rushing TDs (four), while finishing with 552 yards rushing and 162 yards receiving with one TD.
- Finished fifth in the NFL in all-purpose yardage with 1,857 total yards in 2015, ranking third amongst Lions rookies in franchise history.

2021 (WITH MIN. AND CAR.): Played in 17 games with one start between the Vikings and Panthers, totaling 51 carries for 166 yards and 38 receptions for 289 yards with one TD... Returned 29 kickoffs for 646 yards (22.3 avg.)... **(9/12) at Cin.:** Rushed one time for four yards... Added two receptions for 15 yards... **(9/26) vs. Sea.:** Rushed five times for 24 yards... **(10/31) at Atl.:** Carried the ball eight times for a season-high 31 yards... Hauled in three passes for 35 yards... **(11/7) vs. NE:** Recorded four receptions for 30 yards... **(11/14) at Ari.:** Recorded a season-high nine carries to go to 24 yards... Added four catches for 27 yards... **(12/12) vs. Atl.:** Rushed four times for 16 yards and caught two passes for 17 yards... **(12/19) at Buf.:** Caught four passes for 48 yards and one TD... Rushed four times for seven yards... **(1/22/22) at NO:** Rushed six times for 21 yards... Added four receptions for 31 yards... **(1/9/22) at TB:** Recorded a career-high nine receptions for 56 yards... Carried the ball seven times for 26 yards.

2020 (WITH MIN.): Played in 16 games and finished the season with eight carries for 42 yards and returned four kickoffs 107 yards while totaling eight receptions for 58 yards and a career high two receiving TDs... **(9/27) vs. Ten.:** Returned two kickoffs for 47 yards... **(10/11) at Sea.:** Returned two kickoffs for 37 yards, including a 20-yard return... **(10/18) vs. Atl.:** Rushed two times for seven yards and returned three kickoffs for 73 yards, including a 29-yard return... **(11/1) at GB:** Returned one kickoff nine yards... **(11/8) vs. Det.:** Scored a 22-yard receiving TD... **(12/6) vs. Jac.:** Rushed two times for 11 yards... **(12/13) at TB:** Recorded 11 yards on three carries and hauled in two passes for 10 yards... **(12/20) vs. Chi.:** Returned one kickoff for a season-long 30 yards... **(12/25) at NO:** Rushed for 13 yards on one carry... **(1/3/21) at Det.:** Scored second receiving TD of the season.

2019 (WITH MIN.): Played in all 16 games and finished the season with 23 carries for 115 yards, while adding 15 receptions for 88 yards and one TD... Recorded 13 kickoff returns for 325 yards (25.0 avg.)... **(9/8) vs. Atl.:** Finished with two carries for eight yards... **(9/22) vs. Oak.:** Returned one kickoff for 25 yards... **(10/6) at NYG:** Rushed three times for 24 yards and returned one kickoff for 33 yards... **(10/20) at Det.:** Posted the team's longest kick return of the season by going 38 yards on his second kick return of the game... **(11/3) at KC:** Caught a 16-yard touchdown pass from QB Kirk Cousins... **(12/15) at LAC:** Carried a season-high five times for 25 yards... **(12/23) vs. GB:** Recorded a season-high 27 rushing yards on four carries, while catching six passes for 31 yards... **Postseason: (1/5/20) at NO:** Rushed one time for nine yards... **(1/12/20) at SF:** Recorded five kickoff returns for 148 yards, the second-highest kickoff return yardage total of his career... Also caught one pass for 7 yards.

2018 (WITH DET. AND MIN.): Played in 10 games between the Lions and Vikings... Appeared in three games for the Lions and returned four kickoffs for 107 yards (26.8 avg.), while adding two receptions for 18 yards and one rushing attempt for one yard... Served as the Vikings' primary kick returner for the final seven games of the season after joining the team on Nov. 7... Returned 10 kickoffs for 258 yards (25.8 avg.) and added two receptions for 18 yards... **(10/7) vs. GB:** Returned one kickoff for 30 yards... **(10/21) at Mia.:** Rushed one time for one yard... **(10/28) vs. Sea.:** Returned three kickoffs for 77 yards (25.7 avg.)... **(11/18) at Chi.:** Made his Vikings debut and recorded one catch for 10 yards... Also returned two kickoffs for 57 yards... **(12/2) at NE:** Returned two kickoffs for 61 yards... **(12/10) at Sea.:** Returned three kickoffs for 64 yards (21.3 avg.)... **(12/23) at Det.:** Had two kickoff returns for 52 yards.

2017 (WITH DET.): Played in 14 games with 11 starts, totaling 165 carries for 552 yards and four TDs... Added 25 receptions for 162 yards and one TD... Returned eight kickoffs for 179 yards (22.4 avg.)... Set career highs in rushing attempts (165) and rushing TDs (four)... **(9/10) vs. Ari.:** Carried the ball 15 times for 30 yards... Also caught three passes for 11 yards... **(9/18) at NYG:** Rushed 17 times for 86 yards (5.1 avg.)... **(9/24) vs. Atl.:** Totaled 14 carries for 47 yards and three receptions for 39 yards... **(10/1) at Min.:** Rushed for a career-high 94 yards and one TD on 20 attempts... **(10/8) vs. Car.:** Rushed 10 times for 31 yards and added one catch for three yards... **(10/15) at NO:** Rushed 14 times for 54 yards... **(10/29) vs. Pit.:** Rushed 11 times for 27 yards... Hauled in three passes for 11 yards... **(11/6) at GB:** Carried the ball a career-high 21 times and finished with 48 yards and one TD... Added one reception for nine yards...

ABDULLAH

(11/12) vs. Cle.: Recorded 11 carries for 52 yards and one TD... Had one reception for three yards... **(11/19) at Chi.:** Rushed 11 times for 22 yards... Hauled in two passes for 13 yards with one TD... **(11/23) vs. Min.:** Recorded three catches for 29 yards... Rushed six times for 14 yards... **(12/24) at Cin.:** Rushed six times for 21 yards and made one catch for five yards... **(12/31) vs. GB:** Carried the ball eight times for 18 yards while recording one catch for 11 yards.

2016 (WITH DET.): Played in two games and finished with 18 rushes for 101 yards (5.6 avg.)... Added five receptions for 57 yards (11.4 avg.) with one TD... Was placed on the Reserve/Injured List with a foot injury on Sep. 21... **(9/11) at Ind.:** Carried the ball 12 times for a team-high 63 yards... Also hauled in five passes receptions for 57 yards and one TD... **(9/18) vs. Ten.:** Rushed six times for 38 yards before leaving the game in the second quarter due to injury.

2015 (WITH DET.): Played in 16 games with nine starts and totaled 143 carries for 597 yards (4.2 avg.) with two TDs... Added 25 receptions for 183 yards (7.3 avg.) and one TD... Returned 37 kickoffs for 1,077 yards (29.1 avg.)... Finished fifth in the NFL in all-purpose yardage with 1,857 total yards (597 rushing, 183 receiving, 1,077 kickoff)... Among all rookies in Lions history, his 1,857 all-purpose yards rank third all-time... **(9/13) at SD:** Totaled 199 all-purpose yards (50 rushing, 44 receiving and 105 kick return yards)... **(9/20) at Min.:** Rushed six times for nine yards... Also hauled in one pass for nine yards and returned three kickoffs for 84 yards... **(9/27) vs. Den.:** Recorded eight carries for 23 yards... Also caught two passes for 19 yards and his first career TD reception... **(10/5) at Sea.:** Rushed 13 times for 33 yards... Also caught two passes for 11 yards and returned two kickoffs for 34 yards... **(10/11) vs. Ari.:** Carried the ball six times for 16 yards while catching one pass for nine yards... Returned one kickoff for 41 yards... **(10/18) vs. Chi.:** Started at running back and carried the ball 14 times for 48 yards... Also hauled in three passes for 21 yards and returned one kickoff for 22 yards... **(10/25) vs. Min.:** Rushed eight times for 43 yards and returned three kickoffs for 79 yards... **(11/1) at KC:** Returned six kickoffs for 151 yards, which are both career-highs... **(11/15) at GB:** Rushed five times for 15 yards and returned two kickoffs for 134 yards, including a 104-yard return, which tied an NFL record for the longest non-scoring play... **(11/22) vs. Oak.:** Carried the ball 12 times for a team-high 44 yards... Also caught one pass for two yards and returned two kickoffs for 54 yards... **(11/26) vs. Phi.:** Recorded a season-high 16 carries for 63 yards... Also caught one pass for 12 yards and returned one kickoff for 25 yards... **(12/3) vs. GB:** Rushed 13 times for 67 yards, including a career-long run of 36 yards... Also returned two kickoffs for 51 yards... **(12/13) at StL.:** Carried the ball seven times for 23 yards and caught two passes for 21 yards... Also returned one kickoff for 21 yards... **(12/21) at NO:** Rushed nine times for a career-high 77 yards and one TD... Also returned four kickoffs for 123 yards and caught two passes for 12 yards... **(12/27) vs. SF:** Finished with eight carries for 39 yards... **(1/3/16) at Chi.:** Recorded 10 carries for 44 yards, one reception for seven yards and four kickoff returns for 64 yards... With 115 all-purpose yards, became the third rookie in team history with 1,800-plus all-purpose yards (RB Billy Sims, 1,907 in 1980; RB Barry Sanders, 1,870 in 1989).

COLLEGE: Played in 53 games with 33 starts at Nebraska from 2011-14, totaling 813 carries for 4,588 rushing yards with 39 TDs... Also added 73 receptions for 690 yards and seven TDs... Returned 61 kickoffs for 1,592 yards (26.1 avg.) with one TD, while adding 31 punt returns for 316 yards (10.2 avg.) and one TD... Registered 7,186 all-purpose yards on 978 attempts (135.6 avg. yards per game)... Ranks second all-time in career rushing yards in program history... As a senior in 2014, started all 13 games and recorded 2,272 all-purpose yards... Finished with 22 receptions for 269 yards and three TDs... Rushed 264 times for 1,611 yards and 19 TDs... Registered his third consecutive 1,000-yard season... Returned 14 kickoffs for 392 yards... Named second-team All-American, second-team All-Big Ten and a Doak Award finalist... As a junior in 2013, started all 13 games and carried the ball 281 times for 1,690 yards and nine TDs... Added 26 catches for 232 yards and two TDs... Had four kickoff returns for 77 yards... Named a third-team All-American by the Associated Press and first-team All-Big Ten... As a sophomore in 2012, played in 14 games with seven starts and recorded 226 rushing attempts for 1,137 yards... Added 24 receptions for 178 yards and two TDs... Returned 17 kickoffs for 360 yards and 16 punt returns for 209 yards and one TD... Named second-team All-Big Ten... As a freshman in 2011, played in 13 games and carried the ball 42 times for 150 yards with three TDs... Added one catch for 11 yards... Returned 26 kickoffs for 763 yards and one TD... Added 15 punt returns for 106 yards... Named Big Ten All-Freshman team.

PERSONAL: Attended Homewood (Ala.) High School, where he rushed for 1,800 yards and 24 touchdowns, while catching 33 passes for 515 yards as a senior... He also scored four TDs on punt returns to help school to a 6-4 record... Named South region player of the year and was selected to participate in the Mississippi-Alabama All-Star Classic.

SINGLE-GAME HIGHS: RUSHING: Attempts – 21, 11/6/17 at GB. Yards – 94, 10/1/17 at Min. Long – 36, 12/3/15 vs. GB. Touchdowns – 1, six times; last: 12/31/17 vs. GB. RECEIVING: Receptions – 9, 1/9/22 at TB. Yards – 57, 9/11/16 at Ind. Long – 36, 9/13/15 at SD. Touchdowns – 1, seven times; last: 12/19/21 at Buf. RETURNS: Kickoffs – 6, 11/1/15 at KC. Yards – 151, 11/1/15 at KC. Long – 104, 11/15/15 at GB.

AMEER ABDULLAH'S CAREER STATISTICS

Year	Team	RUSHING							RECEIVING					TOTAL OFFENSE
		GP	GS	Att.	Yds	Avg.	Lg.	TD	Rec.	Yds.	Avg.	Lg.	TD	
2015	Detroit	16	9	143	597	4.2	36	2	25	183	7.3	36	1	780
2016	Detroit	2	2	18	101	5.6	24	0	5	57	11.4	18	1	158
2017	Detroit	14	11	165	552	3.3	34	4	25	162	6.5	22	1	714
2018	Det./Min.	10	0	1	1	1.0	1	0	3	28	9.3	12	0	29
2019	Minnesota	16	0	23	115	5.0	15	0	15	88	5.9	16	1	203
2020	Minnesota	16	0	8	42	5.3	13	0	8	58	7.3	22	2	100
2021	Min./Car.	17	1	51	166	3.3	15	0	38	289	7.6	23	1	455
Totals		91	23	409	1,574	3.8	36	6	119	865	7.3	36	7	2,439
POSTSEASON														
2016	Detroit	0	0	0	0	-	-	0	0	0	-	-	0	0
2019	Minnesota	2	0	1	9	9.0	9	0	1	7	7.0	7	0	16
Totals		2	0	1	9	9.0	9	0	1	7	7.0	7	0	16

AMEER ABDULLAH'S CAREER STATISTICS

Year	Team	KICKOFF RETURNS					PUNT RETURNS					
		Ret.	Yds.	Avg.	Lg.	TD	Ret.	FC	Yds.	Avg.	Lg.	TD
2015	Detroit	37	1,077	29.1	104	0	0	0	0	-	-	0
2016	Detroit	0	0	-	-	0	0	0	0	-	-	0
2017	Detroit	8	179	22.4	29	0	0	0	0	-	-	0
2018	Det./Min.	14	365	26.1	33	0	0	0	0	-	-	0
2019	Minnesota	13	325	25.0	38	0	0	0	0	-	-	0
2020	Minnesota	15	352	23.5	33	0	0	0	0	-	-	0
2021	Min./Car.	29	646	22.3	45	0	0	0	0	-	-	0
Totals		116	2,944	25.4	104	0	0	0	0	-	-	0
POSTSEASON												
2016	Detroit	0	0	-	-	0	0	0	0	-	-	0
2019	Minnesota	6	151	25.2	39	0	0	0	0	-	-	0
Totals		6	151	25.2	39	0	0	0	0	-	-	0

AMEER ABDULLAH GAME-BY-GAME

2021, MINNESOTA/CAROLINA

DATE	OPP.	W/L	GP/GS	RUSHING					RECEIVING				TOTAL OFFENSE	
				ATT.	YDS.	AVG.	Lg.	TD	REC.	YDS.	AVG.	Lg.		TD
9/12	at Cin.*	L	1/0	1	4	4.0	4	0	2	15	7.5	10	0	19
9/19	at Ari.*	L	1/0	0	0	-	-	0	0	0	-	-	0	0
9/26	Sea.*	W	1/0	5	24	4.8	9	0	0	0	-	-	0	24
10/3	Cle.*	L	1/0	0	0	-	-	0	1	2	2.0	2	0	2
10/10	Det.*	W	1/0	1	2	2.0	2	0	0	0	-	-	0	2
10/17	at Car.*	W	1/0	0	0	-	-	0	0	0	-	-	0	0
10/24	at NYG	L	1/0	0	0	-	-	0	0	0	-	-	0	0
10/31	at Atl.	W	1/0	8	31	3.9	9	0	3	35	11.7	17	0	66
11/7	NE	L	1/0	1	0	0.0	0	0	4	30	7.5	12	0	30
11/14	at Ari.	W	1/0	9	24	2.7	15	0	4	27	6.8	11	0	51
11/21	Was.	L	1/1	1	6	6.0	6	0	0	0	-	-	0	6
11/28	at Mia.	L	1/0	2	4	2.0	5	0	2	20	10.0	13	0	24
12/12	Atl.	L	1/0	4	16	4.0	4	0	2	17	8.5	11	0	33
12/19	at Buf.	L	1/0	4	7	1.8	7	0	4	48	12.0	23t	1	55
12/26	TB	L	1/0	2	1	0.5	3	0	3	8	2.7	6	0	9
1/2/22	at NO	L	1/0	6	21	3.5	15	0	4	31	7.8	17	0	52
1/9/22	at TB	L	1/0	7	26	3.7	10	0	9	56	6.2	18	0	82
Totals			17/1	51	166	3.3	15	0	38	289	7.6	23t	1	455

*W/MIN.

2020, MINNESOTA (7-9)

DATE	OPP.	W/L	GP/GS	RUSHING					RECEIVING				TOTAL OFFENSE	
				ATT.	YDS.	AVG.	Lg.	TD	REC.	YDS.	AVG.	Lg.		TD
9/13	GB	L	1/0	0	0	-	-	0	0	0	-	-	0	0
9/20	at Ind.	L	1/0	0	0	-	-	0	0	0	-	-	0	0
9/27	Ten.	L	1/0	0	0	-	-	0	0	0	-	-	0	0
10/4	at Hou.	W	1/0	0	0	-	-	0	0	0	-	-	0	0
10/11	at Sea.	L	1/0	0	0	-	-	0	0	0	-	-	0	0
10/18	Atl.	L	1/0	2	7	3.5	4	0	1	1	1.0	1	0	8
11/1	at GB	W	1/0	0	0	-	-	0	0	0	-	-	0	0
11/8	Det.	W	1/0	0	0	-	-	0	1	22	22.0	22t	1	22
11/16	at Chi.	W	1/0	0	0	-	-	0	0	0	-	-	0	0
11/22	Dal.	L	1/0	0	0	-	-	0	0	0	-	-	0	0
11/29	Car.	W	1/0	0	0	-	-	0	0	0	-	-	0	0
12/6	Jac.	W	1/0	2	11	5.5	7	0	1	18	18.0	18	0	29
12/13	at TB	L	1/0	3	11	3.7	4	0	2	10	5.0	6	0	21
12/20	Chi.	L	1/0	0	0	-	-	0	0	0	-	-	0	0
12/25	at NO	L	1/0	1	13	13.0	13	0	0	0	-	-	0	13
1/3/21	at Det.	W	1/0	0	0	-	-	0	3	7	2.3	6	1	7
Totals			16/0	8	42	5.3	13	0	8	58	7.3	22t	2	100

2019, MINNESOTA (10-6)

DATE	OPP.	W/L	GP/GS	RUSHING					RECEIVING					TOTAL OFFENSE
				ATT.	YDS.	AVG.	Lg.	TD	REC.	YDS.	AVG.	Lg.	TD	
9/8	Atl.	W	1/0	2	8	4.0	6	0	0	0	-	-	0	8
9/15	at GB	L	1/0	1	2	2.0	2	0	0	0	-	-	0	2
9/22	Oak.	W	1/0	0	0	-	-	0	0	0	-	-	0	0
9/29	at Chi.	L	1/0	0	0	-	-	0	2	14	7.0	8	0	14
10/6	at NYG	W	1/0	3	24	8.0	15	0	0	0	-	-	0	24
10/13	Phi.	W	1/0	0	0	-	-	0	0	0	-	-	0	0
10/20	at Det.	W	1/0	0	0	-	-	0	0	0	-	-	0	0
10/24	Was.	W	1/0	0	0	-	-	0	0	0	-	-	0	0
11/3	at KC	L	1/0	1	2	2.0	2	0	1	16	16.0	16t	1	18
11/10	at Dal.	W	1/0	0	0	-	-	0	0	0	-	-	0	0
11/17	Den.	W	1/0	1	5	5.0	5	0	2	11	5.5	6	0	16
12/2	at Sea.	L	1/0	0	0	-	-	0	0	0	-	-	0	0
12/8	Det.	W	1/0	0	0	-	-	0	1	2	2.0	2	0	2
12/15	at LAC	W	1/0	5	25	5.0	11	0	0	0	-	-	0	25
12/23	GB	L	1/0	4	27	6.8	14	0	6	31	5.2	10	0	58
12/29	Chi.	L	1/0	6	22	3.7	11	0	3	14	4.7	7	0	36
Totals			16/0	23	115	5.0	15	0	15	88	5.9	16t	1	203
POSTSEASON														
1/5/20	at NO	W	1/0	1	9	9.0	9	0	0	0	-	-	0	9
1/11/20	AT SF	L	1/0	0	0	-	-	0	1	7	7.0	7	0	7
Totals			2/0	1	9	9.0	9	0	1	7	7.0	7	0	16

2018, DETROIT/MINNESOTA

DATE	OPP.	W/L	GP/GS	RUSHING					RECEIVING					TOTAL OFFENSE
				ATT.	YDS.	AVG.	Lg.	TD	REC.	YDS.	AVG.	Lg.	TD	
9/10	NYJ*	L				(INACTIVE)								
9/16	at SF*	L				(INACTIVE)								
9/23	NE*	W				(INACTIVE)								
9/27	at Dal.*	L				(INACTIVE)								
10/7	GB*	W	1/0	0	0	-	-	0	0	0	-	-	0	0
10/21	at Mia.*	W	1/0	1	1	1.0	1	0	1	12	12.0	12	0	13
10/28	Sea.*	L	1/0	0	0	-	-	0	1	6	6.0	6	0	6
11/4	at Min.*	L				(INACTIVE)								
11/11	at Chi.*	L				(NOT ON ROSTER)								
11/18	at Chi.	L	1/0	0	0	-	-	0	1	10	10.0	10	0	10
11/25	GB	W	1/0	0	0	-	-	0	0	0	-	-	0	0
12/2	at NE	L	1/0	0	0	-	-	0	0	0	-	-	0	0
12/10	at Sea.	L	1/0	0	0	-	-	0	0	0	-	-	0	0
12/16	Mia.	W	1/0	0	0	-	-	0	0	0	-	-	0	0
12/23	at Det.	W	1/0	0	0	-	-	0	0	0	-	-	0	0
12/31	Chi.	L	1/0	0	0	-	-	0	0	0	-	-	0	0
Totals			10/0	1	1	1.0	1	0	3	28	9.3	12	0	29

*w/Det.

ABDULLAH

2017, DETROIT (9-7)

DATE	OPP.	W/L	GP/GS	RUSHING					RECEIVING					TOTAL OFFENSE
				ATT.	YDS.	AVG.	LG.	TD	REC.	YDS.	AVG.	LG.	TD	
9/10	ARI.	W	1/1	15	30	2.0	7	0	3	11	3.7	6	0	41
9/18	AT NYG	W	1/1	17	86	5.1	34	0	0	0	-	-	0	86
9/24	ATL.	L	1/1	14	47	3.4	11	0	3	39	13.0	22	0	86
10/1	AT MIN.	W	1/1	20	94	4.7	29	1	3	15	5.0	8	0	109
10/8	CAR.	L	1/1	10	31	3.1	16	0	1	3	3.0	3	0	34
10/15	AT NO	L	1/1	14	54	3.9	34	0	0	0	-	-	0	54
10/29	PIT.	L	1/1	11	27	2.5	8	0	3	11	3.7	8	0	38
11/6	AT GB	W	1/1	21	48	2.3	11	1	1	9	9.0	9	0	57
11/12	CLE.	W	1/1	11	52	4.7	20	1	1	3	3.0	3	0	55
11/19	AT CHI.	W	1/1	11	22	2.0	11	0	2	13	6.5	11	1	35
11/23	MIN.	L	1/1	6	14	2.3	5	0	3	29	9.7	18	0	43
12/3	AT BAL.	L				(INACTIVE)								
12/10	AT TB	W				(INACTIVE)								
12/16	CHI.	W	1/0	1	8	8.0	8	0	3	13	4.3	11	0	21
12/24	AT CIN.	L	1/0	6	21	3.5	6	0	1	5	5.0	5	0	26
12/31	GB	W	1/0	8	18	2.3	7	1	1	11	11.0	11	0	29
Totals			14/11	165	552	3.3	34	4	25	162	6.5	22	1	714

2016, DETROIT (9-7)

DATE	OPP.	W/L	GP/GS	RUSHING					RECEIVING					TOTAL OFFENSE
				ATT.	YDS.	AVG.	LG.	TD	REC.	YDS.	AVG.	LG.	TD	
9/11	AT IND.	W	1/1	12	63	5.3	13	0	5	57	11.4	18	1	120
9/18	TEN.	L	1/1	6	38	6.3	24	0	0	0	-	-	0	38
9/25	AT GB	L				(RESERVE/INJURED LIST - FOOT)								
10/2	AT CHI.	L				(RESERVE/INJURED LIST - FOOT)								
10/9	PHI.	W				(RESERVE/INJURED LIST - FOOT)								
10/16	LAR	W				(RESERVE/INJURED LIST - FOOT)								
10/23	WAS.	W				(RESERVE/INJURED LIST - FOOT)								
10/30	AT HOU.	L				(RESERVE/INJURED LIST - FOOT)								
11/6	AT MIN.	W				(RESERVE/INJURED LIST - FOOT)								
11/20	JAC.	W				(RESERVE/INJURED LIST - FOOT)								
11/24	MIN.	W				(RESERVE/INJURED LIST - FOOT)								
12/4	AT NO	W				(RESERVE/INJURED LIST - FOOT)								
12/11	CHI.	W				(RESERVE/INJURED LIST - FOOT)								
12/18	AT NYG	L				(RESERVE/INJURED LIST - FOOT)								
12/26	AT DAL.	L				(RESERVE/INJURED LIST - FOOT)								
1/1/17	GB	L				(RESERVE/INJURED LIST - FOOT)								
Totals			2/2	18	101	5.6	24	0	5	57	11.4	18	1	158
POSTSEASON														
1/7/17	AT SEA.	L				(RESERVE/INJURED LIST - FOOT)								
Totals			0/0	0	0	-	-	0	0	0	-	-	0	0

2015, DETROIT (7-9)

DATE	OPP.	W/L	GP/GS	RUSHING					RECEIVING					TOTAL OFFENSE
				ATT.	YDS.	AVG.	LG.	TD	REC.	YDS.	AVG.	LG.	TD	
9/13	AT SD	L	1/0	9	77	8.6	27	1	2	12	6.0	7	0	89
9/20	AT MIN.	L	1/1	13	67	5.2	36	0	0	0	-	-	0	67
9/27	DEN.	L	1/0	16	63	3.9	23	0	1	12	12.0	12	0	75
10/5	AT SEA.	L	1/1	7	50	7.1	24	1	4	44	11.0	36	0	94
10/11	ARI.	L	1/0	14	48	3.4	12	0	3	21	7.0	13	0	69
10/18	CHI.	W	1/1	12	44	3.7	9	0	1	2	2.0	2	0	46
10/25	MIN.	L	1/0	10	44	4.4	11	0	1	7	7.0	7	0	51
11/1	AT KC	L	1/0	8	43	5.4	13	0	0	0	-	-	0	43
11/15	AT GB	W	1/0	8	39	4.9	10	0	4	9	2.3	4	0	48
11/22	OAK.	W	1/0	13	33	2.5	9	0	2	11	5.5	12	0	44
11/26	PHI.	W	1/1	8	23	2.9	9	0	2	19	9.5	16	1	42
12/3	GB	L	1/1	7	23	3.3	7	0	2	21	10.5	14	0	44
12/13	AT STL.	L	1/1	6	16	2.7	5	0	1	9	9.0	9	0	25
12/21	AT NO	W	1/1	5	15	3.0	9	0	1	7	7.0	7	0	22
12/27	SF	W	1/1	6	9	1.5	7	0	1	9	9.0	9	0	18
1/3/16	AT CHI.	W	1/1	1	3	3.0	3	0	0	0	-	-	0	3
Totals			16/9	143	597	4.2	36	2	25	183	7.3	36	1	780



JOHNATHAN ABRAM

24

POSITION: Safety
HT/WT: 5-11/205
ACQUIRED: D1c-19
BORN: 10/25/96

NFL SEASON: 4
RAIDERS SEASON: 4
COLLEGE: Mississippi State
HOMETOWN: Columbia, Miss.

TRANSACTIONS: Selected by Oakland Raiders in the first round (27th overall) of the 2019 NFL Draft, April 25, 2019.


CAREER: Hard-hitting safety enters fourth year with the Raiders after being drafted 27th overall in the 2019 NFL Draft. In 2021, started all 14 games he appeared in, setting a career high with 114 tackles (63 solo) and adding one INT, four passes defended and one forced fumble. In 2020, started all 13 appearances and recorded career highs in tackles (79), INTs (two) and passes defended (five). As a rookie in 2019, started the season opener and missed the remainder of the season due to injury. Career totals include 28 games played with 28 starts, totaling 198 tackles (121) including eight for loss, three INTs, 11 passes defended and one fumble recovery.

AT A GLANCE

- Hard-hitting safety who has started all 28 games he has appeared in, recording 198 tackles (121 solo), three INTs, 11 passes defended and one forced fumble in his three-year career.
- In 2021, started all 14 games he appeared in and set a career high with 114 tackles (63 solo) and adding one INT, four passes defended and one forced fumble.
- Played two seasons at Mississippi State (2017-18), earning second-team All-American and first-team All-SEC recognition in 2018.

2021: Started all 14 games he appeared in, setting a career high with 114 tackles (63 solo) and adding one INT, four passes defended and one forced fumble...**(9/13) vs. Bal.:** Started in the contest and finished third on the team with nine tackles (five solo) and added one pass defended...**(9/19) at Pit.:** Started and finished second on the team with seven tackles (five)...Added one stop on special teams...**(9/26) vs. Mia.:** Started and recorded seven tackles (three) on defense...**(10/4) at LAC:** Started and saw extensive action on both defense and special teams...Finished third on the team with eight tackles...**(10/10) vs. Chi.:** Finished with six tackles (one)...**(10/17) at Den.:** Started and tied a season-high nine tackles (seven)...Recorded his first INT of the season and one pass defended...**(10/24) vs. Phi.:** Finished tied for third on the team with six tackles, adding one pass defended and one fumble recovery...**(11/7) at NYG:** Started and finished second on the team with eight tackles (six)...**(11/14) vs. KC:** Started and finished second on the team with 10 tackles (four)...**(11/21) vs. Cin.:** Started and tied the team lead with 12 tackles...**(11/25) at Dal.:** Started and led the team with 10 tackles (seven)...**(12/5) vs. Was.:** Finished with three tackles, including one tackle for loss, and one pass defended...**(12/12) at KC:** Led the team with 10 tackles (four)...**(12/20) at Cle.:** Led the team with nine tackles (six), including two tackles for loss, before exiting the game early with an injury.

2020: Started all 13 games in which he appeared during his second season with the Silver and Black...Finished with 79 tackles (57 solo), two INTs and six passes defended while ranking tied for second on the team with seven special teams tackles...**(9/13) at Car.:** Led all players with a career-high 13 tackles (nine) in the contest...His 13 total tackles tied for fourth-most by a Raiders defensive back in a single game and most by a Raiders defensive back since S Charles Woodson recorded 14 tackles on Nov. 16, 2014 at San Diego...**(9/21) vs. NO:** Recorded four tackles and one pass defended...**(9/27) at NE:** Talled three tackles (two), one INT and one pass defended...Recorded his first career INT, picking off QB Cam Newton with 2:08 remaining in the first quarter and returning it 24 yards to a Raiders defensive back in...**(10/4) vs. Buf.:** Recorded three tackles (two) on defense while registering his first career fumble recovery on special teams...**(10/11) at KC:** Finished with five tackles (four) and one pass defended...**(11/1) at Cle.:** Recorded four tackles...**(11/8) at LAC:** Finished with seven tackles (five) and one pass defended while adding a single-game career-high three special teams tackles...**(11/15) vs. Den.:** Recorded four tackles on defense while adding one stop on special teams...**(11/22) vs. KC:** Tied for a game-high nine tackles (seven)...Added one stop on special teams...**(11/29) at Atl.:** Talled six tackles (five), one INT and one pass defended...Recorded his second INT of the season, picking off QB Matt Ryan on a pass deflected by CB Isaiah Johnson...**(12/13) vs. Ind.:** Finished with a team-leading and game-high 12 tackles (six)...Also recorded two stops on special teams...**(12/17) vs. LAC:** Inactive due to injury...**(12/26) vs. Mia.:** Recorded five tackles (two)...Also appeared on special teams...**(1/3/21) at Den.:** Posted four tackles (three).



2019: Started in his NFL debut in Week 1 and recorded five tackles and one pass defended...Was placed on the Reserve/Injured List with a shoulder injury on Sept. 11...**(9/9) vs. Den.:** Recorded five tackles and one pass defended.

COLLEGE: Two-year player at Mississippi State (2017-18), who also attended Jones County Junior College in 2016 and started his collegiate career with Georgia in 2015...In his two years with Mississippi State, appeared in 26 contests and made 18 starts, compiling 170 tackles, including 14 for loss, five sacks, two INTs, 10 passes defended, three forced fumbles and one fumble recovery...As a senior in 2018, saw action in 13 contests and made 11 starts...Earned six All-American honors including The Athletic (Second Team), Sports Illustrated (Second Team), Associated Press (Third Team), CBS Sports (Second Team), American Football Coaches Association (Second Team) and Phil Steele (Third Team)...Also recognized as first-team All-SEC by AP after logging 99 tackles, three sacks, two INTs, five passes defended, one forced fumble and one fumble recovery...Led the SEC and finished third in the nation among safeties with 16 quarterback pressures, according to Pro Football Focus...His 99 stops on the year were tops among SEC defensive backs...When targeted, posted a 43.6 passer rating, the lowest among all SEC safeties, per PFF...In 2017, appeared in 13 games and made seven starts in his first season with the Bulldogs...Talled 71 tackles, good for second-most on the team, while adding two sacks, five passes defended and two forced fumbles...In 2016, spent

the season at Jones County Junior College, where he was ranked as the No. 1 junior college safety in America and a consensus four-star prospect...Ranked No. 10 overall by 247Sports and No. 25 overall by Scout.com...In his lone season, posted 23 tackles, including 2.5 for loss, with one pass defended and one forced fumble...Spent his freshman year with Georgia in 2015, appearing in 10 games and with four starts, collecting 25 stops, including 1.5 for loss...Graduated with a degree in interdisciplinary studies.

PERSONAL: Attended East Marion (Miss.) High School...Was a three-star prospect by ESPN.com, Scout.com and 247Sports and rated the No. 14 overall prospect in the state of Mississippi...As a senior, was named MAC Defensive Player of the Year and led his school to a 10-5 record and a berth in the 2014 2A Mississippi state semifinal game...Played both quarterback and safety...In his junior season, collected 88 tackles, five INTs, two forced fumbles and one fumble recovery, while tallying 1,737 passing yards and 21 passing scores in addition to 1,288 rushing yards and 19 TDs...A two-sport athlete who was a three-time varsity player in baseball.

ADDITIONAL STATISTICS: Special Teams Tackles – 7 in 2020, 2 in 2021; NFL Totals: 9.

SINGLE-GAME HIGHS: TACKLES: Total – 13, 9/13/20 at Car. Solo – 9, 9/13/20 at Car. Interceptions – 1, three times; last: 10/17/21 at Den. Passes defended – 1, 11 times; last: 12/5/21 vs. Was. Fumble Recovery – 1, 10/24/21 vs. Phi.

JOHNATHAN ABRAM'S CAREER STATISTICS

Year	Team	TACKLES						INTERCEPTIONS				FUMBLES				
		GP	GS	Total	Solo	Asst.	Sacks	Yds.	No.	Yds.	Lg.	TD	PD	FF	FR	Yds.
2019	Oakland	1	1	5	1	4	0.0	0.0	0	0	-	0	1	0	0	0
2021	Las Vegas	14	14	114	63	51	0.0	0.0	1	6	6	0	4	0	1	0
Totals		28	28	198	121	77	0.0	0.0	3	35	24	0	11	0	1	0
POSTSEASON																
2021	Las Vegas	(RESERVE/INJURED LIST - SHOULDER)														
Totals		0	0	0	0	0	0.0	0.0	0	0	-	0	0	0	0	0

JOHNATHAN ABRAM GAME-BY-GAME

2021, LAS VEGAS (10-7)


Date	Opp.	W/L	GP/GS	TACKLES				INTERCEPTIONS				FUMBLES					
				Total	Solo	Asst.	Sacks	Yds.	No.	Yds.	Lg.	TD	PD	FF	FR	Yds.	
9/13	Bal.	W	1/1	9	5	4	0.0	0.0	0	0	-	0	1	0	0	0	
9/19	at Pit.	W	1/1	7	5	2	0.0	0.0	0	0	-	0	0	0	0	0	
9/26	Mia.	W	1/1	7	3	4	0.0	0.0	0	0	-	0	0	0	0	0	
10/4	at LAC	L	1/1	8	4	4	0.0	0.0	0	0	-	0	0	0	0	0	
10/10	Chi.	L	1/1	6	1	5	0.0	0.0	0	0	-	0	0	0	0	0	
10/17	at Den.	W	1/1	9	7	2	0.0	0.0	1	6	6	0	1	0	0	0	
10/24	Phi.	W	1/1	6	4	2	0.0	0.0	0	0	-	0	1	0	1	0	
11/7	at NYG	L	1/1	8	6	2	0.0	0.0	0	0	-	0	0	0	0	0	
11/14	KC	L	1/1	10	4	6	0.0	0.0	0	0	-	0	0	0	0	0	
11/21	Cin.	L	1/1	12	6	6	0.0	0.0	0	0	-	0	0	0	0	0	
11/25	at Dal.	W	1/1	10	7	3	0.0	0.0	0	0	-	0	0	0	0	0	
12/5	Was.	L	1/1	3	1	2	0.0	0.0	0	0	-	0	1	0	0	0	
12/12	at KC	L	1/1	10	4	6	0.0	0.0	0	0	-	0	0	0	0	0	
12/20	at Cle.	W	1/1	9	6	3	0.0	0.0	0	0	-	0	0	0	0	0	
12/26	Den.	W		(RESERVE/INJURED LIST - SHOULDER)													
1/2/22	at Ind.	W		(RESERVE/INJURED LIST - SHOULDER)													
1/9/22	LAC	W		(RESERVE/INJURED LIST - SHOULDER)													
Totals				14/14	114	63	51	0.0	0.0	1	6	6	0	4	0	1	0
POSTSEASON																	
1/15/22	at Cin.	L		(RESERVE/INJURED LIST - SHOULDER)													
Totals				0/0	0	0	0	0.0	0.0	0	0	-	0	0	0	0	0

2020, LAS VEGAS (8-8)

Date	Opp.	W/L	GP/GS	TACKLES					INTERCEPTIONS					FUMBLES		
				Total	Solo	Asst.	Sacks	Yds.	No.	Yds.	Lg.	TD	PD	FF	FR	Yds.
9/13	at Car.	W	1/1	13	9	4	0.0	0.0	0	0	-	0	0	0	0	0
9/21	NO	W	1/1	4	4	0	0.0	0.0	0	0	-	0	1	0	0	0
9/27	at NE	L	1/1	3	2	1	0.0	0.0	1	24	24	0	1	0	0	0
10/4	Buf.	L	1/1	3	2	1	0.0	0.0	0	0	-	0	0	0	0	0
10/11	at KC	W	1/1	5	4	1	0.0	0.0	0	0	-	0	1	0	0	0
10/25	TB	L		(RESERVE/COVID-19 LIST)												
11/1	at Cle.	W	1/1	4	4	0	0.0	0.0	0	0	-	0	0	0	0	0
11/8	at LAC	W	1/1	7	5	2	0.0	0.0	0	0	-	0	1	0	0	0
11/15	Den.	W	1/1	4	4	0	0.0	0.0	0	0	-	0	0	0	0	0
11/22	KC	L	1/1	9	7	2	0.0	0.0	0	0	-	0	0	0	0	0
11/29	at Atl.	L	1/1	6	5	1	0.0	0.0	1	5	5	0	1	0	0	0
12/6	at NYJ	W		(INACTIVE - KNEE)												
12/13	Ind.	L	1/1	12	6	6	0.0	0.0	0	0	-	0	0	0	0	0
12/17	LAC	L		(INACTIVE - CONCUSSION/KNEE)												
12/26	Mia.	L	1/1	5	2	3	0.0	0.0	0	0	-	0	0	0	0	0
1/3/21	at Den.	W	1/1	4	3	1	0.0	0.0	0	0	-	0	1	0	0	0
Totals				13/13	79	57	22	0.0	0.0	2	29	24	0	6	0	0

2019, OAKLAND (7-9)

Date	Opp.	W/L	GP/GS	TACKLES					INTERCEPTIONS					FUMBLES		
				Total	Solo	Asst.	Sacks	Yds.	No.	Yds.	Lg.	TD	PD	FF	FR	Yds.
9/9	Den.	W	1/1	5	1	4	0.0	0.0	0	0	-	0	1	0	0	0
9/15	KC	L		(RESERVE/INJURED LIST - SHOULDER)												
9/22	at Min.	L		(RESERVE/INJURED LIST - SHOULDER)												
9/29	at Ind.	W		(RESERVE/INJURED LIST - SHOULDER)												
10/6	Chi.	W		(RESERVE/INJURED LIST - SHOULDER)												
10/20	at GB	L		(RESERVE/INJURED LIST - SHOULDER)												
10/27	at Hou.	L		(RESERVE/INJURED LIST - SHOULDER)												
11/3	Det.	W		(RESERVE/INJURED LIST - SHOULDER)												
11/7	LAC	W		(RESERVE/INJURED LIST - SHOULDER)												
11/17	Cin.	W		(RESERVE/INJURED LIST - SHOULDER)												
11/24	at NYJ	L		(RESERVE/INJURED LIST - SHOULDER)												
12/1	at KC	L		(RESERVE/INJURED LIST - SHOULDER)												
12/8	Ten.	L		(RESERVE/INJURED LIST - SHOULDER)												
12/15	Jac.	L		(RESERVE/INJURED LIST - SHOULDER)												
12/22	at LAC	W		(RESERVE/INJURED LIST - SHOULDER)												
12/29	at Den.	L		(RESERVE/INJURED LIST - SHOULDER)												
Totals				1/1	5	1	4	0.0	0.0	0	0	-	0	1	0	0



DAVANTE ADAMS

17

POSITION: Wide Receiver
HT/WT: 6-1/215
ACQUIRED: TR-22 (GB)
BORN: 12/24/92

NFL SEASON: 9
RAIDERS SEASON: 1
COLLEGE: Fresno State
HOMETOWN: East Palo Alto, Calif.

TRANSACTIONS: Selected by Green Bay Packers in the second round (53rd overall) of the 2014 NFL Draft, May 9, 2014. ... Re-signed by Packers to contract extension, Dec. 29, 2017. ... Acquired via trade by Las Vegas Raiders, March 17, 2022.

CAREER: Veteran wide receiver enters his ninth season in the NFL and first with the Raiders. ... A five-time Pro Bowler (2017-21) and two-time Associated Press All-Pro First Team selection (2020-21), has appeared in 116 games with 109 starts, recording 669 receptions for 8,121 yards with 73 TDs. ... In 11 career postseason games, has registered 72 catches for 910 yards with eight TDs. ... In 2021, set franchise single-season records with 123 receptions and 1,553 receiving yards, while adding 11 TDs. ... Posted 115 receptions in 2020 and tied WR Sterling Sharpe (1994) for the most receiving TDs in a season in Green Bay history with a league-best 18, becoming the first player in NFL history with 100-plus receptions and 18-plus receiving TDs in a season. ... In 2019, started all 12 games he appeared in and led the team with 83 receptions for 997 yards (12.0 avg.) and five TDs (tied for team lead). ... In 2018, started all 15 games he appeared in and led the team with 111 receptions for 1,386 yards (12.5 avg.) and 13 TDs. ... In 2017, started all 14 games he played in and led the team with 74 catches for a team-high 885 yards (12.0 avg.) and 10 TDs. ... In 2016, played in all 16 games with 15 starts and posted 75 catches for 997 yards (13.3 avg.) and 12 TDs. ... Played in 13 games with 12 starts and registered 50 receptions for 483 yards (9.7 avg.) and a TD in 2015. ... Appeared in all 16 games with 11 starts as a rookie in 2014 and recorded 38 catches for 446 yards (11.7 avg.) and three TDs.

AT A GLANCE

- Is the only player in NFL history with three seasons (2018, 2020-21) of 110-plus catches, 1,350-plus receiving yards and 11-plus receiving TDs.
- Leads the NFL in receptions (581), receiving TDs (69), red-zone receiving TDs (53) and games with at least one TD catch (51) since 2016 and ranks No. 2 in the league in receiving yards (7,192) over that span.
- Led the NFL in receiving TDs, receiving yards per game (98.1) and receptions per game (8.2) in 2020, becoming the first NFL player to lead the league in all three categories since Sharpe in 1992.


2021 (WITH GB): Started all 16 games he appeared in and led the team with a franchise single-season record 123 catches for a team single-season record 1,553 yards (12.8 avg.) and a team-high 11 TDs. ... Was a unanimous first-team All-Pro selection by The Associated Press, becoming the first Green Bay WR to earn AP All-Pro honors in back-to-back years since Sterling Sharpe in 1992-93. ... Was named to the All-NFL team by the PFWA. ... Named a Pro Bowl starter, his fifth straight selection. ... Ranked No. 2 in the league in receptions and No. 3 in receiving yards. ... Became just the sixth player in NFL history with 120-plus receptions, 1,500-plus receiving yards and 11-plus receiving TDs in a season. ... Ranked No. 2 in the league with eight 100-yard receiving games. ... **(9/12) at NO:** Finished with five receptions for 56 yards (11.2 avg.). ... **(9/20) vs. Det.:** Led the team with eight receptions for 121 yards (15.1 avg.) with a 50-yard long. ... **(9/26) at SF:** Recorded a team-high 12 receptions for 132 yards (11.0 avg.) and one TD. ... Marked his sixth career game with 12-plus receptions. ... Finished with a season-high nine receiving first downs. ... **(10/3) vs. Pit.:** Posted a team-high six receptions for 64 yards (10.7 avg.). ... **(10/10) at Cin.:** Posted 11 receptions for a career-high 206 yards (18.7 avg.) and one TD. ... His 206 yards were the most receiving yards by a Packer since WR Jordy Nelson registered 209 in 2014. ... Marked the 26th 100-yard receiving game of his career as he moved past Nelson (25) for sole possession of the No. 3 spot in franchise history. ... Matched his season high with nine receiving first downs. ... Became only the second Packer to post 10-plus catches, 100-plus receiving yards and one receiving TD in back-to-back road games. ... **(10/17) at Chi.:** Led the team with 89 receiving yards on four catches (22.3 avg.). ... **(10/24) vs. Was.:** Finished with six receptions for a team-high 76 yards (12.7 avg.) and one TD. ... **(11/7) at KC:** Recorded six receptions for 42 yards (7.0 avg.). ... **(11/14) vs. Sea.:** Posted a team-high seven receptions for 78 yards (11.1 avg.). ... **(11/21) at Min.:** Led the team with seven catches for a team-high 115 yards (16.4 avg.) and two TDs. ... **(11/28) vs. LAR:** Recorded eight receptions for 104 yards (13.0 avg.), marking his 28th career 100-yard receiving game. ... Surpassed the 1,000-yard receiving mark for the second straight season. ... **(12/12) vs. Chi.:** Finished with a team-high 10 receptions for 121 yards (12.1 avg.) and two TDs. ... Marked his fifth game since 2020 with 10-plus catches, 100-plus receiving yards and multiple receiving TDs, the most in league history over a two-season span. ... Became the first player in team history to register three consecutive games with seven-plus receptions and 100-plus receiving yards. ... **(12/19) at Bal.:** Registered six catches for 44 yards (7.3 avg.) and one TD. ... Posted a 3-yard TD to mark the 70th TD catch of his career as he moved past Nelson (69) for No. 2 all-time behind only Hutson (99). ... **(12/25) vs. Cle.:** Led the team with 10 receptions for 114 yards (11.4 avg.) and two TDs. ... Recorded his NFL-record eighth career game with 10-plus catches, 100-plus receiving yards and multiple TD catches. ... On his 9-yard TD from QB Aaron Rodgers, the 66th of his career, surpassed Rodgers and Nelson (65) as the most productive TD combo in team history. ... Registered his 30th career 100-yard receiving game as he moved past Nelson (29) for sole possession of the No. 2 spot in team history. ... **(1/22) vs. Min.:** Finished with a team-high 11 receptions for 136 yards (12.4 avg.) and one TD. ... Became the first player in team history to post 10-plus catches, 100-plus receiving yards and a receiving TD in back-to-back games. ... Surpassed the 8,000-yard receiving mark for his career as he joined Harrison and Fitzgerald as the only players in NFL history with 650-plus catches, 8,000-plus receiving yards and 70-plus receiving yards in their first eight seasons. ... **(1/29) at Det.:** Posted six receptions for 55 yards (9.2 avg.). ... **Postseason: (1/22/22) vs. SF:** Tied the single-game franchise postseason record with nine receptions for 90 yards (10.0 avg.).

2020 (WITH GB): Started all 14 games he played in and posted 115 receptions for 1,374 yards (11.9 avg.) and 18 TDs. ... Tied WR Sterling Sharpe's single-season team record set in 1994 for receiving TDs. ... Became the first player in NFL history to register 100-plus receptions and 18-plus receiving TDs in a season. ... Led the NFL in receiving TDs, receiving yards per game (98.1) and receptions per game (8.2), becoming the first NFL player to lead the league in all three categories since Sharpe in 1992. ... Ranked tied for No. 2 in the league in receptions, tied for No. 5 in receiving yards and tied for No. 2 in 100-yard receiving games (career-high seven) despite missing two games due to injury. ... Earned first-team All-Pro honors from Associated Press. ... Earned first-team All-NFL honors from the PFWA. ... Was selected to his fourth straight Pro Bowl. ... Joined Sharpe as the only players in team history with two 100-catch seasons. ... Posted four games with 10-plus receptions, 100-plus receiving yards and two-plus receiving TDs, the most in NFL history by a player in an single season. ... Registered five games with 10-plus catches, the most in a season in team history and tied for the most in the league in 2020. ... Had multiple TD catches in five games, the second most in franchise

ADAMS

history. ... Posted three TD catches in a game twice on the season, tying the franchise mark (Hutson, 1938 and 1942; Sharpe, 1994). ... Matched his career high by posting a TD catch in 11 games (tied for No. 1 in the NFL). ... Had five games with 10-plus catches, 100-plus receiving yards and a receiving TD, the second most in a season in league history (WR Michael Thomas, six in 2019). ... Posted two games on the season with 13-plus catches, 150-plus receiving yards and two-plus receiving TDs (Weeks 1 and 7), tied for the most in NFL history (Anquan Boldin, 2007; Dwayne Bowe, 2010). ... Became the first player in team history to have three games with 10-plus catches and 150-plus receiving yards in a season. ... Had seven games with 100-plus receiving yards and a TD, tied with WR Jordy Nelson (2014) for the most in franchise history. ... Led the NFL in red-zone receptions (23) and TDs (14). ... Ranked No. 1 in the NFL in third-down receiving yards (405), No. 3 in third-down catches (29) and tied for No. 3 in third-down TD receptions (four). ... Also started both playoff games and posted 18 receptions for 133 yards (7.4 avg.) and two TDs. ... His 18 catches in the playoffs were his most in a single postseason and tied for the third most in team history. ... **(9/13) at Min.:** Tied WR Don Hutson's single-game franchise record for receptions with 14 catches for 156 yards (11.1 avg.) and two TDs. ... Recorded nine catches for 103 yards (11.4 avg.) and one TD in the first half, matching his career high for receptions in a half (nine in the first half at Minnesota in 2019). ... **(9/20) vs. Det.:** Posted three receptions for 36 yards (12.0 avg.). ... **(10/25) at Hou.:** Posted a career-high 196 receiving yards and two TDs on 13 receptions (15.1 avg.). ... **(11/1) vs. Min.:** Registered a career-high three TD receptions. ... **(11/5) at SF:** Hauled in 10 passes for 173 yards (17.3 avg.) and one TD, becoming just the second player in NFL history to have three games in a season with 10-plus receptions, 150-plus receiving yards and one receiving TD (Calvin Johnson, 2012). ... Posted 118 receiving yards in the second half, the most in his career in a second half. ... **(11/22) at Ind.:** Led the team with 106 yards and a TD on seven receptions (15.1 avg.). ... **(11/29) vs. Chi.:** Led the team with six receptions for 61 yards (10.2 avg.), including a 12-yard TD pass from Rodgers. ... **(12/6) vs. Phi.:** Finished with 10 receptions for 121 yards (12.1 avg.) and two TDs, tying a franchise record by posting a receiving TD in his seventh straight game. ... **(12/13) at Det.:** Led the team with seven receptions for 115 yards (16.4 avg.) and one TD, becoming the first player in franchise history to register a TD catch in eight consecutive games. ... **(12/27) vs. Ten.:** Recorded a team-high 11 receptions for 142 yards (12.9 avg.) and matched his career high with three TD catches. ... **(1/3/21) at Chi.:** Posted a team-high six receptions for 46 yards (7.7 avg.) and one TD. ... His 115 receptions surpassed Sharpe (112 in 1993) for the single-season franchise record. ... **Postseason: (1/16/21) vs. LAR:** Tied his single-game postseason franchise record for receptions with nine catches for 66 yards (7.3 avg.) and one TD. ... Became the first player in team history to register nine receptions in back-to-back playoff games. ... **(1/24/21) vs. TB:** Tied the single-game franchise playoff record with nine receptions for 67 yards (7.4 avg.) and a TD, his third straight playoff game with nine receptions as he matched WR Julian Edelman's NFL postseason record. ... Brought his career reception total in the postseason to 63 as he moved into sole possession of the No. 1 spot in team history ahead of Nelson (54).

2019 (WITH GB): Started all 12 games he appeared in and led the team with 83 receptions for 997 yards (12.0 avg.) and five TDs. ... Was named to the Pro Bowl for his third straight season (2017-19). ... Was inactive for four contests with a toe injury. ... Ranked No. 5 in the NFL in receiving yards per game (83.1), becoming the first Packer to finish in the top five in the NFL in receiving yards per game in back-to-back seasons since Sharpe in 1992-93. ... Ranked No. 4 in the league in receptions per game (6.9). ... Recorded a team-high five 100-yard receiving games. ... Started both games in the playoffs and led the team with 17 receptions for 298 yards (17.5 avg.) and two TDs. ... Tied a single-postseason team record with two 100-yard receiving games. ... **(9/15) vs. Min.:** Finished with seven receptions for 106 yards (15.1 avg.). ... **(9/26) vs. Phi.:** Posted a season-high 180 receiving yards on 10 receptions (18.0 avg.). ... Marked his eighth career game with 10-plus receptions as he moved past Sharpe and WR Donald Driver to set a new team record. ... Recorded 107 receiving yards on six catches (17.8 avg.) in the first quarter, the most receiving yards in a first quarter by a Packer since WR Javon Walker in 2004. ... Finished the first half with 158 receiving yards since 1998. ... **(11/10) vs. Car.:** Posted a team-high 118 yards on seven receptions (16.9 avg.). ... **(12/15) vs. Chi.:** Hauled in seven passes for 103 yards (14.7 avg.) and one TD. ... **(12/23) at Min.:** Registered 13 receptions for 116 yards (8.9 avg.), joining Hutson as the only players in franchise history to register two career games with 13-plus receptions. ... **Postseason: (1/12/20) vs. Sea.:** Set a franchise playoff record with 160 receiving yards and two TDs on eight receptions (20.0 avg.). ... Became the first player in team history to register 150-plus receiving yards and two-plus receiving TDs in a playoff game. ... **(1/19/20) at SF:** Tied a single-game franchise record for 138 yards (15.3 avg.). ... Became just the second player in NFL history to post back-to-back games with eight-plus receptions and 130-plus receiving yards in a single postseason. ... Registered the fourth 100-yard receiving game of his career for the most in team playoff history.



2018 (WITH GB): Started all 15 games he appeared in and led the team with 111 receptions for 1,386 yards (12.5 avg.) and 13 TDs. ... Was selected to his second straight Pro Bowl. ... Was tied for No. 2 in the NFL in receiving TDs, tied for No. 6 in receptions and ranked No. 7 in receiving yards. ... Became just the third player in team history to register 100-plus receptions in a season. ... Led the league with 12 TD catches in the red zone and ranked No. 2 in the NFL in red-zone receiving yards (133). ... Posted a TD catch in a career-high 11 games on the season (No. 2 in the NFL). ... Was tied for No. 2 in the NFL with four 130-yard receiving games, tied for the second most in a season in franchise history. ... **(9/9) vs. Chi.:** Posted five receptions for 88 yards (17.6 avg.) and one TD. ... **(9/16) vs. Min.:** Recorded eight catches for 64 yards and one TD. ... **(9/23) at Was.:** Hauled in seven passes for 52 yards and one TD. ... **(10/7) at Det.:** Led the team with nine receptions for 140 yards (15.6 avg.) and one TD. ... **(10/15) vs. SF:** Finished with 10 receptions for 132 yards (13.2 avg.) and two TDs. ... **(10/28) at LAR:** Led the team with 133 receiving yards on five receptions (26.6 avg.), becoming the second player in team history to record 130-plus receiving yards in three consecutive games. ... Became the first NFL player with a streak of three straight games with 130-plus receiving yards since WR Odell Beckham Jr. in 2015. ... Set a career high (min. four receptions) with his average of 26.6 yards per catch. ... **(11/15) at Sea.:** Led the team with a season-high 166 yards receiving on 10 receptions (16.6 avg.). ... **(11/25) at Min.:** Posted five receptions for 69 yards (13.8 avg.) and one TD. ... Surpassed the 1,000-yard receiving mark on the season for the first time in his career. ... **(12/16) at Chi.:** Finished with a team-high eight receptions for 119 yards (14.9 avg.), including six catches for 100 yards (16.7 avg.) in the second half.

2017 (WITH GB): Started all 14 games he played in and led the team with 74 catches for a team-high 885 yards (12.0 avg.) and 10 TDs...Was tied for No. 2 in the league in TD catches and tied for No. 4 in the NFL in red-zone TD catches with seven...Was selected to his first career Pro Bowl... **(9/17) at Atl.:** Recorded eight catches for 99 yards (12.4 avg.) and one TD... **(9/24) vs. Cin.:** Made three catches for 60 yards (20.0 avg.)... **(10/8) at Dal.:** Led the team with seven receptions for 66 yards (9.4 avg.) and two TDs... **(11/12) at Chi.:** Posted five receptions for 90 yards (18.0 avg.) and one TD... **(11/19) vs. Bal.:** Finished with a season-high 126 yards on eight receptions (15.8 avg.) **(11/26) at Pit.:** Hauled in five passes for 82 yards and one TD... **(12/10) at Cle.:** Posted a season-high 10 receptions for 84 yards (8.4 avg.) and two TDs... **(12/17) at Car.:** Recorded five receptions for 57 yards (11.4 avg.) and one TD.

2016 (WITH GB): Played in all 16 games with 15 starts and posted 75 catches for 997 yards (13.3 avg.) and 12 TDs...Was named an alternate for the Pro Bowl...Was tied for No. 2 in the NFL in TD catches...Recorded at least one TD grab in nine games on the season, tied for No. 2 in the NFL behind Nelson (11)...Registered four 100-yard receiving games...Was tied for the league lead with three multi-receiving-TD games...Posted two games with both 100-plus receiving yards and two TD catches, tied for the NFL lead...Started all three postseason games and finished third on the team with 16 receptions for 217 yards (13.6 avg.) and two TDs... **(9/11) at Jac.:** Posted three receptions for 50 yards (16.7 avg.) and one TD... **(9/25) vs. Det.:** Hauled in two passes for 23 yards (11.5 avg.) and one TD... **(10/9) vs. NYG:** Recorded five catches for 85 yards (17.0 avg.) and one TD... **(10/20) vs. Chi.:** Posted a season-high 13 catches for 132 yards (10.2 avg.) and two TDs...Named NFC Offensive Player of the Week for his performance, his first time winning the award... **(10/30) at Atl.:** Led the team with 12 catches for 74 yards (6.2 avg.) to become the first player in team history to register 12-plus receptions in back-to-back games... **(11/13) at Ten.:** Registered a season-high 156 yards receiving on six catches (26.0 avg.)... **(12/11) vs. Sea.:** Finished with 104 receiving yards and one TD on four catches (26.0 avg.)... **Postseason: (1/8/17) vs. NYG:** Posted a team-leading eight catches for 125 yards (15.6 avg.) and one TD.

2015 (WITH GB): Played in 13 games with 12 starts and registered 50 receptions for 483 yards (9.7 avg.) and one TD...Was inactive for three games due to an ankle injury...Played in and started one playoff contest, catching four passes for 48 yards (12.0 avg.) and one TD... **(9/13) at Chi.:** Posted four receptions for 59 yards (14.8 avg.)... **(9/20) vs. Sea.:** Recorded five catches for 33 yards (6.6 avg.)... **(11/8) at Car.:** Registered a team-leading seven catches for a season-high 93 yards (13.3 avg.)... **(11/15) vs. Det.:** Led the team with a season-best 10 receptions for 79 yards (7.9 avg.)... **(11/22) at Min.:** Posted three catches for 36 yards (12.0 avg.)... **(12/3) at Det.:** Hauled in four passes for 21 yards (5.3 avg.) and one TD... **(12/20) at Dak.:** Recorded five receptions for 32 yards (6.4 avg.)... **(1/3/16) vs. Min.:** Registered four catches for 54 yards (13.5 avg.)... **Postseason: (1/10/16) at Was.:** Posted four catches for 48 yards (12.0 avg.) and one TD before exiting with a knee injury.

2014 (WITH GB): Appeared in all 16 games with 11 starts as a rookie and had 38 catches for 446 yards (11.7 avg.) and three TDs...Also started both playoff games and recorded eight catches for 124 yards (15.5 avg.) and one TD... **(9/4) at Sea.:** Made his NFL debut... **(9/14) vs. NYJ:** Finished with five receptions for 50 yards (10.0 avg.)... **(10/2) vs. Min.:** Made his first NFL start and registered his first career TD... **(10/12) vs. Mia.:** Posted six receptions for 77 yards (12.8 avg.)... **(10/26) at NO:** Posted a season-high seven receptions for 75 yards (10.7 avg.)... **(10/30) vs. NE:** Finished with a season-high 121 yards receiving on six catches (20.2 avg.), the best receiving-yardage total by a Green Bay rookie since Sharpe's 124-yard outing vs. Detroit on Nov. 20, 1988... **Postseason: (1/11/15) vs. Dal.:** Led the team with 117 receiving yards and one TD on seven catches (16.7 avg.)...Both his yardage and reception totals setting franchise playoff records by a rookie.

COLLEGE: Started all 26 games he appeared at Fresno State from 2012-13, totaling 233 receptions for 3,030 yards (13.0 avg.) and 38 TDs...Set school career records for receptions and TD catches, despite playing just two seasons for the Bulldogs...Caught at least one TD pass in 22 of 26 games, highlighted by a streak of 11 straight games with a TD grab (school and Mountain West records)...Posted 13 games with 100-plus receiving yards during his career, a school record...As a sophomore in 2013, started all 13 games and caught 131 passes for 1,718 yards (13.1 avg.) and 24 TDs...Led the nation in receptions and receptions per game (10.1), while ranking second in the country in receiving yards per game (132.2)...Set a Mountain West Conference record with his 24 TD grabs, ranking No. 4 in single-season FBS history...His 1,718 receiving yards set a school record and ranked No. 2 in the country...Posted three 200-yard receiving games...Posted six double-digit-reception games, the most in the nation...Registered seven 100-yard receiving games...Earned first-team All-Mountain West honors for the second straight season...Won the Paul Warfield Award, which is presented to the nation's best receiver by the Touchdown Club of Columbus...As a freshman in 2012, led the Mountain West in every receiving category, catching 102 passes for 1,312 yards (12.9 avg.) and 14 TDs...All three of the totals were school and conference records by a freshman and led all FBS freshmen in 2012...Ranked eighth in the FBS in total receptions, ninth in receptions per game (7.85) and receiving yards, and 10th in receiving yards per game (100.9)...Became the first receiver in school history to have three games with 10-plus receptions in a single season...Had six 100-yard receiving games and four games with two TD catches...Was a unanimous first-team All-Mountain West selection, becoming the first freshman and the second WR in conference history to be a unanimous first-team choice...Was named the 2012 Mountain West Conference Freshman of the Year, becoming just the third player in school history to earn the honor...Named a Freshman All-American by CBSSports.com, Phil Steele's College Football and Sporting News...Named a fourth-team All-American by Phil Steele's College Football and an honorable mention All-American by Sports Illustrated...Was a nominee for the College Football Performance Awards National Freshman Performer of the Year Award and was added to the midseason watch list for the Biletnikoff Award.

PERSONAL: Attended Palo Alto (Calif.) High School, where he helped lead his team to a CIF state championship as a senior in 2010...Registered 63 receptions for 1,094 yards (17.4 avg.) and 11 TDs in his senior season...Added 44 tackles, including two for a loss, two forced fumbles, an INT and four passes defended at cornerback...As a junior, caught 29 passes for 484 yards (16.7 avg.) and seven TDs...Also lettered all four years in basketball, averaging 20.0 points, 5.8 rebounds and 5.4 assists as a senior and 15.0 points, 8.0 rebounds and 7.0 assists as a junior.

SINGLE-GAME HIGHS: RECEIVING: Receptions – 14, 9/13/20 at Min. Yards – 206, 10/10/21 at Cin. Long – 66t, 12/11/16 vs. Sea. Touchdowns – 3, two times; last: 12/27/20 vs. Ten.

DAVANTE ADAMS' CAREER STATISTICS

Year	Team	GP	GS	RECEIVING					RUSHING					TOTAL OFFENSE
				Rec.	Yds.	Avg.	Lg.	TD	Att.	Yds.	Avg.	Lg.	TD	
2014	Green Bay	16	11	38	446	11.7	45	3	0	0	-	-	0	446
2015	Green Bay	13	12	50	483	9.7	40	1	0	0	-	-	0	483
2016	Green Bay	16	15	75	997	13.3	66t	12	0	0	-	-	0	997
2017	Green Bay	14	14	74	885	12.0	55t	10	0	0	-	-	0	885
2018	Green Bay	15	15	111	1,386	12.5	57	13	0	0	-	-	0	1386
2019	Green Bay	12	12	83	997	12.0	58	5	0	0	-	-	0	997
2020	Green Bay	14	14	115	1,374	11.9	56t	18	0	0	-	-	0	1374
2021	Green Bay	16	16	123	1,553	12.6	59	11	0	0	-	-	0	1553
Totals		116	109	669	8,121	12.1	66t	73	0	0	-	-	0	8,121
POSTSEASON														
2014	Green Bay	2	2	8	124	15.5	46t	1	0	0	-	-	0	124
2015	Green Bay	1	0	4	48	12.0	20	1	0	0	-	-	0	48
2016	Green Bay	3	3	16	217	13.6	32	2	0	0	-	-	0	217
2019	Green Bay	2	2	17	298	17.5	65	2	0	0	-	-	0	298
2020	Green Bay	2	2	18	133	7.4	21	2	0	0	-	-	0	133
2021	Green Bay	1	1	9	90	10.0	25	0	0	0	-	-	0	90
Totals		11	10	72	910	12.6	65	8	0	0	-	-	0	910

DAVANTE ADAMS GAME-BY-GAME

2021, GREEN BAY (13-4)

Date	Opp.	W/L	GP/GS	RECEIVING					RUSHING					TOTAL OFFENSE
				Rec.	Yds.	Avg.	Lg.	TD	Att.	Yds.	Avg.	Lg.	TD	
9/12	at No.	L	1/1	5	56	11.2	31	0	0	0	-	-	0	56
9/20	Det.	W	1/1	8	121	15.1	50	0	0	0	-	-	0	121
9/26	at SF	W	1/1	12	132	11	25	1	0	0	-	-	0	132
10/3	Pit.	W	1/1	6	64	10.7	21	0	0	0	-	-	0	64
10/10	at Cin.	W	1/1	11	206	18.7	59	1	0	0	-	-	0	206
10/17	at Chi.	W	1/1	4	89	22.3	41	0	0	0	-	-	0	89
10/24	Was.	W	1/1	6	76	12.7	26	1	0	0	-	-	0	76
10/28	at Ari.	W		(RESERVE/COVID-19)										
11/7	at KC	L	1/1	6	42	7	14	0	0	0	-	-	0	42
11/14	Sea.	W	1/1	7	78	11.1	34	0	0	0	-	-	0	78
11/21	at Min.	L	1/1	7	115	16.4	37	2	0	0	-	-	0	115
11/28	LAR	W	1/1	8	104	13	43	0	0	0	-	-	0	104
12/12	Chi.	W	1/1	10	121	12.1	38t	2	0	0	-	-	0	121
12/19	at Bal.	W	1/1	6	44	7.3	16	1	0	0	-	-	0	44
12/25	Cle.	W	1/1	10	114	11.4	33	2	0	0	-	-	0	114
1/2/22	Min.	W	1/1	11	136	12.4	30	1	0	0	-	-	0	136
1/9/22	at Det.	L	1/1	6	55	9.2	16	0	0	0	-	-	0	55
Totals			16/16	123	1553	12.6	59	11	0	0	-	-	0	1,553
POSTSEASON														
1/22/22	SF	L	1/1	9	90	10.0	25	0	0	0	-	-	0	90
Totals			1/1	9	90	10.0	25	0	0	0	-	-	0	90

2020, GREEN BAY (13-3)

Date	Opp.	W/L	GP/GS	RECEIVING					RUSHING					TOTAL OFFENSE
				Rec.	Yds.	Avg.	Lg.	TD	Att.	Yds.	Avg.	Lg.	TD	
9/13	at Min.	W	1/1	14	156	11.1	40	2	0	0	-	-	0	156
9/20	Det.W	1/1	3	36	12.0	17	0	0	0	-	-	0	36	
9/27	at NO	W		(INACTIVE - ANKLE/FOOT)										
10/5	Atl.	W		(INACTIVE - ANKLE/FOOT)										
10/18	at TB	L	1/1	6	61	10.2	18	0	0	0	-	-	0	61
10/25	at Hou.	W	1/1	13	196	15.1	45t	2	0	0	-	-	0	196
11/1	Min.	L	1/1	7	53	7.6	15	3	0	0	-	-	0	53
11/5	at SF	W	1/1	10	173	17.3	49	1	0	0	-	-	0	173
11/15	Jac.	W	1/1	8	66	8.3	22	1	0	0	-	-	0	66
11/22	at Ind.	L	1/1	7	106	15.1	33	1	0	0	-	-	0	106
11/29	Chi.	W	1/1	6	61	10.2	15	1	0	0	-	-	0	61
12/6	Phi.	W	1/1	10	121	12.1	42	2	0	0	-	-	0	121
12/13	at Det.	W	1/1	7	115	16.4	56t	1	0	0	-	-	0	115
12/19	Car.	W	1/1	7	42	6.0	14	0	0	0	-	-	0	42
12/27	Ten.	W	1/1	11	142	12.9	32	3	0	0	-	-	0	142
1/3/21	at Chi.	W	1/1	6	46	7.7	9	1	0	0	-	-	0	46
Totals			14/14	115	1,374	11.9	56t	18	0	0	-	-	0	1,374
POSTSEASON														
1/16/21	LAR	W	1/1	9	66	7.3	21	1	0	0	-	-	0	66
1/24/21	TB	L	1/1	9	67	7.4	15	1	0	0	-	-	0	67
Totals			2/2	18	133	7.4	21	2	0	0	-	-	0	133

2019, GREEN BAY (13-3)

Date	Opp.	W/L	GP/GS	RECEIVING					RUSHING					TOTAL OFFENSE
				Rec.	Yds.	Avg.	Lg.	TD	Att.	Yds.	Avg.	Lg.	TD	
9/5	at Chi.	W	1/1	4	36	9.0	11	0	0	0	-	-	0	36
9/15	Min.	W	1/1	7	106	15.1	39	0	0	0	-	-	0	106
9/22	Den.	W	1/1	4	56	14.0	22	0	0	0	-	-	0	56
9/26	Phi.	L	1/1	10	180	18.0	58	0	0	0	-	-	0	180
10/6	at Dal.	W		(INACTIVE)										
10/14	Det.	W		(INACTIVE)										
10/20	Oak.	W		(INACTIVE)										
10/27	at KC	W		(INACTIVE)										
11/3	at LAC	L	1/1	7	41	5.9	9	0	0	0	-	-	0	41
11/10	Car.	W	1/1	7	118	16.9	38	0	0	0	-	-	0	118
11/24	at SF	L	1/1	7	43	6.1	14	1	0	0	-	-	0	43
12/1	at NYG	W	1/1	6	64	10.7	25	2	0	0	-	-	0	64
12/8	Was.	W	1/1	4	41	10.3	15	0	0	0	-	-	0	41
12/15	Chi.	W	1/1	7	103	14.7	34	1	0	0	-	-	0	103
12/23	at Min.	W	1/1	13	116	8.9	18	0	0	0	-	-	0	116
12/29	at Det.	W	1/1	7	93	13.3	33	1	0	0	-	-	0	93
Totals			12/12	83	997	12.0	58	5	0	0	-	-	0	997
POSTSEASON														
1/12/20	Sea.	W	1/1	8	160	20.0	40t	2	0	0	-	-	0	160
1/19/20	at SF	L	1/1	9	138	15.3	65	0	0	0	-	-	0	138
Totals			2/2	17	298	17.5	65	2	0	0	-	-	0	298

2018, GREEN BAY (6-9-1)

Date	Opp.	W/L	GP/GS	RECEIVING					RUSHING					TOTAL OFFENSE
				Rec.	Yds.	Avg.	Lg.	TD	Att.	Yds.	Avg.	Lg.	TD	
9/9	Chi.	W	1/1	5	88	17.6	51	1	0	0	-	-	0	88
9/16	Min.	T	1/1	8	64	8.0	16	1	0	0	-	-	0	64
9/23	at Was.	L	1/1	7	52	7.4	16	1	0	0	-	-	0	52
9/30	Buf.	W	1/1	8	81	10.1	25	0	0	0	-	-	0	81
10/7	at Det.	L	1/1	9	140	15.6	30	1	0	0	-	-	0	140
10/15	SF	W	1/1	10	132	13.2	38	2	0	0	-	-	0	132
10/28	at LAR	L	1/1	5	133	26.6	48	0	0	0	-	-	0	133
11/4	at NE	L	1/1	6	40	6.7	10	1	0	0	-	-	0	40
11/11	Mia.	W	1/1	4	57	14.3	25t	2	0	0	-	-	0	57
11/15	at Sea.	L	1/1	10	166	16.6	57	0	0	0	-	-	0	166
11/25	at Min.	L	1/1	5	69	13.8	36	1	0	0	-	-	0	69
12/2	Ari.	L	1/1	8	93	11.6	19	1	0	0	-	-	0	93
12/9	Atl.	W	1/1	7	81	11.6	22	1	0	0	-	-	0	81
12/16	at Chi.	L	1/1	8	119	14.9	28	0	0	0	-	-	0	119
12/23	at NYJ	W	1/1	11	71	6.5	16t	1	0	0	-	-	0	71
12/30	Det.	L		(INACTIVE)										
Totals			15/15	111	1,386	12.5	57	13	0	0	-	-	0	1,386

2017, GREEN BAY (7-9)

Date	Opp.	W/L	GP/GS	RECEIVING					RUSHING					TOTAL OFFENSE
				Rec.	Yds.	Avg.	Lg.	TD	Att.	Yds.	Avg.	Lg.	TD	
9/10	Sea.	W	1/1	3	47	15.7	21	0	0	0	-	-	0	47
9/17	at Atl.	L	1/1	8	99	12.4	33t	1	0	0	-	-	0	99
9/24	Cin.	W	1/1	3	60	20.0	41	0	0	0	-	-	0	60
9/28	Chi.	W	1/1	2	13	6.5	8	1	0	0	-	-	0	13
10/8	at Dal.	W	1/1	7	66	9.4	14	2	0	0	-	-	0	66
10/15	at Min.	L	1/1	5	54	10.8	19	1	0	0	-	-	0	54
10/22	NO	L	1/1	2	12	6.0	8	0	0	0	-	-	0	12
11/6	Det.	L	1/1	7	53	7.6	9	0	0	0	-	-	0	53
11/12	at Chi.	W	1/1	5	90	18.0	42	1	0	0	-	-	0	90
11/19	Bal.	L	1/1	8	126	15.8	33	0	0	0	-	-	0	126
11/26	at Pit.	L	1/1	5	82	16.4	55t	1	0	0	-	-	0	82
12/3	TB	W	1/1	4	42	10.5	14	0	0	0	-	-	0	42
12/10	at Cle.	W	1/1	10	84	8.4	25t	2	0	0	-	-	0	84
12/17	at Car.	L	1/1	5	57	11.4	13t	1	0	0	-	-	0	57
12/23	Min.	L		(INACTIVE)										
12/31	at Det.	L		(INACTIVE)										
Totals			14/14	74	885	12.0	55t	10	0	0	-	-	0	885

2016, GREEN BAY (10-6)

Date	Opp.	W/L	GP/GS	RECEIVING					RUSHING					TOTAL OFFENSE
				Rec.	Yds.	Avg.	Lg.	TD	Att.	Yds.	Avg.	Lg.	TD	
9/11	at Jac.	W	1/1	3	50	16.7	29t	1	0	0	-	-	0	50
9/18	at Min.	L	1/1	3	26	8.7	13	0	0	0	-	-	0	26
9/25	Det.	W	1/0	2	23	11.5	14t	1	0	0	-	-	0	23
10/9	NYG	W	1/1	5	85	17.0	29t	1	0	0	-	-	0	85
10/16	Dal.	L	1/1	2	34	17.0	22	0	0	0	-	-	0	34
10/20	Chi.	W	1/1	13	132	10.2	24	2	0	0	-	-	0	132
10/30	at Atl.	L	1/1	12	74	6.2	22	0	0	0	-	-	0	74
11/6	Ind.	L	1/1	4	41	10.3	40	1	0	0	-	-	0	41
11/13	at Ten.	L	1/1	6	156	26.0	46	0	0	0	-	-	0	156
11/20	at Was.	L	1/1	3	42	14.0	37	0	0	0	-	-	0	42
11/28	at Phi.	W	1/1	5	113	22.6	50	2	0	0	-	-	0	113
12/4	Hou.	W	1/1	1	17	17.0	17	0	0	0	-	-	0	17
12/11	Sea.	W	1/1	4	104	26.0	66t	1	0	0	-	-	0	104
12/18	at Chi.	W	1/1	2	25	12.5	19	0	0	0	-	-	0	25
12/24	Min.	W	1/1	4	44	11.0	20t	1	0	0	-	-	0	44
1/1/17	at Det.	W	1/1	6	31	5.2	9t	2	0	0	-	-	0	31
Totals			16/15	75	997	13.3	66t	12	0	0	-	-	0	997
POSTSEASON														
1/8/17	NYG	W	1/1	8	125	15.6	31	1	0	0	-	-	0	125
1/15/17	at Dal.	W	1/1	5	76	15.2	32	0	0	0	-	-	0	76
1/22/17	at Atl.	L	1/1	3	16	5.3	8	1	0	0	-	-	0	16
Totals			3/3	16	217	13.6	32	2	0	0	-	-	0	217

2015, GREEN BAY (10-6)

Date	Opp.	W/L	GP/GS	RECEIVING					RUSHING					TOTAL OFFENSE
				Rec.	Yds.	Avg.	Lg.	TD	Att.	Yds.	Avg.	Lg.	TD	
9/13	at Chi.	W	1/1	4	59	14.8	25	0	0	0	-	-	0	59
9/20	Sea.	W	1/1	5	33	6.6	13	0	0	0	-	-	0	33
9/28	KC	W	1/1	0	0	-	-	0	0	0	-	-	0	0
10/4	at SF	W												
10/11	LAR	W												
10/18	SD	W												
11/1	at Den.	L	1/1	1	8	8.0	8	0	0	0	-	-	0	8
11/8	at Car.	L	1/1	7	93	13.3	40	0	0	0	-	-	0	93
11/15	Det.	L	1/1	10	79	7.9	18	0	0	0	-	-	0	79
11/22	at Min.	W	1/1	3	36	12.0	16	0	0	0	-	-	0	36
11/26	Chi.	L	1/1	2	14	7.0	8	0	0	0	-	-	0	14
12/3	at Det.	W	1/1	4	21	5.3	8t	1	0	0	-	-	0	21
12/13	Dal.	W	1/1	2	12	6.0	8	0	0	0	-	-	0	12
12/20	at Oak.	W	1/1	5	32	6.4	8	0	0	0	-	-	0	32
12/27	at Ari.	L	1/1	3	42	14.0	38	0	0	0	-	-	0	42
1/3/16	Min.	L	1/0	4	54	13.5	24	0	0	0	-	-	0	54
Totals			13/12	50	483	9.7	40	1	0	0	-	-	0	483
POSTSEASON														
1/10/16	at Was.	W	1/0	4	48	12.0	20	1	0	0	-	-	0	48
1/16/16	at Ari.	L												
Totals			1/0	4	48	12.0	20	1	0	0	-	-	0	48

2014, GREEN BAY (12-4)

Date	Opp.	W/L	GP/GS	RECEIVING					RUSHING					TOTAL OFFENSE
				Rec.	Yds.	Avg.	Lg.	TD	Att.	Yds.	Avg.	Lg.	TD	
9/4	at Sea.	L	1/0	0	0	-	-	0	0	0	-	-	0	0
9/14	NYJ	W	1/0	5	50	10.0	24	0	0	0	-	-	0	50
9/21	at Det.	L	1/0	2	11	5.5	9	0	0	0	-	-	0	11
9/28	at Chi.	W	1/0	2	18	9.0	15	0	0	0	-	-	0	18
10/2	Min.	W	1/1	1	11	11.0	11t	1	0	0	-	-	0	11
10/12	at Mia.	W	1/1	6	77	12.8	24	0	0	0	-	-	0	77
10/19	Car.	W	1/1	1	21	21.0	21t	1	0	0	-	-	0	21
10/26	at NO	L	1/1	7	75	10.7	16	0	0	0	-	-	0	75
11/9	Chi.	W	1/0	1	10	10.0	10	0	0	0	-	-	0	10
11/16	Phi.	W	1/1	2	13	6.5	7	1	0	0	-	-	0	13
11/23	at Min.	W	1/1	1	10	10.0	10	0	0	0	-	-	0	10
11/30	NE	W	1/1	6	121	20.2	45	0	0	0	-	-	0	121
12/8	Atl.	W	1/1	1	6	6.0	6	0	0	0	-	-	0	6
12/14	at Buf.	L	1/1	1	6	6.0	6	0	0	0	-	-	0	6
12/21	at TB	W	1/1	2	17	8.5	9	0	0	0	-	-	0	17
12/28	Det.	W	1/1	0	0	-	-	0	0	0	-	-	0	0
Totals			16/11	38	446	11.7	45	3	0	0	-	-	0	446
POSTSEASON														
1/11/15	Dal.	W	1/1	7	117	16.7	46t	1	0	0	-	-	0	117
1/18/15	at Sea.	L	1/1	1	7	7.0	7	0	0	0	-	-	0	7
Totals			2/2	8	124	15.5	46t	1	0	0	-	-	0	124



ANTHONY AVERETT

29

POSITION: Cornerback
HT/WT: 5-11/183
ACQUIRED: UFA-'22 (BAL.)
BORN: 11/30/94

NFL SEASON: 5
RAIDERS SEASON: 1
COLLEGE: Alabama
HOMETOWN: Woodbury, N.J.

TRANSACTIONS: Selected by Baltimore Ravens in the fourth round (118th overall) of the 2018 NFL Draft, April 27, 2018. ...Signed by Raiders as an unrestricted free agent, March 17, 2022.

CAREER: Enters his fifth NFL season and first with the Raiders after playing four years with the Baltimore Ravens. ...Has played in 44 career games with 21 starts and has totaled three INTs, 22 passes defended and 97 tackles (83 solo). ...In 2021, started a career-high 14 games and recorded three INTs for 21 yards in returns. ...Also notched a career-high with 11 passes defended and 54 tackles (46). ...In 2020, played in 10 games with four starts and racked up seven passes defended. ...Played in nine games with three starts in 2019, totaling 15 tackles (14) as Baltimore ranked fourth in the NFL total defense. ...As a rookie in 2018, saw action in 11 games in a reserve role and recorded two special teams stops.

AT A GLANCE

- Career totals include 44 appearances with 21 starts, 97 tackles (83 solo), three INTs and 22 passes defended, while adding four tackles on special teams.
- Set career highs across the board in 2021 with 14 starts, three INTs, 11 passes defended and 53 tackles (45).
- Drafted in the fourth round (118th overall) by the Ravens out of Alabama where he played on two National Championship teams.

2021 (WITH BAL.): Started all 14 games in which he appeared, producing career highs with 53 tackles (45), three INTs and 11 passes defended. ...Missed the final two games of the season due to injury. ...**(9/13) at LV:** Produced a career-high seven tackles and recorded his first-career INT. ...Pick came in the end zone during overtime. ...**(9/19) vs. KC:** Notched four tackles and one pass defended. ...Added a stop on special teams. ...**(10/3) at Den.:** Recorded an INT in the end zone to seal the game in the fourth quarter. ...Added three tackles and credited with one pass defended. ...**(10/11) vs. Ind.:** Tied a career high with seven tackles. ...helped limit Colts to one-for-four in the red zone. ...**(10/17) vs. LAC:** Had a team-high six tackles and one pass defended. ...**(10/24) vs. Cin.:** Tallied a team-high seven tackles and set a career high with three passes defended. ...**(12/12) vs. Cle.:** Posted five tackles and notched third INT of the season.

2020 (WITH BAL.): Played in 10 games with four starts, recording 27 tackles (22) and seven passes defended. ...Part of the NFL's second-ranked scoring defense (18.9 ppg) and No. 2 ranked third-down defense (34.0 avg.). ...**(9/22) at Hou.:** Collected four tackles. ...**(10/4) at Was.:** Made first start of the season, producing five solo tackles and one pass defended. ...**(12/8) vs. Dal.:** Set a then-career high with six tackles (five). ...**(12/27) vs. NYG:** Recorded five tackles (four) and was credited with two passes defended. ...Helped limit Giants to just one-for-10 (10 percent) on third down. ...**(1/2/21) at Cin.:** Helped limit Bengals to just 48 passing yards, marking the fewest net single-game passing yards allowed in Ravens franchise history. ...Notched two solo stops and two passes defended. ...**Postseason: (1/10/21) at Ten.:** Credited with a special teams tackle in a Wild Card victory. ...**(1/16/21) at Buf.:** Posted one tackle in AFC Divisional Playoff game.

2019 (WITH BAL.): Appeared in nine games with first three career starts. ...Notched 15 tackles (14) and two passes defended. ...**(9/8) at Mia.:** Registered four tackles and two passes defended. ...**(9/15) vs. Ari.:** Posted four solo tackles. ...Helped limit Cardinals to two-for-11 (18 percent) on third down. ...**(10/20) at Sea.:** Notched two tackles. ...**(12/29) vs. Pit.:** Credited with one tackle.

2018 (WITH BAL.): Played in 11 games and credited with five solo tackles for the league's top-ranked defense (292.9 avg.). ...**(9/9) vs. Buf.:** Posted first-career tackle and pass defended. ...**(11/25) vs. Oak.:** Saw first significant action on defense. ...**(12/29) at KC:** Recorded two solo tackles.

COLLEGE: Played in 36 career games with 27 starts at Alabama. ...Career totals included 98 tackles (71 solo), one INT, seven tackles for loss, two sacks, 16 passes defended and two forced fumbles. ...Two-year starter, helping Alabama to a 27-2 record during that span. ...Helped team to the 2017 National Championship. ...Also part of the Crimson Tide team that won the 2015 National Championship. ...In 2017, part of a group that led the nation in scoring defense (11.9 avg.), total defense (260.4 avg.) and rush defense (94.7 avg.). ...Named preseason first-team All-SEC. ...Named Defensive Player of the Week by Alabama coaches twice in 2017 and twice in 2016. ...Majorer in exercise science.

PERSONAL: Attended Woodbury (N.J.) High School. ...As a senior, posted 106 tackles, 12 passes defended and five INTs. ...Also lettered in track and field. ...Posted the nation's top high school long jump mark as a junior (25 feet, 2.5 inches). ...Won New Jersey state titles in the 55-meter dash and the high jump. ...Finished second in the long jump at the 2012 Penn Relays. ...Uncle, Bryant McKinnie, played tackle for 12 seasons in the NFL and was a member of Baltimore's Super Bowl XLVII championship team. ...Donated Shop Rite gift cards and athletic training equipment to students in his hometown in 2020.

ADDITIONAL STATISTICS: Special teams tackles – 2 in 2018, 1 in 2019, 1 in 2021; NFL Totals: 4

SINGLE-GAME HIGHS: TACKLES: Total – 7, three times; last: 10/24/21 vs. Cin. Solo – 7, 10/24/21 vs. Cin. Interceptions – 1, three times; last: 12/12/21 at Cle. Passes defended – 3, 10/24/21 vs. Cin.

AVERETT

ANTHONY AVERETT'S CAREER STATISTICS

Year	Team	GP	GS	TACKLES					INTERCEPTIONS					FUMBLES		
				Total	Solo	Asst.	Sacks	Yds.	No.	Yds.	Lg.	TD	PD	FF	FR	Yds.
2018	Baltimore	11	0	3	3	0	0.0	0.0	0	0	-	0	2	0	0	0
2019	Baltimore	9	3	14	13	1	0.0	0.0	0	0	-	0	2	0	0	0
2020	Baltimore	10	4	27	22	5	0.0	0.0	0	0	-	0	7	0	0	0
2021	Baltimore	14	14	53	45	8	0.0	0.0	3	21	21	0	11	0	0	0
Totals		44	21	97	83	14	0.0	0.0	3	21	21	0	22	0	0	0
POSTSEASON																
2018	Baltimore	1	0	0	0	0	0.0	0.0	0	0	-	0	0	0	0	0
2019	Baltimore	0	0	0	0	0	0.0	0.0	0	0	-	0	0	0	0	0
2020	Baltimore	2	1	1	1	0	0.0	0.0	0	0	-	0	0	0	0	0
Totals		3	1	1	1	0	0.0	0.0	0	0	-	0	0	0	0	0

ANTHONY AVERETT GAME-BY-GAME

2021, BALTIMORE (8-9)

Date	Opp.	W/L	GP/GS	TACKLES					INTERCEPTIONS					FUMBLES		
				Total	Solo	Asst.	Sacks	Yds.	No.	Yds.	Lg.	TD	PD	FF	FR	Yds.
9/13	at LV	L	1/1	7	6	1	0.0	0.0	1	0	0	0	1	0	0	0
9/19	KC	W	1/1	4	3	1	0.0	0.0	0	0	-	0	1	0	0	0
9/26	at Det.	W	1/1	2	2	0	0.0	0.0	0	0	-	0	1	0	0	0
10/3	at TB	W	1/1	4	3	1	0.0	0.0	1	0	0	0	1	0	0	0
10/11	Ind.	W	1/1	7	5	2	0.0	0.0	0	0	-	0	0	0	0	0
10/17	LAC	W	1/1	6	5	1	0.0	0.0	0	0	-	0	1	0	0	0
10/24	Cin.	L	1/1	7	7	0	0.0	0.0	0	0	-	0	3	0	0	0
11/7	Min.	W	1/1	1	0	1	0.0	0.0	0	0	-	0	0	0	0	0
11/11	at Mia.	L	1/1	4	4	0	0.0	0.0	0	0	-	0	1	0	0	0
11/21	at Chi.	W		(INACTIVE)												
11/28	Cle.	W	1/1	0	0	0	0.0	0.0	0	0	-	0	0	0	0	0
12/5	at Pit.	L	1/1	3	3	0	0.0	0.0	0	0	-	0	0	0	0	0
12/12	at Cle.	L	1/1	5	4	1	0.0	0.0	1	21	21	0	2	0	0	0
12/19	GB	L	1/1	1	1	0	0.0	0.0	0	0	-	0	0	0	0	0
12/26	at Cin.	L	1/1	2	2	0	0.0	0.0	0	0	-	0	0	0	0	0
1/2/22	LAR	L		(INACTIVE - CHEST/RIB)												
1/9/22	Pit.	L		(INACTIVE - CHEST/RIB)												
Totals			14/14	53	45	8	0.0	0.0	3	21	21	0	11	0	0	0

2020, BALTIMORE (11-5)

Date	Opp.	W/L	GP/GS	TACKLES					INTERCEPTIONS					FUMBLES		
				Total	Solo	Asst.	Sacks	Yds.	No.	Yds.	Lg.	TD	PD	FF	FR	Yds.
9/13	Cle.	W	1/0	0	0	0	0.0	0.0	0	0	-	0	0	0	0	0
9/20	at Hou.	W	1/0	4	4	0	0.0	0.0	0	0	-	0	0	0	0	0
9/28	KC	L	1/0	2	0	2	0.0	0.0	0	0	-	0	0	0	0	0
10/4	at Was.	W	1/1	5	5	0	0.0	0.0	0	0	-	0	1	0	0	0
10/11	Cin.	W	1/0	0	0	0	0.0	0.0	0	0	-	0	0	0	0	0
10/18	at Phi.	W	1/0	0	0	0	0.0	0.0	0	0	-	0	0	0	0	0
11/1	Pit.	L		(RESERVE/INJURED LIST - SHOULDER)												
11/8	at Ind.	W		(RESERVE/INJURED LIST - SHOULDER)												
11/15	at NE	L		(RESERVE/INJURED LIST - SHOULDER)												
11/22	Ten.	L		(RESERVE/INJURED LIST - SHOULDER)												
12/2	at Pit.	L		(RESERVE/INJURED LIST - SHOULDER)												
12/8	Dal.	W	1/0	6	5	1	0.0	0.0	0	0	-	0	1	0	0	0
12/14	at Cle.	W		(INACTIVE - THIGH)												
12/20	Jac.	W	1/1	3	2	1	0.0	0.0	0	0	-	0	1	0	0	0
12/27	NYG	W	1/1	5	4	1	0.0	0.0	0	0	-	0	2	0	0	0
1/3/21	at Cin.	W	1/1	2	2	0	0.0	0.0	0	0	-	0	2	0	0	0
Totals			10/4	27	22	5	0.0	0.0	0	0	-	0	7	0	0	0
POSTSEASON																
1/10/21	at Ten.	W	1/0	0	0	0	0.0	0.0	0	0	-	0	0	0	0	0
1/16/21	at Buf.	L	1/1	1	1	0	0.0	0.0	0	0	-	0	0	0	0	0
Totals			2/1	1	1	0	0.0	0.0	0	0	-	0	0	0	0	0

2019, BALTIMORE (14-2)

Date	Opp.	W/L	GP/GS	TACKLES					INTERCEPTIONS					FUMBLES		
				Total	Solo	Asst.	Sacks	Yds.	No.	Yds.	Lg.	TD	PD	FF	FR	Yds.
9/8	at Mia.	W	1/0	4	4	0	0.0	0.0	0	0	-	0	2	0	0	0
9/15	Ari.	W	1/1	4	4	0	0.0	0.0	0	0	-	0	0	0	0	0
9/22	at KC	L	1/0	1	1	0	0.0	0.0	0	0	-	0	0	0	0	0
9/29	Cle.	L	1/1	0	0	0	0.0	0.0	0	0	-	0	0	0	0	0
10/6	at Pit.	W		(INACTIVE)												
10/13	Cin.	W		(INACTIVE)												
10/20	at Sea.	W	1/0	2	2	0	0.0	0.0	0	0	-	0	0	0	0	0
11/3	NE	W	1/0	2	1	1	0.0	0.0	0	0	-	0	0	0	0	0
11/10	at Cin.	W	1/0	0	0	0	0.0	0.0	0	0	-	0	0	0	0	0
11/17	Hou.	W	1/0	0	0	0	0.0	0.0	0	0	-	0	0	0	0	0
11/25	at LAR	W		(INACTIVE)												
12/1	NYJ	W		(INACTIVE)												
12/8	at Buf.	W		(INACTIVE)												
12/12	NYJ	W		(INACTIVE)												
12/22	at Cle.	W		(INACTIVE)												
12/29	Pit.	W	1/1	1	1	0	0.0	0.0	0	0	-	0	0	0	0	0
Totals			9/3	14	13	1	0.0	0.0	0	0	-	0	2	0	0	0
POSTSEASON																
1/11/20	Ten.	L		(INACTIVE)												
Totals			0/0	0	0	0	0.0	0.0	0	0	-	0	0	0	0	0

2018, BALTIMORE (10-6)

Date	Opp.	W/L	GP/GS	TACKLES					INTERCEPTIONS					FUMBLES		
				Total	Solo	Asst.	Sacks	Yds.	No.	Yds.	Lg.	TD	PD	FF	FR	Yds.
9/9	Buf.	W	1/0	1	1	0	0.0	0.0	0	0	-	0	1	0	0	0
9/13	at Cin.	L	1/0	0	0	0	0.0	0.0	0	0	-	0	0	0	0	0
9/23	Den.	W		(INACTIVE)												
9/30	at Pit.	W		(INACTIVE)												
10/7	at Cle.	L		(INACTIVE)												
10/14	at Ten.	W		(INACTIVE)												
10/21	NO	L		(INACTIVE)												
10/28	at Car.	L	1/0	0	0	0	0.0	0.0	0	0	-	0	0	0	0	0
11/4	Pit.	L	1/0	0	0	0	0.0	0.0	0	0	-	0	0	0	0	0
11/18	Cin.	W	1/0	0	0	0	0.0	0.0	0	0	-	0	0	0	0	0
11/25	Oak.	W	1/0	0	0	0	0.0	0.0	0	0	-	0	1	0	0	0
12/2	at Atl.	W	1/0	0	0	0	0.0	0.0	0	0	-	0	0	0	0	0
12/9	at KC	L	1/0	2	2	0	0.0	0.0	0	0	-	0	0	0	0	0
12/16	TB	W	1/0	0	0	0	0.0	0.0	0	0	-	0	0	0	0	0
12/22	at LAC	W	1/0	0	0	0	0.0	0.0	0	0	-	0	0	0	0	0
12/30	Cle.	W	1/0	0	0	0	0.0	0.0	0	0	-	0	0	0	0	0
Totals			11/0	3	3	0	0.0	0.0	0	0	-	0	2	0	0	0
POSTSEASON																
1/6/19	LAC	L	1/0	0	0	0	0.0	0.0	0	0	-	0	0	0	0	0
Totals			1/0	0	0	0	0.0	0.0	0	0	-	0	0	0	0	0



ALEX BARS

64

POSITION: Guard
HT/WT: 6-5/318
ACQUIRED: FA-'22
BORN: 09/08/95

NFL SEASON: 4
RAIDERS SEASON: 1
COLLEGE: Notre Dame
HOMETOWN: Nashville, Tenn.

TRANSACTIONS: Signed by Chicago Bears as an undrafted free agent, May 2, 2019...Waived by Bears, Aug. 31, 2019...Signed by Bears to practice squad, Sept. 1, 2019...Signed by Bears to active roster, Oct. 15, 2019...Re-signed by Bears as a free agent, March 3, 2021...Signed by Las Vegas Raiders as a free agent, March 17, 2022.

CAREER: Enters his fourth NFL season and first with the Las Vegas Raiders...Played three seasons with the Chicago Bears, seeing action in 38 career games with 13 starts...Played in all 17 regular-season games in 2021 and all 16 games in 2020...Joined Bears as an undrafted free agent in 2019 and spent time on the practice squad before being elevated to the active roster.

2021 (WITH CHI.): Appeared in all 17 games, including five starts...**(10/3) vs. Det.:** Helped Bears rush for 188 yards...**(10/10) at LV:** Made first start of the season...Paved the way for the Bears to rush for 143 yards...**(10/31) vs. SF:** Helped QB Justin Fields rush for a season-high 103 yards...**(11/8) at Pit.:** Part of an offense that recorded a season-high 414 total yards on offense...**(11/21) vs. Bal.:** Blocked for an offense that posted 353 total yards...**(11/25) at Det.:** Helped pave the way for the Bears to record 378 total yards...**(12/5) vs. Ari.:** Started and aided in RB David Montgomery's season-high 141 all-purpose yards...**(12/22) vs. NYG:** Helped Montgomery rush for two TDs.

2020 (WITH CHI.): Played in 16 games with eight starts...Started the final eight games of the season, making six starts at right guard and individual starts at center and left guard...**(11/8) at Ten.:** Made first-career start at center...**(11/16) vs. Min.:** Made first-career start at left guard...**(11/29) at GB:** Made first-career start at right guard...Helped RB David Montgomery eclipse 100 yards on the ground...**(12/6) vs. Det.:** Helped the Bears produced 140 yards on the ground with three TDs...**(12/20) at Min.:** Part of a ground attack that produced a season-high 199 rushing yards and two TDs...**Postseason: (1/10/21) at NO:** Started at right guard in an NFC Wild Card Game.


2019 (WITH CHI.): Appeared in five games as a rookie after earning promotion from the practice squad prior to Week 7...Inactive for six games...Saw action in each of the final five games of the regular season...**(11/28) at Det.:** Made NFL debut.

COLLEGE: Appeared in 36 career games with 32 starts at Notre Dame...Made starts at right tackle, right guard and left guard over his collegiate career...Named 2018 Sporting All-American First Team...As a graduate student in 2018, played the first five games of the season before suffering a season-ending injury...As a senior in 2017, started all 13 games at right guard...Part of an offensive line that paved the way for the No. 7-ranked rushing offense in the Football Bowl Subdivision (FBS) with 269.3 rushing yards per game...Paved the way as the Irish set a single-season school record with 3,503 rushing yards...Helped Notre Dame set the modern single-game record for rushing yards per carry against Boston College, as the Irish averaged 10.1 yards per attempt and totaled 515 yards to snap a record that stood for 75 years...As a junior in 2016, started all 12 games at right tackle...Part of an offensive line that paved the way for 417.6 total yards per game...As a sophomore in 2015, appeared in six games and made two starts at left guard...Part of a line that helped the Irish average 5.63 rushing yards per carry to establish a modern school record.

PERSONAL: Attended Montgomery Bell High School in Nashville, Tenn....Named second-team offensive lineman on the USA Today All-USA Prep All-American Team in 2013...Ranked as the No. 76 player in the nation by ESPN.com, No. 98 by Rivals.com and No. 99 by Tom Lemming/CBS Sports...Played both tackle and defensive tackle...Led team to Tennessee Division II-AA semifinals in 2013 and a 10-2 record...First-team Tennessee Class II-AA all-state selection by the Tennessee Sports Writers Association...First-team All-Midstate selection by the Nashville Tennessean in 2013...Played in the Under Armour High School All-America Game...Also competed in shot put and played saxophone in band...Father, Joe, played linebacker at Notre Dame...Brother, Brad, played defensive end at Penn State and brother, Blake, played offensive line at Michigan.

ALEX BARS' GAMES PLAYED/STARTED

Year	Team	GP	GS
2019	Chicago	5	0
2020	Chicago	16	8
2021	Chicago	17	5
Totals		38	13
POSTSEASON			
2020	Chicago	1	1
Totals		1	1



JACKSON BARTON

78

POSITION: Tackle
HT/WT: 6-7/310
ACQUIRED: FA-'21
BORN: 08/08/95

NFL SEASON: 3
RAIDERS SEASON: 2
COLLEGE: Utah
HOMETOWN: Park City, Utah

TRANSACTIONS: Selected by Indianapolis Colts in the seventh round (240th overall) of the 2019 NFL Draft, April 27, 2019...Waived by Colts, Aug. 31, 2019...Signed by Colts to practice squad, Sept. 1, 2019...Signed by Kansas City Chiefs to active roster, Nov. 11, 2019...Waived by Chiefs, Sept. 5, 2020...Claimed via waivers by New York Giants, Sept. 6, 2020...Re-signed by Giants as an exclusive rights free agent, Jan. 5, 2021...Waived by Giants, Aug. 31, 2021...Signed by Giants to practice squad, Sept. 1, 2021...Signed by Las Vegas Raiders to active roster, Sept. 22, 2021...Re-signed by Raiders as a restricted free agent, March 11, 2022.

CAREER: Enters his second season with the Raiders after joining Las Vegas from the New York Giants' practice squad in 2021... Played in his first two NFL games with the Raiders in 2021...Originally drafted by Indianapolis in 2019, was signed by Kansas City from the Colts' practice squad in 2020.

2021 (WITH NYG AND LV): Signed by Raiders from the Giants' practice squad prior to Week 3 of the regular season... Played in two games...Inactive for 12 contests and dressed but did not play in an additional game...**(12/5) vs. Was.:** Made NFL debut, seeing limited action on the offensive line...**(12/12) at KC:** Played in second-straight game.

2020 (WITH NYG): Spent entire season on active roster with the New York Giants but did not see game action...Inactive for 15 games and dressed but did not play in one contest.

2019 (WITH IND. AND KC): Spent time on the Indianapolis practice squad before being signed by Kansas City...Inactive for Chiefs' final six regular-season games and three postseason contests.

COLLEGE: Played in 53 games with 29 starts in four years at Utah...As a senior in 2018, was a first-team All-Pac 12 selection...Started in all 14 games and helped the team rush for 2,520 yards and 23 touchdowns for the South Division champion Utes...As a junior in 2017, started in all 13 games and was part of an offensive line that blocked the Utes to average 413.4 yards per game and 2,577 rushing yards on the season...As a redshirt sophomore in 2016, played in 13 games with two starts and helped Utah rush for 2,782 yards, pass for 2,817 yards and score 46 offensive TDs...As a redshirt freshman in 2015, played in all 13 games on special teams and 11 at left tackle...Part of an offensive line that helped the team average 363.0 yards per game while totaling 47 TDs on the season...In 2014, redshirted as a true freshman.

PERSONAL: Attended Brighton High School in Cottonwood Heights, Utah...Named first-team 5A all-state as a junior and senior, and second-team as a sophomore...Four-star recruit by Rivals.com and Scout.com as a senior...Ranked No. 7 nationally at his position and No. 1 overall in Utah by Rivals.com...Ranked No. 20 tackle in the nation and No. 1 offensive lineman in Utah by Scout.com...Participated in the U.S. Army All-American Combine...Led team to the 2013 5A Utah state championship game...Also played basketball...Father, Paul, played football and baseball at Utah...Mother, Mikki Kane-Barton, was a two-time All-American basketball player at Utah, played two seasons of volleyball for the Utes and is a member of Utah's Crimson Club Hall of Fame...Brother, Cody, played linebacker at Utah and is currently a member of the Seattle Seahawks.

JACKSON BARTON'S GAMES PLAYED/STARTED

Year	Team	GP	GS
2019	Ind./KC	0	0
2020	NYG	0	0
2021	NYG/LV	2	0
Totals		2	0
POSTSEASON			
2019	Kansas City	0	0
2021	Las Vegas	0	0
Totals		0	0

AT A GLANCE

- Enters second season with the Las Vegas Raiders after joining the team prior to Week 3 in 2021. Saw the first game action of his career with the Raiders in back-to-back weeks last season.
- Has played for four teams since being drafted by the Indianapolis Colts in 2019, serving time with the Kansas City Chiefs and the New York Giants before coming to the Raiders.
- Played in 53 games with 29 starts at Utah, earning first-team All-Pac-12 honors as a senior and helping lead team to the conference title game.



ANDREW BILLINGS

97

POSITION: Defensive Tackle
HT/WT: 6-1/311
ACQUIRED: FA-'22
BORN: 03/06/95

NFL SEASON: 6
RAIDERS SEASON: 1
COLLEGE: Baylor
HOMETOWN: Waco, Texas

TRANSACTIONS: Selected by Cincinnati Bengals in the fourth round (122nd overall) of the 2016 NFL Draft, April 30, 2016...Signed by Cleveland Browns as an unrestricted free agent, March 18, 2020...Waived by Browns, Nov. 13, 2021...Signed by Miami Dolphins to practice squad, Nov. 16, 2021...Released by Dolphins from practice squad, Jan. 17, 2022...Signed by Kansas City Chiefs to practice squad, Jan. 19, 2022...Released by Chiefs from practice squad, Feb. 7, 2022...Signed by Las Vegas Raiders as a free agent, Feb. 28, 2022.

CAREER: Veteran defensive tackle enters his first season with the Las Vegas Raiders after stops with Cincinnati, Cleveland, Miami and Kansas City...Has played in 53 career games with 37 starts, having served as a starter with the Bengals from 2017-19...Missed rookie season due to injury after entering league as Bengals' fourth-round pick in 2016...Opted out of the 2020 season and played in six games with Cleveland in 2021 before spending time on the practice squad with Miami and Kansas City...Career totals include 81 tackles (49 solo), 3.5 sacks and 12 quarterback hits.

2021 (WITH CLE., MIA. AND KC): Played in six games with Cleveland, totaling one tackle...**(10/10) at LAC:** Credited with an assisted tackle...Released and signed to Miami's practice squad in November...Signed to Kansas City's practice squad during the postseason.

2020 (WITH CLE.): Opted out of the 2020 season.

2019 (WITH CIN.): Played in all 16 games with 14 starts during his final season in Cincinnati...Set a career high with 35 tackles (18 solo)...Posted one sack...**(11/24) vs. Pit.:** Recorded a sack, dropping the quarterback for a 13-yard loss...**(12/15) vs. NE:** Credited with a season-high seven tackles (four).

2018 (WITH CIN.): Started all 16 games...Posted 32 tackles (22) and a career-high 2.5 sacks...**(10/21) at KC:** Recorded first sack of the season, bringing down QB Patrick Mahomes, and notched a season-high five solo tackles...**(11/18) at Bal.:** Posted one sack, getting to QB Lamar Jackson, and three solo tackles...**(12/2) vs. Den.:** Tied a season high with five tackles (two)...**(12/9) at LAC:** Credited with a half-sack...**(12/30) at Pit.:** Registered three solo stops.

2017 (WITH CIN.): Played in 15 games, making seven starts at nose tackle...All seven starts came within the final eight games of the regular season...Finished season with 13 tackles (nine solo) and two tackles for loss...**(9/10) vs. Bal.:** Made NFL debut...**(11/12) at Ten.:** Made first-career start...Totalled four tackles (three), including a tackle for loss...**(12/10) vs. Chi.:** Recorded four tackles (two), including a tackle for loss to push Bears inside their own 5-yard line.

2016 (WITH CIN.): Missed entire rookie season due to injury...Placed on the Reserve/Injured list following training camp.

COLLEGE: Played three seasons (2013-15) at Baylor, seeing action in 36 games...25 of his 27 starts came over his last two seasons...30 of his 106 career stops were tackles for loss...Started 12 games in 2015, helping team to a 10-3 record and a win over North Carolina in the Russell Athletic Bowl...Posted 40 tackles, including 15 tackles for loss...Posted a career-high 5.5 sacks...Named first-team All-Big 12.

PERSONAL: Attended Waco (Texas) High School...As a senior, earned Class 4A all-state honors...Ranked the No. 12 defensive line prospect in the nation by Rivals.com and Scout.com...Texas state powerlifting champion, breaking Mark Henry's previous record with 2,010 pounds (805-pound squat, 500-pound bench press and 705-pound dead lift)...Dubbed "College Football's Strongest Player" by NFL.com in 2016...Father, Anthony, played college baseball and mother, Sylvia, ran collegiate track.

SINGLE-GAME HIGHS: TACKLES: Total – 7, 12/15/19 vs. NE. Solo – 5, 10/21/18 at KC. Sacks – 1, three times; last: 11/24/19 vs. Pit.

ANDREW BILLINGS' CAREER STATISTICS

Year	Team	GP	GS	TACKLES				INTERCEPTIONS					FUMBLES				
				Total	Solo	Asst.	Sacks	Yds.	No.	Yds.	Lg.	TD	PD	FF	FR	Yds.	
2017	Cincinnati	15	7	13	9	4	0.0	0.0	0	0	-	0	0	0	0	0	0
2018	Cincinnati	16	16	32	22	10	2.5	14.5	0	0	-	0	0	0	0	0	0
2019	Cincinnati	16	14	35	18	17	1.0	13.0	0	0	-	0	0	0	0	0	0
2020	Cleveland	(RESERVE/OPT-OUT - COVID-19)															
2021	Cle./Mia./KC	6	0	1	0	1	0.0	0.0	0	0	-	0	0	0	0	0	0
Totals		53	37	81	49	32	3.5	27.5	0	0	-	0	0	0	0	0	0
POSTSEASON																	
2020	Cleveland	(RESERVE/OPT-OUT - COVID-19)															
2021	Kansas City	(PRACTICE SQUAD)															
Totals		0	0	0	0	0	0.0	0.0	0	0	-	0	0	0	0	0	0

ANDREW BILLINGS GAME-BY-GAME

2021, CLEVELAND/MIAMI/KANSAS CITY

Date	Opp.	W/L	GP/GS	TACKLES				INTERCEPTIONS					FUMBLES				
				Total	Solo	Asst.	Sacks	Yds.	No.	Yds.	Lg.	TD	PD	FF	FR	Yds.	
9/12	at KC*	L	1/0	0	0	0	0.0	0.0	0	0	-	0	0	0	0	0	0
9/19	Hou.*	W	1/0	0	0	0	0.0	0.0	0	0	-	0	0	0	0	0	0
9/26	Chi.*	W	(DID NOT PLAY)														
10/3	at Min.*	W	1/0	0	0	0	0.0	0.0	0	0	-	0	0	0	0	0	0
10/10	at LAC*	L	1/0	1	0	1	0.0	0.0	0	0	-	0	0	0	0	0	0
10/17	Ari.*	L	(INACTIVE)														
10/21	Den.*	W	1/0	0	0	0	0.0	0.0	0	0	-	0	0	0	0	0	0
10/31	Pit.*	L	1/0	0	0	0	0.0	0.0	0	0	-	0	0	0	0	0	0
11/7	at Cin.*	W	(INACTIVE)														
11/21	at NYJ^	W	(PRACTICE SQUAD)														
11/28	Car.^	W	(PRACTICE SQUAD)														
12/5	NYG^	W	(PRACTICE SQUAD)														
12/19	NYJ^	W	(PRACTICE SQUAD)														
12/27	at NO^	W	(PRACTICE SQUAD)														
1/2/22	at Ten.^	L	(PRACTICE SQUAD)														
1/9/22	NE^	W	(PRACTICE SQUAD)														
Totals			6/0	1	0	1	0.0	0.0	0	0	-	0	0	0	0	0	0
*w/Cle.																	
^w/Mia.																	
POSTSEASON																	
1/23/22	Buf.#	W	(PRACTICE SQUAD)														
1/30/22	Cin.#	L	(PRACTICE SQUAD)														
Totals			1/0	0	0	0	0.0	0.0	0	0	-	0	0	0	0	0	0
#w/KC																	

2019, CINCINNATI (2-14)

Date	Opp.	W/L	GP/GS	TACKLES				INTERCEPTIONS					FUMBLES				
				Total	Solo	Asst.	Sacks	Yds.	No.	Yds.	Lg.	TD	PD	FF	FR	Yds.	
9/8	at Sea.	L	1/0	1	0	1	0.0	0.0	0	0	-	0	0	0	0	0	0
9/15	SF	L	1/0	2	1	1	0.0	0.0	0	0	-	0	0	0	0	0	0
9/22	at Buf.	L	1/1	5	3	2	0.0	0.0	0	0	-	0	0	0	0	0	0
9/30	at Pit.	L	1/1	3	2	1	0.0	0.0	0	0	-	0	0	0	0	0	0
10/6	Ari.	L	1/1	1	1	0	0.0	0.0	0	0	-	0	0	0	0	0	0
10/13	at Bal.	L	1/1	1	1	0	0.0	0.0	0	0	-	0	0	0	0	0	0
10/20	Jac.	L	1/1	1	1	0	0.0	0.0	0	0	-	0	0	0	0	0	0
10/27	at LAR	L	1/1	0	0	0	0.0	0.0	0	0	-	0	0	0	0	0	0
11/10	Bal.	L	1/1	3	1	2	0.0	0.0	0	0	-	0	0	0	0	0	0
11/17	at Oak.	L	1/1	2	1	1	0.0	0.0	0	0	-	0	0	0	0	0	0
11/24	Pit.	L	1/1	4	1	3	1.0	13.0	0	0	-	0	0	0	0	0	0
12/1	NYJ	W	1/1	0	0	0	0.0	0.0	0	0	-	0	0	0	0	0	0
12/8	at Cle.	L	1/1	0	0	0	0.0	0.0	0	0	-	0	0	0	0	0	0
12/15	NE	L	1/1	7	4	3	0.0	0.0	0	0	-	0	0	0	0	0	0
12/22	at Mia.	L	1/1	3	1	2	0.0	0.0	0	0	-	0	0	0	0	0	0
12/29	Cle.	W	1/1	2	1	1	0.0	0.0	0	0	-	0	0	0	0	0	0
Totals			16/14	35	18	17	1.0	13.0	0	0	-	0	0	0	0	0	0

2018, CINCINNATI (6-10)

Date	Opp.	W/L	GP/GS	TACKLES				INTERCEPTIONS					FUMBLES				
				Total	Solo	Asst.	Sacks	Yds.	No.	Yds.	Lg.	TD	PD	FF	FR	Yds.	
9/9	at Ind.	W	1/1	1	0	1	0.0	0.0	0	0	-	0	0	0	0	0	0
9/13	Bal.	W	1/1	0	0	0	0.0	0.0	0	0	-	0	0	0	0	0	0
9/23	at Car.	L	1/1	0	0	0	0.0	0.0	0	0	-	0	0	0	0	0	0
9/30	at Atl.	W	1/1	3	3	0	0.0	0.0	0	0	-	0	0	0	0	0	0
10/7	Mia.	W	1/1	0	0	0	0.0	0.0	0	0	-	0	0	0	0	0	0
10/14	Pit.	L	1/1	2	0	2	0.0	0.0	0	0	-	0	0	0	0	0	0
10/21	at KC	L	1/1	5	5	0	1.0	4.0	0	0	-	0	0	0	0	0	0
10/28	TB	W	1/1	2	2	0	0.0	0.0	0	0	-	0	0	0	0	0	0
11/11	NO	L	1/1	2	1	1	0.0	0.0	0	0	-	0	0	0	0	0	0
11/18	at Bal.	L	1/1	3	3	0	1.0	7.0	0	0	-	0	0	0	0	0	0
11/25	Cle.	L	1/1	3	3	0	0.0	0.0	0	0	-	0	0	0	0	0	0
12/2	Den.	L	1/1	5	2	3	0.0	0.0	0	0	-	0	0	0	0	0	0
12/9	at LAC	L	1/1	1	0	1	0.5	3.5	0	0	-	0	0	0	0	0	0
12/16	Oak.	W	1/1	1	0	1	0.0	0.0	0	0	-	0	0	0	0	0	0
12/23	at Cle.	L	1/1	1	0	1	0.0	0.0	0	0	-	0	0	0	0	0	0
12/30	at Pit.	L	1/1	3	3	0	0.0	0.0	0	0	-	0	0	0	0	0	0
Totals			16/16	32	22	10	2.5	14.5	0	0	-	0	0	0	0	0	0

2017, CINCINNATI (7-9)

Date	Opp.	W/L	GP/GS	TACKLES				INTERCEPTIONS					FUMBLES				
				Total	Solo	Asst.	Sacks	Yds.	No.	Yds.	Lg.	TD	PD	FF	FR	Yds.	
9/10	Bal.	L	1/0	1	1	0	0.0	0.0	0	0	-	0	0	0	0	0	0
9/14	Hou.	L	1/0	0	0	0	0.0	0.0	0	0	-	0	0	0	0	0	0
9/24	at GB	L	1/0	0	0	0	0.0	0.0	0	0	-	0	0	0	0	0	0
10/1	at Cle.	W	1/0	0	0	0	0.0	0.0	0	0	-	0	0	0	0	0	0
10/8	Buf.	W	1/0	0	0	0	0.0	0.0	0	0	-	0	0	0	0	0	0
10/22	at Pit.	L	1/0	1	1	0	0.0	0.0	0	0	-	0	0	0	0	0	0
10/29	Ind.	W	1/0	0	0	0	0.0	0.0	0	0	-	0	0	0	0	0	0
11/5	at Jac.	L	1/0	1	1	0	0.0	0.0	0	0	-	0	0	0	0	0	0
11/12	at Ten.	L	1/1	4	3	1	0.0	0.0	0	0	-	0	0	0	0	0	0
11/19	at Den.	W	1/1	1	0	1	0.0	0.0	0	0	-	0	0	0	0	0	0
11/26	Cle.	W	1/1	0	0	0	0.0	0.0	0	0	-	0	0	0	0	0	0
12/4	Pit.	L	1/1	0	0	0	0.0	0.0	0	0	-	0	0	0	0	0	0
12/10	Chi.	L	1/1	4	2	2	0.0	0.0	0	0	-	0	0	0	0	0	0
12/17	at Min.	L	1/1	0	0	0	0.0	0.0	0	0	-	0	0	0	0	0	0
12/24	Det.	W	(INACTIVE)														
12/31	at Bal.	W	1/1	1	1	0	0.0	0.0	0	0	-	0	0	0	0	0	0
Totals			15/7	13	9	4	0.0	0.0	0	0	-	0	0	0	0	0	0



BRANDON BOLDEN

34

POSITION: Running Back
HT/WT: 5-11/219
ACQUIRED: UFA-'22 (NE)
BORN: 01/26/90

NFL SEASON: 10
RAIDERS SEASON: 1
COLLEGE: Mississippi
HOMETOWN: Baton Rouge, La.

TRANSACTIONS: Signed by New England Patriots as an undrafted free agent, May 10, 2012... Re-signed by Patriots as an unrestricted free agent, April 5, 2017... Re-signed by Patriots as a free agent, Sept. 4, 2017... Signed by Miami Dolphins as a free agent, Sept. 5, 2018... Re-signed by Patriots as an unrestricted free agent, March 14, 2019... Signed by Las Vegas Raiders as an unrestricted free agent, March 17, 2022.

CAREER: Veteran running back enters his 10th NFL season and first with the Raiders, having played eight seasons with the New England Patriots... Has played in 131 career games with nine starts... Totals include 1,297 rushing yards on 283 carries and 12 TDs... Also added 100 career receptions for 902 yards and six scores... In 2021, played in all 17 games and established career highs with 41 receptions for 405 yards and two TDs... Rushed for 226 yards, which marked his highest total since 2013, and recorded a career-high 631 total yards... Has rushed for 200-or-more yards four times during his career and has notched 19-or-more catches three times... Standout special teams contributor... Credited with 51 career special teams tackles (42 solo)... Has returned 26 career kickoffs for 515 yards... Has played in 17 career playoff games, including three Super Bowls.

AT A GLANCE

- Career totals include 1,297 rushing yards on 283 carries over nine NFL seasons, including eight with the New England Patriots.
- Set career highs with 41 receptions for 405 yards in 2021, 20 more receptions than his previous single-season high.
- Originally entered the NFL as an undrafted free agent in 2012 and has played in 17 career postseason games, including three Super Bowls, with the Patriots.

2021 (WITH NE): Played in all 17 games with one start... Set a career high with 41 catches for 405 yards and two TDs... Also rushed for 226 yards on 44 carries with one TD... Marked his highest rushing yardage total since 2013... Credited with a career-high 11 special teams tackles (nine solo)... **(10/3) vs. TB:** Matched a career-high with six catches for 51 yards... **(10/10) at Hou.:** Had a season-long 24-yard rush... Added four catches for six yards... **(10/24) vs. NYJ:** Hauled in six passes for a season-high 79 yards and one TD... **(11/7) at Car.:** Carried the ball a season-high eight times for 54 yards... Also had two receptions for 27 yards... **(11/14) vs. Cle.:** Rushed for 32 yards on just three carries, including a 22-yard run... had three catches for 38 yards... **(11/28) vs. Ten.:** Totaled four receptions for 54 yards... **(1/9/22) at Mia.:** Recorded 66 yards from scrimmage and two TDs... Rushed for 46 yards with a TD on seven carries... Also totaled 20 yards and a TD on two catches... **Postseason: (1/15/22) at Buf.:** Set a postseason career best with four catches for 27 yards in an AFC Wild Card Game.

2020 (WITH NE): Exercised the Reserve/Opt-Out option due to COVID-19 and did not play.

2019 (WITH NE): Played in 15 games with two starts... Totaled 15 rushing attempts for 68 yards and three TDs... Also caught nine passes for 111 yards and one score... Established a career high with four total TDs... Returned 23 kickoffs for 515 yards, both career highs... Credited with seven solo tackles on special teams... Blocked a punt that was returned for a TD... **(9/8) vs. Pit.:** Handled kick return duties for the first time, returning two kickoffs for 35 yards... **(9/29) at Buf.:** Scored a 4-yard TD on his lone carry of the game... **(10/6) at Was.:** Hauled in a 29-yard TD reception and rushed five times for 13 yards... **(10/10) vs. NYG:** Scored on a 1-yard run to mark his third-straight week with a TD... Finished with three carries for 23 yards and two catches for 22 yards... Blocked a punt that was recovered by New England for a TD... **(12/8) vs. KC:** Scored on a 10-yard TD run, marking his fourth score of the season... Also returned four kickoffs for 76 yards... **Postseason: (1/4/20) vs. Ten.:** Appeared as a reserve in an AFC Wild Card Game.

2018 (WITH MIA.): Signed with Miami after participating in training camp with New England and played in all 16 games... Produced 91 yards on eight rushing attempts with two TDs... Caught three passes for 13 yards with one TD... Posted six special teams tackles (four)... **(11/11) at GB:** Blocked a punt on special teams... **(12/9) vs. NE:** Rushed twice for 60 yards and two TDs, including a 54-yard TD scamper in the second quarter... **(12/23) vs. Jac.:** Had a 4-yard TD catch.

2017 (WITH NE): Played in all 16 games... Totaled eight special teams tackles (seven)... Recorded 67 rushing yards on 13 attempts... Also had one catch for seven yards... **(9/24) vs. Hou.:** Posted two stops on special teams... **Postseason: (1/13/18) vs. Ten.:** Carried the ball four times for 27 yards and first career postseason TD in AFC Divisional Playoff Game... **(2/4/18) vs. Phi.:** Saw action in Super Bowl LII.

2016 (WITH NE): Played in 14 games... Posted four solo tackles on special teams and forced a fumble... **(9/11) at Ari.:** Rushed once for four yards... **(9/22) vs. Hou.:** Forced a fumble on a first-quarter kickoff that was recovered by New England and set up a TD... **(10/2) vs. Buf.:** Caught two passes for 15 yards... **Postseason: (2/5/17) vs. Atl.:** Recorded one special teams tackle that pinned Atlanta at their own 11-yard line with 57 seconds left in regulation in Super Bowl LI.

2015 (WITH NE): Saw action in 15 games with two starts... Rushed for 207 yards on 63 attempts and racked up 19 catches for 180 yards... Produced the first two receiving TDs of his career... Credited with three special teams tackles (two)... **(10/18) at Ind.:** Assisted on a tackle on a fake punt attempt, marking first-career tackle on defense... **(11/8) vs. Was.:** Caught three passes for 27 yards, including a TD on an 18-yard reception... Marked first-career TD catch... Also had a 12-yard rush... **(11/29) at Den.:** Totaled four catches for 84 yards... Hauled in a 63-yard TD in the fourth quarter, setting a career long... Also carried the ball four times for 11 yards... **(12/13) at Hou.:** Totaled 16 carries for 51 yards... **(12/20) vs. Ten.:** Made his first start of the season... Rushed 10 times for 35 yards... Also had two receptions for 18 yards... **Postseason: (1/6/16) vs. KC:** Made second career postseason start... Credited with two special teams tackles.

2014 (WITH NE): Played in 16 games with two starts... Totaled 89 yards on 28 carries with one TD... Also caught two passes for eight yards... Compiled six tackles (four) on special teams, blocked one punt and forced a fumble on a kickoff... **(10/5) vs. Cin.:** Credited

BOLDEN

with two special teams stops... Forced a fumble on a kickoff that was recovered by the Patriots for a TD... Also had one carry for three yards... **(11/30) at GB:** Made first start of the season and had three carries for 17 yards... Produced a TD on a 6-yard run... **(12/7) at SD:** Blocked a punt that led to a New England TD... **Postseason: (1/10/15) vs. Bal.:** Made first-career postseason start in AFC Divisional Playoff... Had three carries for seven yards, an 11-yard reception and produced a special teams tackle... **(2/1/15) at Sea.:** Saw action in a reserve role in Super Bowl XLIX.

2013 (WITH NE): Saw action in 12 games with two starts... Compiled 271 rushing yards on 55 carries with three TDs... Also caught 21 passes for 152 yards... **(9/22) vs. TB:** Made season debut and first-career start... Racked up 100 yards of total offense... Had 51 yards on just three rushing attempts, establishing a career-long with a 46-yard run... Also caught five passes for 49 yards... **(10/20) at NYJ:** Rushed for 36 yards on eight carries including first TD of the season... Added a 7-yard catch... **(10/27) vs. Mia.:** Compiled 22 yards on eight yards with a third-quarter TD... Caught two passes for seven yards... **(11/24) vs. Den.:** Rushed 13 times for 58 yards with a TD... Had an 11-yard reception... Played in two postseason games.

2012 (WITH NE): Played in 10 games in rookie season... Finished with 56 carries for 274 yards with two TDs... **(9/9) at Ten.:** Made NFL debut, rushing for 11 yards on five carries... **(9/23) at Bal.:** Rushed for four yards and scored first-career TD on a 2-yard run... **(9/30) at Buf.:** Set a career high with 137 rushing yards on 16 carries with a TD... Combined with Stevan Ridley to become the first Patriots running back duo to eclipse 100 yards rushing in the same game since 1980... Earned FedEx Ground Player of the Week honors for his efforts... **(10/7) vs. Den.:** Posted 54 yards on 14 carries as part of a rushing attack that surpassed 200 yards for the second-straight week... Played in two postseason games.

COLLEGE: Played at Mississippi and finished career ranked second in program history in total TDs (33), rushing TDs (27), third in all-purpose yards (3,861) and fourth in rushing yards (2,604)... As a senior, played in 10 games with four starts and totaled 462 rushing yards on 96 carries with four TDs... Served as a team captain... As a junior, named honorable mention All-SEC by the Associated Press... Played in 13 games with 11 starts and tied the school's single-season records with 17 total TDs and 14 rushing TDs... Finished fifth in the SEC with an average of 81.3 rushing yards per game... As a sophomore, appeared in 13 games with eight starts... Registered 614 yards on 129 carries with four TDs... Also had 20 catches for 209 yards and one TD... As a freshman, played in all 13 games and rushed for 542 yards with five TDs... Added a receiving TD.

PERSONAL: Attended Scotlandville Magnet High School in Baton Rouge, La... As a senior, rushed for 866 yards and 12 TDs... Also caught 12 passes for 256 yards... Named first-team All-District 5-5A... Ranked the No. 34 player in Louisiana by SuperPrep and named to SuperPrep all-region team... Named to the Times-Picayune Best of the Rest Preps team... Ranked the No. 21 player in Louisiana and No. 34 running back in the nation by Rivals.com... Rated the No. 32 player in Louisiana and the No. 93 running back in the nation by Scout.com... As a junior, earned second-team All-District 6-4A honors... Credited with over 1,000 rushing yards as a sophomore and junior... Grandfather, Frank Pitts, played 10 years in the NFL as a wide receiver for the Chiefs, Browns and Raiders, playing in Super Bowl I and Super Bowl IV.

ADDITIONAL STATISTICS: Special teams tackles – 5 in 2012, 6 in 2014, 3 in 2015, 4 in 2016, 8 in 2017, 6 in 2018, 7 in 2019, 11 in 2021; NFL Totals: 51. Blocked punts – 1 in 2014, 1 in 2018, 1 in 2019; NFL Totals: 3. Forced fumbles – 1 in 2014, 1 in 2016, 1 in 2019; NFL Totals: 3. Fumble recoveries – 1 in 2016. NFL Totals: 1.

SINGLE-GAME HIGHS: RUSHING: Attempts – 16, 9/30/12 at Buf. Yards – 137, 9/30/12 at Buf. Long – 54ft, 12/9/18 vs. NE. Touchdowns – 2, 12/9/18 vs. NE. RECEIVING: Receptions – 6, two times, last: 10/3/21 vs. TB. YARDS – 84, 12/29/15 at Den. Long – 63ft, 11/29/15 at Den. Touchdowns – 1, six times, last: 1/9/22 at Mia.

BRANDON BOLDEN'S CAREER STATISTICS

Year	Team	GP	GS	RUSHING				RECEIVING				TOTAL OFFENSE		
				Att.	Yds	Avg.	Lg.	TD	Rec.	Yds.	Avg.		Lg.	TD
2012	New England	10	0	56	274	4.9	27	2	2	11	5.5	11	0	285
2013	New England	12	2	55	271	4.9	46	3	21	152	7.2	18	0	423
2014	New England	16	2	28	89	3.2	17	1	2	8	4.0	4	0	97
2015	New England	15	2	63	207	3.3	14	0	19	180	9.5	63t	2	387
2016	New England	14	0	1	4	4.0	4	0	2	15	7.5	13	0	19
2017	New England	16	0	13	67	5.2	20	0	1	7	7.0	7	0	74
2018	Miami	16	0	8	91	11.4	54t	2	3	13	4.3	9	1	104
2019	New England	15	2	15	68	4.5	21	3	9	111	12.3	29t	1	179
2020	New England	(RESERVE/OPT-OUT - COVID-19)												
2021	New England	17	1	44	226	5.1	24	1	41	405	9.9	28	2	631
Totals		131	9	283	1,297	4.6	54t	12	100	902	9.0	63t	6	2,199
POSTSEASON														
2012	New England	2	0	0	0	-	-	0	0	0	-	-	0	0
2013	New England	2	0	0	0	-	-	0	0	0	-	-	0	0
2014	New England	3	1	3	7	2.3	4	0	1	11	11.0	11	0	18
2015	New England	2	1	5	12	2.4	4	0	3	26	8.7	20	0	38
2016	New England	3	0	0	0	-	-	0	0	0	-	-	0	0
2017	New England	3	0	4	27	6.8	20	1	0	0	-	-	0	27
2019	New England	1	0	0	0	-	-	0	0	0	-	-	0	0
2021	New England	1	0	0	0	-	-	0	4	27	6.8	12	0	27
Totals		17	2	12	46	3.8	20	1	8	64	8.0	20	0	110

BRANDON BOLDEN GAME-BY-GAME

2021, NEW ENGLAND (10-7)

Date	Opp.	W/L	GP/GS	RUSHING					RECEIVING					Total Offense
				Att.	Yds.	Avg.	Lg.	TD	Rec.	Yds.	Avg.	Lg.	TD	
9/12	Mia.	L	1/0	1	5	5.0	5	0	0	0	-	-	0	5
9/19	at NYJ	W	1/0	0	0	-	-	0	0	0	-	-	0	0
9/26	NO	L	1/0	3	-1	-0.3	0	0	3	23	7.7	14	0	22
10/3	TB	L	1/0	1	0	0.0	0	0	6	51	8.5	15	0	51
10/10	at Hou.	W	1/0	2	25	12.5	24	0	4	6	1.5	3	0	31
10/17	Dal.	L	1/0	1	-1	-1.0	-1	0	1	3	3.0	3	0	2
10/24	NYJ	W	1/0	2	0	0.0	0	0	6	79	13.2	28	1	79
10/31	at LAC	W	1/0	4	26	6.5	14	0	0	0	0.0	0	0	26
11/7	at Car.	W	1/1	8	54	6.8	16	0	2	27	13.5	28	0	81
11/14	Cle.	W	1/0	3	32	10.7	22	0	3	38	12.7	20	0	70
11/18	at Atl.	W	1/0	1	1	1.0	1	0	2	15	7.5	9	0	16
11/28	Ten.	W	1/0	0	0	-	-	0	4	54	13.5	21	0	54
12/6	at Buf.	W	1/0	4	28	7.0	16	0	1	7	7.0	7	0	35
12/18	at Ind.	L	1/0	4	3	0.8	3	0	3	41	13.7	16	0	44
12/26	Buf.	L	1/0	2	4	2.0	3	0	2	20	10.0	14	0	24
1/2/22	Jac.	W	1/0	1	4	4.0	4	0	2	21	10.5	13	0	25
1/9/22	at Mia.	L	1/0	7	46	6.6	19	1	2	20	10.0	18t	1	66
Totals			17/1	44	226	5.1	24	1	41	405	9.9	28	2	631
POSTSEASON														
1/15/22	at Buf.	L	1/0	0	0	-	-	0	4	27	6.8	12	0	27
Totals			1/0	0	0	-	-	0	4	27	6.75	12	0	27

2019, NEW ENGLAND (12-4)

Date	Opp.	W/L	GP/GS	RUSHING					RECEIVING					Total Offense
				Att.	Yds.	Avg.	Lg.	TD	Rec.	Yds.	Avg.	Lg.	TD	
9/8	Pit.	W	1/0	1	7	7.0	7	0	0	0	-	-	0	7
9/15	at Mia.	W		(INACTIVE)										
9/22	NYJ	W	1/1	2	-2	-1.0	3	0	2	21	10.5	11	0	19
9/29	at Buf.	W	1/0	1	4	4.0	4t	1	0	0	0.0	0	0	4
10/6	at Was.	W	1/0	5	13	2.6	5	0	1	29	29.0	29t	1	42
10/10	NYG	W	1/0	3	23	7.7	21	1	2	22	11.0	16	0	45
10/21	at NYJ	W	1/0	1	2	2.0	2	0	4	39	9.8	28	0	41
10/27	Cle.	W	1/0	0	0	-	-	0	0	0	-	-	0	0
11/3	at Bal.	L	1/0	0	0	-	-	0	0	0	-	-	0	0
11/17	at Phi.	W	1/1	0	0	-	-	0	0	0	-	-	0	0
11/24	Dal.	W	1/0	1	11	11.0	11	0	0	0	-	-	0	11
12/1	at Hou.	L	1/0	0	0	-	-	0	0	0	-	-	0	0
12/8	KC	L	1/0	1	10	10.0	10t	1	0	0	-	-	0	10
12/15	at Cin.	W	1/0	0	0	-	-	0	0	0	-	-	0	0
12/21	Buf.	W	1/0	0	0	-	-	0	0	0	-	-	0	0
12/29	Mia.	L	1/0	0	0	-	-	0	0	0	-	-	0	0
Totals			15/2	15	68	4.5	21	3	9	111	12.3	29t	1	179
POSTSEASON														
1/4/20	Ten.	L	1/0	0	0	-	-	0	0	0	-	-	0	0
Totals			1/0	0	0	-	-	0	0	0	-	-	0	0

2018, MIAMI (7-9)

Date	Opp.	W/L	GP/GS	RUSHING					RECEIVING					Total Offense
				Att.	Yds.	Avg.	Lg.	TD	Rec.	Yds.	Avg.	Lg.	TD	
9/9	Ten.	W	1/0	0	0	-	-	0	0	0	-	-	0	0
9/16	at NYJ	W	1/0	0	0	-	-	0	0	0	-	-	0	0
9/23	Oak.	W	1/0	0	0	-	-	0	0	0	-	-	0	0
9/30	at NE	L	1/0	0	0	-	-	0	0	0	-	-	0	0
10/7	at Cin.	L	1/0	0	0	-	-	0	0	0	-	-	0	0
10/14	Chi.	W	1/0	0	0	-	-	0	0	0	-	-	0	0
10/21	Det.	L	1/0	0	0	-	-	0	0	0	-	-	0	0
10/25	at Hou.	L	1/0	0	0	-	-	0	0	0	-	-	0	0
11/4	NYJ	W	1/0	0	0	-	-	0	0	0	-	-	0	0
11/11	at GB	L	1/0	0	0	-	-	0	0	0	-	-	0	0
11/25	at Ind.	L	1/0	0	0	-	-	0	0	0	-	-	0	0
12/2	Buf.	W	1/0	1	10	10.0	10	0	0	0	-	-	0	10
12/9	NE	W	1/0	2	60	30.0	54t	2	1	0	0.0	0	0	60
12/16	at Min.	L	1/0	1	12	12.0	12	0	0	0	-	-	0	12
12/23	Jac.	L	1/0	4	9	2.3	7	0	1	4	4.0	4t	1	13
12/30	at Buf.	L	1/0	0	0	0.0	0	0	1	9	9.0	9	0	9
Totals			16/0	8	91	11.4	54t	2	3	13	4.3	9	1	104

2017, NEW ENGLAND (13-3)

Date	Opp.	W/L	GP/GS	RUSHING					RECEIVING					Total Offense
				Att.	Yds.	Avg.	Lg.	TD	Rec.	Yds.	Avg.	Lg.	TD	
9/7	KC	L	1/0	0	0	-	-	0	0	0	-	-	0	0
9/17	at NO	W	1/0	0	0	-	-	0	0	0	-	-	0	0
9/24	Hou.	W	1/0	0	0	-	-	0	0	0	-	-	0	0
10/1	Car.	L	1/0	0	0	-	-	0	0	0	-	-	0	0
10/5	at TB	W	1/0	0	0	-	-	0	0	0	-	-	0	0
10/15	at NYJ	W	1/0	0	0	-	-	0	0	0	-	-	0	0
10/22	Atl.	W	1/0	0	0	-	-	0	0	0	-	-	0	0
10/29	LAC	W	1/0	0	0	-	-	0	0	0	-	-	0	0
11/12	at Den.	W	1/0	2	1	0.5	2	0	0	0	-	-	0	1
11/19	at LV	W	1/0	0	0	-	-	0	0	0	-	-	0	0
11/26	Mia.	W	1/0	0	0	-	-	0	0	0	-	-	0	0
12/3	at Buf.	W	1/0	0	0	-	-	0	0	0	-	-	0	0
12/11	at Mia.	L	1/0	0	0	-	-	0	0	0	-	-	0	0
12/17	at Pit.	W	1/0	0	0	-	-	0	0	0	-	-	0	0
12/24	Buf.	W	1/0	2	20	10.0	12	0	0	0	-	-	0	20
12/31	NYJ	W	1/0	9	46	5.1	20	0	1	7	7.0	7	0	53
Totals			16/0	13	67	5.2	20	0	1	7	7.0	7	0	74
POSTSEASON														
1/13/18	Ten.	W	1/0	4	27	6.8	20	1	0	0	-	-	0	27
1/21/18	Jac.	W	1/0	0	0	-	-	0	0	0	-	-	0	0
2/4/18	Phi.	L	1/0	0	0	-	-	0	0	0	-	-	0	0
Totals			3/0	4	27	6.8	20	1	0	0	-	-	0	27

2016, NEW ENGLAND (14-2)

Date	Opp.	W/L	GP/GS	RUSHING					RECEIVING					Total Offense
				Att.	Yds.	Avg.	Lg.	TD	Rec.	Yds.	Avg.	Lg.	TD	
9/11	at Ari.	W	1/0	1	4	4.0	4	0	0	0	-	-	0	4
9/18	Mia.	W	1/0	0	0	-	-	0	0	0	-	-	0	0
9/22	Hou.	W	1/0	0	0	-	-	0	0	0	-	-	0	0
10/2	Buf.	L	1/0	0	0	-	-	0	2	15	7.5	13	0	15
10/9	at Cle.	W		(INACTIVE)										
10/16	Cin.	W		(INACTIVE)										
10/23	at Pit.	W	1/0	0	0	-	-	0	0	0	-	-	0	0
10/30	at Buf.	W	1/0	0	0	-	-	0	0	0	-	-	0	0
11/13	Sea.	L	1/0	0	0	-	-	0	0	0	-	-	0	0
11/20	at SF	W	1/0	0	0	-	-	0	0	0	-	-	0	0
11/27	at NYJ	W	1/0	0	0	-	-	0	0	0	-	-	0	0
12/4	LAR	W	1/0	0	0	-	-	0	0	0	-	-	0	0
12/12	Bal.	W	1/0	0	0	-	-	0	0	0	-	-	0	0
12/18	at Den.	W	1/0	0	0	-	-	0	0	0	-	-	0	0
12/24	NYJ	W	1/0	0	0	-	-	0	0	0	-	-	0	0
1/1/17	at Mia.	W	1/0	0	0	-	-	0	0	0	-	-	0	0
Totals			14/0	1	4	4.0	4	0	2	15	7.5	13	0	19
POSTSEASON														
1/14/17	Hou.	W	1/0	0	0	-	-	0	0	0	-	-	0	0
1/22/17	Pit.	W	1/0	0	0	-	-	0	0	0	-	-	0	0
2/5/17	at Atl.	W	1/0	0	0	-	-	0	0	0	-	-	0	0
Totals			3/0	0	0	-	-	0	0	0	-	-	0	0

2015, NEW ENGLAND (12-4)

Date	Opp.	W/L	GP/GS	RUSHING					RECEIVING					Total Offense
				Att.	Yds.	Avg.	Lg.	TD	Rec.	Yds.	Avg.	Lg.	TD	
9/10	Pit.	W	1/0	5	1	0.2	3	0	1	12	12.0	12	0	13
9/20	at Buf.	W	1/0	1	1	1.0	1	0	1	2	2.0	2	0	3
9/27	Jac.	W	1/0	0	0	-	-	0	0	0	-	-	0	0
10/11	at Dal.	W	1/0	0	0	-	-	0	0	0	-	-	0	0
10/18	at Ind.	W	1/0	0	0	-	-	0	0	0	-	-	0	0
10/25	NYJ	W		(INACTIVE)										
10/29	Mia.	W	1/0	0	0	-	-	0	0	0	-	-	0	0
11/8	Was.	W	1/0	1	12	12.0	12	0	3	27	9.0	18t	1	39
11/15	at NYG	W	1/0	1	-3	-3.0	-3	0	0	0	0.0	0	0	-3
11/23	Buf.	W	1/0	4	15	3.8	7	0	0	0	0.0	0	0	15
11/29	at Den.	L	1/0	4	11	2.8	9	0	4	84	21.0	63t	1	95
12/6	Phi.	L	1/0	3	22	7.3	14	0	1	2	2.0	2	0	24
12/13	at Hou.	W	1/0	16	51	3.2	12	0	0	0	0.0	0	0	51
12/20	Ten.	W	1/1	10	36	3.6	10	0	2	18	9.0	12	0	54
12/27	at NYJ	L	1/1	9	30	3.3	13	0	5	30	6.0	14	0	60
1/3/16	at Mia.	L	1/0	9	31	3.4	10	0	2	5	2.5	6	0	36
Totals			15/2	63	207	3.3	14	0	19	180	9.5	63t	2	387
POSTSEASON														
1/16/16	KC	W	1/1	0	0	0.0	0	0	1	-3	-3.0	-3	0	-3
1/24/16	at Den.	L	1/0	5	12	2.4	4	0	2	29	14.5	20	0	41
Totals			2/1	5	12	2.4	4	0	3	26	8.7	20	0	38

2014, NEW ENGLAND (12-4)

Date	Opp.	W/L	GP/GS	RUSHING					RECEIVING					Total Offense
				Att.	Yds.	Avg.	Lg.	TD	Rec.	Yds.	Avg.	Lg.	TD	
9/7	at Mia.	L	1/0	2	8	4.0	7	0	1	4	4.0	4	0	12
9/14	at Min.	W	1/0	4	0	0.0	2	0	0	0	-	-	0	0
9/21	Oak.	W	1/0	2	4	2.0	3	0	0	0	-	-	0	4
9/29	at KC	L	1/0	0	0	-	-	0	0	0	-	-	0	0
10/5	Cin.	W	1/0	1	3	3.0	3	0	0	0	-	-	0	3
10/12	at Buf.	W	1/0	6	10	1.7	8	0	0	0	-	-	0	10
10/16	NYJ	W	1/0	0	0	-	-	0	1	4	4.0	4	0	4
10/26	Chi.	W	1/0	0	0	-	-	0	0	0	-	-	0	0
11/2	Den.	W	1/0	0	0	-	-	0	0	0	-	-	0	0
11/16	at Ind.	W	1/0	0	0	-	-	0	0	0	-	-	0	0
11/23	Det.	W	1/0	0	0	-	-	0	0	0	-	-	0	0
11/30	at GB	L	1/1	3	17	5.7	12	1	0	0	-	-	0	17
12/7	at SD	W	1/0	0	0	-	-	0	0	0	-	-	0	0
12/14	Mia.	W	1/0	0	0	-	-	0	0	0	-	-	0	0
12/21	at NYJ	W	1/0	5	32	6.4	17	0	0	0	-	-	0	32
12/28	Buf.	L	1/1	5	15	3.0	7	0	0	0	-	-	0	15
Totals			16/2	28	89	3.2	17	1	2	8	4.0	4	0	97
POSTSEASON														
1/10/15	Bal.	W	1/1	3	7	2.3	4	0	1	11	11.0	11	0	18
1/18/15	Ind.	W	1/0	0	0	-	-	0	0	0	-	-	0	0
2/1/15	at Sea.	W	1/0	0	0	-	-	0	0	0	-	-	0	0
Totals			3/1	3	7	2.3	4	0	1	11	11.0	11	0	18

2013, NEW ENGLAND (12-4)

Date	Opp.	W/L	GP/GS	RUSHING					RECEIVING					Total Offense
				Att.	Yds.	Avg.	Lg.	TD	Rec.	Yds.	Avg.	Lg.	TD	
9/8	at Buf.	W		(INACTIVE)										
9/12	NYJ	W		(INACTIVE)										
9/22	TB	W	1/1	3	51	17.0	46	0	5	49	9.8	17	0	100
9/29	at Atl.	W	1/0	6	17	2.8	8	0	1	-5	-5.0	-5	0	12
10/6	at Cin.	L	1/0	5	24	4.8	12	0	6	40	6.7	14	0	64
10/13	NO	W	1/0	5	19	3.8	12	0	2	9	4.5	5	0	28
10/20	at NYJ	L	1/1	8	36	4.5	9	1	1	7	7.0	7	0	43
10/27	Mia.	W	1/0	8	22	2.8	8	1	2	7	3.5	5	0	29
11/3	Pit.	W	1/0	3	36	12.0	14	0	0	0	-	-	0	36
11/18	at Car.	L		(INACTIVE)										
11/24	Den.	W	1/0	13	58	4.5	33	1	1	11	11.0	11	0	69
12/1	at Hou.	W	1/0	3	2	0.7	1	0	1	18	18.0	18	0	20
12/8	Cle.	W		(INACTIVE)										
12/15	at Mia.	L	1/0	0	0	0.0	0	0	0	0	-	-	0	0
12/22	at Bal.	W	1/0	1	6	6.0	6	0	2	16	8.0	12	0	22
12/29	Buf.	W	1/0	0	0	0.0	0	0	0	0	-	-	0	0
Totals			12/2	55	271	4.9	46	3	21	152	7.2	18	0	423
POSTSEASON														
1/11/14	Ind.	W	1/0	0	0	-	-	0	0	0	-	-	0	0
1/19/14	at Den.	L	1/0	0	0	-	-	0	0	0	-	-	0	0
Totals			2/0	0	0	-	-	0	0	0	-	-	0	0

2012, NEW ENGLAND (11-4)

Date	Opp.	W/L	GP/GS	RUSHING					RECEIVING					Total Offense
				Att.	Yds.	Avg.	Lg.	TD	Rec.	Yds.	Avg.	Lg.	TD	
9/9	at Ten.	W	1/0	5	11	2.2	9	0	0	0	-	-	0	11
9/16	Ari.	L	1/0	0	0	0.0	0	0	0	0	-	-	0	0
9/23	at Bal.	L	1/0	2	4	2.0	2t	1	0	0	-	-	0	4
9/30	at Buf.	W	1/0	16	137	8.6	27	1	1	11	11.0	11	0	148
10/7	Den.	W	1/0	14	54	3.9	24	0	1	0	0.0	0	0	54
10/14	at Sea.	L	1/0	6	28	4.7	13	0	0	0	-	-	0	28
10/21	NYJ	W												(INACTIVE)
10/28	at STL	W												(INACTIVE)
11/11	Buf.	W												(RESERVE/SUSPENDED LIST)
11/18	Ind.	W												(RESERVE/SUSPENDED LIST)
11/22	at NYJ	W												(RESERVE/SUSPENDED LIST)
12/2	at Mia.	W												(RESERVE/SUSPENDED LIST)
12/10	Hou.	W	1/0	2	11	5.5	6	0	0	0	-	-	0	11
12/16	SF	L	1/0	0	0	0.0	0	0	0	0	-	-	0	0
12/23	at Jac.	W	1/0	5	3	0.6	4	0	0	0	-	-	0	3
12/30	Mia.	W	1/0	6	26	4.3	24	0	0	0	-	-	0	26
Totals			10/0	56	274	4.9	27	2	2	11	5.5	11	0	285
POSTSEASON														
1/13/13	Hou.	W	1/0	0	0	-	-	0	0	0	-	-	0	0
1/20/13	Bal.	L	1/0	0	0	-	-	0	0	0	-	-	0	0
Totals			2/0	0	0	-	-	0	0	0	-	-	0	0



TASHAWN BOWER

96

POSITION: Defensive End
HT/WT: 6-5/250
ACQUIRED: UFA-'22 (Min.)
BORN: 02/18/95

NFL SEASON: 5
RAIDERS SEASON: 1
COLLEGE: LSU
HOMETOWN: Somerville, N.J.

TRANSACTIONS: Signed by Minnesota Vikings as an undrafted free agent, May 1, 2017...Waived by Vikings, Oct. 15, 2019...Signed by New England Patriots to practice squad, Nov. 21, 2019...Signed by Patriots as a reserve/future free agent, Jan. 7, 2020...Waived by Patriots, Sept. 5, 2020...Signed by Patriots to practice squad, Sept. 7, 2020...Signed by Patriots to active roster, Nov. 9, 2020...Waived by Patriots, Aug. 31, 2021...Signed by Patriots to practice squad, Sept. 1, 2021...Re-signed by Vikings to active roster, Nov. 25, 2021...Signed by Las Vegas Raiders as an unrestricted free agent, April 11, 2022.

CAREER: Enters first season with the Raiders after playing parts of four seasons with Minnesota and New England...Has played in 20 career games with three starts, totaling 22 tackles (16 solo), two sacks, four tackles for loss and one pass defended...In 2021, started the season with New England before being signed from the Patriots' practice squad by Minnesota...Began career with the Vikings as an undrafted free agent in 2017.

AT A GLANCE

- Has played parts of four seasons with both New England and Minnesota, playing in 20 games with three starts and totaling two career sacks.
- Entered NFL as an undrafted free agent with Minnesota in 2017 and played parts of 2019-21 with New England before re-joining the Vikings in 2021.
- Played collegiately at LSU, playing in 40 career games and posting 5.5 sacks.

2021 (WITH NE AND MIN.): Played in six games, two with New England and four with Minnesota...Claimed by Vikings from Patriots' practice squad and saw action in four games...(11/14) vs. Cle.: Recorded second-career sack and credited with two tackles (one solo)...(11/28) at SF: Posted one solo stop in first game back with Minnesota.

2020 (WITH NE): Played in seven games with three starts...Totalled 11 tackles (nine solo) and one pass defended...Began season on the Patriots practice squad and elevated to active roster on Nov. 9...Placed on Injured Reserve on Dec. 31...(10/25) vs. SF: Saw action in first game with Patriots and posted three tackles...(11/1) at Buf.: Posted two solo tackles...(11/9) at NYJ: Made first-career start...(12/20) at Mia.: Started and posted a career-high four tackles (three)...Added a pass defended.

2019 (WITH MIN. AND NE): Began season on the Reserve/Non-Football Injury list with Minnesota...Released by Vikings on Oct. 15...Signed by New England to the practice squad on Nov. 21...Did not play a regular-season game.

2018 (WITH MIN.): Played in five games as a reserve and was credited with six tackles (four solo)...Inactive for nine games and active but did not play in two games...(9/23) vs. Buf.: Notched a career-high six tackles (four).

2017 (WITH MIN.): Played in two regular-season games as a rookie, tallying one tackle for a sack...Inactive for 14 games and two postseason contests...(10/29) vs. Cle.: Made NFL debut...(11/19) vs. LAR: Posted first-career sack.

COLLEGE: Appeared in 40 games at LSU, making seven starts during his four-year career...Totalled 60 career tackles, 5.5 sacks and two forced fumbles...Played defensive end for first three seasons before transitioning to hybrid outside linebacker/defensive end as a senior...Totalled 23 tackles and four sacks as a senior...Part of an LSU defense that allowed the fewest TDs (16) and fewest TDs per game (1.3) in college football in 2016...Recorded a career-high three sacks against Louisville in the Citrus Bowl...Participated in the NFLPA's Collegiate Bowl...As a junior, totaled 18 tackles and 1.5 sacks in nine games...Notched his first-career sack against Auburn...Played in 13 games as a sophomore, helping LSU lead the SEC in total defense (316.8 yards per game)...Played in six games as a freshman.

PERSONAL: Attended Immaculata High School in Somerville, N.J....Finished high school career with 95 tackles, 11 sacks, seven passes defended and three forced fumbles...Rated as a four-star recruit by ESPN.com, Rivals.com, Scout.com and 247Sports.com...Ranked as the No. 11 defensive end in the nation by ESPN.com, No. 14 by Rivals.com, No. 17 by 247Sports.com and No. 22 by Scout.com...Ranked as the No. 4 prospect in New Jersey by ESPN.com, No. 9 by Rivals.com and No. 14 by 247Sports.com...Rated as the No. 132 overall prospect in the nation by ESPN.com...Participated in the Semper Fidelis All-American Bowl.

SINGLE-GAME HIGHS: TACKLES: Total – 6, 9/23/18 vs. Buf. Solo – 4, 9/23/18 vs. Buf. Sacks – 1, two times; last: 11/14/21 vs. Cle. Passes defended – 1, 12/20/20 at Mia.

TASHAWN BOWER'S CAREER STATISTICS

Year	Team	GP	GS	TACKLES				Yds.	INTERCEPTIONS					FUMBLES			
				Total	Solo	Asst.	Sacks		No.	Yds.	Lg.	TD	PD	FF	FR	Yds.	
2017	Minnesota	2	0	1	1	0	1.0	7.0	0	0	-	0	0	0	0	0	0
2018	Minnesota	5	0	6	4	2	0.0	0.0	0	0	-	0	0	0	0	0	0
2019	New England																
2020	New England	7	3	11	9	2	0.0	0.0	0	0	-	0	1	0	0	0	0
2021	NE/Min.	6	0	4	2	2	1.0	6.0	0	0	-	0	0	0	0	0	0
Totals		20	3	22	16	6	2.0	13.0	0	0	-	0	1	0	0	0	0
POSTSEASON																	
2017	Minnesota	0	0	0	0	0	0.0	0.0	0	0	-	0	0	0	0	0	0
Totals		0	0	0	0	0	0.0	0.0	0	0	-	0	0	0	0	0	0

TASHAWN BOWER GAME-BY-GAME

2021, NEW ENGLAND/MINNESOTA

Date	Opp.	W/L	GP/GS	TACKLES			INTERCEPTIONS					FUMBLES						
				Total	Solo	Asst.	Sacks	Yds.	No.	Yds.	Lg.	TD	PD	FF	FR	Yds.		
9/12	Mia.*	L		(PRACTICE SQUAD)														
9/19	at NYJ*	W	1/0	1	0	1	0.0	0.0	0	0	-	0	0	0	0	0	0	0
9/26	NO*	L		(PRACTICE SQUAD)														
10/3	TB*	L		(PRACTICE SQUAD)														
10/10	at Hou.*	W		(PRACTICE SQUAD)														
10/17	Dal.*	L		(PRACTICE SQUAD)														
10/24	NYJ*	W		(PRACTICE SQUAD)														
10/31	at LAC*	W		(PRACTICE SQUAD)														
11/7	at Car.*	W		(PRACTICE SQUAD)														
11/14	Cle.*	W	1/0	2	1	1	1.0	6.0	0	0	-	0	0	0	0	0	0	0
11/18	at Atl.*	W		(PRACTICE SQUAD)														
11/28	at SF	L	1/0	1	1	0	0.0	0.0	0	0	-	0	0	0	0	0	0	0
12/5	at Det.	L	1/0	0	0	0	0.0	0.0	0	0	-	0	0	0	0	0	0	0
12/9	Pit.	W		(INACTIVE)														
12/20	at Chi.	W	1/0	0	0	0	0.0	0.0	0	0	-	0	0	0	0	0	0	0
12/26	LAR	L	1/0	0	0	0	0.0	0.0	0	0	-	0	0	0	0	0	0	0
1/2/22	at GB	L		(INACTIVE)														
1/9/22	Chi.	W		(INACTIVE)														
Totals			6/0	4	2	2	1.0	6.0	0	0	-	0	0	0	0	0	0	0

*w/NE

2020, NEW ENGLAND (7-9)

Date	Opp.	W/L	GP/GS	TACKLES			INTERCEPTIONS					FUMBLES						
				Total	Solo	Asst.	Sacks	Yds.	No.	Yds.	Lg.	TD	PD	FF	FR	Yds.		
9/13	Mia.	W		(PRACTICE SQUAD)														
9/20	at Sea.	L		(PRACTICE SQUAD)														
9/27	LV	W		(PRACTICE SQUAD)														
10/5	at KC	L		(PRACTICE SQUAD)														
10/18	Den.	L		(PRACTICE SQUAD)														
10/25	SF	L	1/0	3	2	1	0.0	0.0	0	0	-	0	0	0	0	0	0	0
11/1	at Buf.	L	1/0	2	2	0	0.0	0.0	0	0	-	0	0	0	0	0	0	0
11/9	at NYJ	W	1/1	0	0	0	0.0	0.0	0	0	-	0	0	0	0	0	0	0
11/15	Bal.	W		(DID NOT PLAY)														
11/22	at Hou.	L	1/0	0	0	0	0.0	0.0	0	0	-	0	0	0	0	0	0	0
11/29	Ari.	W		(INACTIVE)														
12/6	at LAC	W		(INACTIVE)														
12/10	at LAR	L	1/0	1	1	0	0.0	0.0	0	0	-	0	0	0	0	0	0	0
12/20	at Mia.	L	1/1	4	3	1	0.0	0.0	0	0	-	0	1	0	0	0	0	0
12/28	Buf.	L	1/1	1	1	0	0.0	0.0	0	0	-	0	0	0	0	0	0	0
1/3/21	NYJ	W		(RESERVE/INJURED LIST - NECK)														
Totals			7/3	11	9	2	0.0	0.0	0	0	-	0	1	0	0	0	0	0

2018, MINNESOTA (8-7-1)

Date	Opp.	W/L	GP/GS	TACKLES			INTERCEPTIONS					FUMBLES						
				Total	Solo	Asst.	Sacks	Yds.	No.	Yds.	Lg.	TD	PD	FF	FR	Yds.		
9/9	SF	W	1/0															
9/16	at GB	T		(INACTIVE)														
9/23	Buf.	L	1/0	6	4	2	0.0	0.0	0	0	-	0	0	0	0	0	0	0
9/27	at LAR	L	1/0	0	0	0	0.0	0.0	0	0	-	0	0	0	0	0	0	0
10/7	at Phi.	W		(INACTIVE)														
10/14	Ari.	W		(INACTIVE)														
10/21	at NYJ	W	1/0	0	0	0	0.0	0.0	0	0	-	0	0	0	0	0	0	0
10/28	NO	L		(DID NOT PLAY)														
11/4	Det.	W		(INACTIVE)														
11/18	at Chi.	L		(INACTIVE)														
11/25	GB	W	1/0	0	0	0	0.0	0.0	0	0	-	0	0	0	0	0	0	0
12/2	at NE	L		(DID NOT PLAY)														
12/10	at Sea.	L		(INACTIVE)														
12/16	Mia.	W		(INACTIVE)														
12/23	at Det.	W		(INACTIVE)														
12/30	Chi.	L		(INACTIVE)														
Totals			5/0	6	4	2	0.0	0.0	0	0	-	0	0	0	0	0	0	0

2017, MINNESOTA (13-3)

Date	Opp.	W/L	GP/GS	TACKLES			INTERCEPTIONS					FUMBLES						
				Total	Solo	Asst.	Sacks	Yds.	No.	Yds.	Lg.	TD	PD	FF	FR	Yds.		
9/11	NO	W		(INACTIVE)														
9/17	at Pit.	L		(INACTIVE)														
9/24	TB	W		(INACTIVE)														
10/1	Det.	L		(INACTIVE)														
10/9	at Chi.	W		(INACTIVE)														
10/15	GB	W		(INACTIVE)														
10/22	Bal.	W		(INACTIVE)														
10/29	at Cle.	W	1/0	0	0	0	0.0	0.0	0	0	-	0	0	0	0	0	0	0
11/12	at Was.	W		(INACTIVE)														
11/19	LAR	W	1/0	1	1	0	1.0	7.0	0	0	-	0	0	0	0	0	0	0
11/23	at Det.	W		(INACTIVE)														
12/3	at Atl.	W		(INACTIVE)														
12/10	at Car.	L		(INACTIVE)														
12/17	Cin.	W		(INACTIVE)														
12/23	at GB	W		(INACTIVE)														
12/31	Chi.	W		(INACTIVE)														
Totals			2/0	1	1	0	1.0	7.0	0	0	-	0	0	0	0	0	0	0
POSTSEASON																		
1/14/18	NO	W		(INACTIVE)														
1/21/18	at Phi.	L		(INACTIVE)														
Totals			0/0	0	0	0	0.0	0.0	0	0	-	0	0	0	0	0	0	0



NICK BOWERS

82

POSITION: Tight End
HT/WT: 6-4/265
ACQUIRED: FA - '20
BORN: 05/26/96

NFL SEASON: 2
RAIDERS SEASON: 2
COLLEGE: Penn State
HOMETOWN: Kittanning, Pa.

TRANSACTIONS: Signed by Las Vegas Raiders as an undrafted free agent, May 5, 2020...Waived by Raiders, Sept. 5, 2020...Signed by Raiders to practice squad, Sept. 6, 2020...Signed by Raiders as a reserve/future free agent, Jan. 5, 2021...Re-signed by Raiders as an exclusive rights free agent, April 11, 2022.

CAREER: Joined the Raiders as an undrafted free agent in 2020 and spent rookie year on the practice squad before earning an active roster spot in 2021...Played in five games in 2021, seeing action primarily on special teams...Spent seven weeks on the Reserve/Injured list, returning to the active roster late in the 2021 season.

2021: Earned a roster spot out of training camp and played in five games...Inactive for the first four games of the season...Spent seven weeks on the Reserve/Injured list, returning to play in three of the last four games of the regular season...(10/10) vs. Chi.: Made NFL debut, seeing action on special teams and limited action on offense...(10/17) vs. Den.: Played in a reserve role, suffering an injury that would land him on Injured Reserve...(12/20) at Cle.: Activated from Injured/Reserve and played limited snaps on offense and special teams...(12/26) vs. Den.: Played a career-high 26 offensive snaps, helping offense rack up 160 yards on the ground...Blocked for RB Josh Jacobs, who carried the ball a season-high 27 times and matched a career high with 129 rushing yards...**Postseason:** (1/15/22) at Cin.: Inactive for AFC Wild Card Game.

COLLEGE: Played four years at Penn State, playing in 26 games with two starts...Totaled 17 career catches for 279 yards and five TDs...As a senior, appeared in 13 games with two starts...Hauled in a career-high 10 passes for 214 yards and three TDs...Selected Academic All-Big Ten...As a junior, saw action in 10 games and totaled six catches for 50 yards with one TD...Academic All-Big Ten selection...As a sophomore, played in three games and had one catch...As a redshirt freshman, missed the season due to injury.

PERSONAL: Attended Kittanning (Pa.) High School, earning four letters and serving as team captain as a senior...Named first-team all-state (AA) by Pennsylvania Football News...All-Allegheny Conference selection for offense as a junior and senior and for defense as a junior...As a senior, tallied 32 receptions for 503 yards and nine TDs...As a junior, totaled 54 receptions for a school-record 856 yards and eight TDs...Also rushed for 407 yards and seven TDs, leading team to a 9-1 record and its first undefeated regular season since 1976...Rated a three-star prospect by 247Sports.com, ESPN, Rivals.com and Scout.com...Ranked top-25 among the nation's tight ends by ESPN and 247Sports.com...Also lettered in track and field, setting the school record in the shot put...Graduated with a degree in labor and employment relations in May 2019.

AT A GLANCE

- Entered the NFL as an undrafted free agent with the Raiders in 2020, spending his rookie year on the practice squad before earning an active roster spot out of training camp in 2021.
- Played in five games in 2021, playing primarily on special teams and spending seven weeks on the Reserve/Injured list.
- Played four years at Penn State, totaling 17 career catches for 279 yards and five TDs.

NICK BOWERS GAME-BY-GAME

2021, LAS VEGAS (10-7)

Date	Opp.	W/L	GP/GS	RECEIVING				
				Rec.	Yds.	Avg.	Lg.	TD
9/13	Bal.	W		(INACTIVE)				
9/19	at Pit.	W		(INACTIVE)				
9/26	Mia.	W		(INACTIVE)				
10/4	at LAC	L		(INACTIVE)				
10/10	Chi.	L	1/0	0	0	-	-	0
10/17	at Den.	W	1/0	0	0	-	-	0
10/24	Phi.	W		(RESERVE/INJURED LIST - NECK)				
11/7	at NYG	L		(RESERVE/INJURED LIST - NECK)				
11/14	KC	L		(RESERVE/INJURED LIST - NECK)				
11/21	Cin.	L		(RESERVE/INJURED LIST - NECK)				
11/25	at Dal.	W		(RESERVE/INJURED LIST - NECK)				
12/5	Was.	L		(RESERVE/INJURED LIST - NECK)				
12/12	at KC	L		(RESERVE/INJURED LIST - NECK)				
12/20	at Cle.	W	1/0	0	0	-	-	0
12/26	Den.	W	1/0	0	0	-	-	0
1/2/22	at Ind.	W	1/0	0	0	-	-	0
1/9/22	LAC	W		(INACTIVE)				
Totals			5/0	0	0	-	-	0
POSTSEASON								
1/15/22	at Cin.	L		(INACTIVE)				
Totals			0/0	0	0	-	-	0

NICK BOWERS' CAREER STATISTICS

Year	Team	GP	GS	RECEIVING				Att.	RUSHING				TOTAL OFFENSE
				Rec.	Yds.	Avg.	Lg.		Yds.	Avg.	Lg.	TD	
2020	Las Vegas												
2021	Las Vegas	5	0	0	0	-	-	0	0	0	-	-	0
Totals		5	0	0	0	-	-	0	0	0	-	-	0
POSTSEASON													
2021	Las Vegas	0	0	0	0	-	-	0	0	0	-	-	0
Totals		0	0	0	0	-	-	0	0	0	-	-	0



JAYON BROWN

50

POSITION: Linebacker **NFL SEASON:** 6
HT/WT: 6-0/226 **RAIDERS SEASON:** 1
ACQUIRED: UFA ~'22 (Ten.) **COLLEGE:** UCLA
BORN: 02/26/95 **HOMETOWN:** Long Beach, Calif.

TRANSACTIONS: Selected by Tennessee Titans in the fifth round (155th overall) of the 2017 NFL Draft, April 28, 2017... Re-signed by Titans as an unrestricted free agent, Mar. 23, 2021... Signed by Las Vegas Raiders as an unrestricted free agent, March 25, 2022.

CAREER: Veteran linebacker enters his sixth NFL season and first with the Raiders... In 2021, he played in 10 games with six starts, recording his fourth consecutive season with at least 55 tackles and one INT... Finished with 55 tackles (35 solo), two passes defended and one INT... In 2020, he led the team with 76 tackles (45) through the first 10 games of the season before being placed on the Reserve/Injured List for the remainder of the campaign... In 2019, he started a career-high 14 games and ranked third on the team with a career-high 104 tackles, while adding one sack, eight passes defended, one INT and one fumble recovery returned for a TD... In 2018, finished second on the team with 96 tackles and six sacks, while adding two forced fumbles, one fumble recovery, six passes defended and one INT returned for a TD... As a rookie in 2017, played in all 16 games and recorded 51 tackles (37), 1.5 sacks, four passes defended and one fumble recovery... Has appeared in 56 career games with 33 starts, totaling 382 tackles (248), 9.5 sacks, four forced fumbles, three fumble recoveries, 28 passes defended, four INTs and two defensive TDs.

AT A GLANCE

- Played in 10 games with six starts in 2021, recording his fourth consecutive season with at least 55 tackles and one INT.
- In 2019, he ranked third on the team with a career-high 104 tackles after finishing second on the team with 96 tackles in 2018.
- In 2018, he was one of only six linebackers in the NFL with at least six sacks, one INT, one forced fumble and one fumble recovery.

2021 (WITH TEN.): Appeared in 10 games with six starts, recording 55 tackles (35 solo), two passes defended and one INT... Marked his fourth straight season with at least 55 tackles and one INT... Was placed on Reserve/Injured List with a knee injury from Week 5 to Week 8... Missed final two games of season on the Reserve/COVID-19 List... (9/12) vs. Ari.: Finished tied for second on the team with seven tackles (five)... (9/19) at Sea.: Inactive... (9/26) vs. Ind.: Posted one tackle... (10/3) at NYJ.: Recorded one tackle... (11/7) at LAR.: Returned to action and recorded seven tackles... (11/14) vs. NO.: Tied for a team-high nine tackles (seven)... (11/21) vs. Hou.: Registered a season-high 14 tackles (six)... (11/28) at NE.: Posted eight tackles (five) and one pass defended... (12/12) vs. Jac.: Compiled three tackles (two), one pass defended and one INT... (12/23) vs. SF.: Recorded five tackles (two)... **Postseason:** (1/22/22) vs. Cin.: Posted two tackles (one) in the AFC Divisional game.

2020 (WITH TEN.): Started 10 games and posted 76 tackles (45 solo), one sack, one INT, two forced fumbles and eight passes defended... Missed the final six games of the regular season and postseason after being placed on the Reserve/Injured List on Nov. 24... Led or tied for the team lead in tackles five times... (9/14) at Den.: Posted five tackles (two), including one tackle for loss... (9/20) vs. Jac.: Talled seven tackles (three) and one pass defended... (9/27) at Min.: Led the team with eight tackles (six) and added one pass defended... (10/13) vs. Buf.: Totaled five tackles (three) and one forced fumble... (10/18) vs. Hou.: Finished with a team-high 10 tackles (four), including one stop for loss... (10/25) vs. Pit.: Compiled eight tackles (seven), a career-high four passes defended and one INT... (11/1) at Cin.: Recorded a season-high 12 tackles (seven)... (11/8) vs. Chi.: Talled a team-high 11 tackles (six), one sack, one forced fumble and one pass defended... (11/12) vs. Ind.: Posted seven tackles (five) and one pass defended... (11/22) at Bal.: Recorded three tackles (two) before exiting the game with an injury late in the second quarter.

2019 (WITH TEN.): Started a career-high 14 games and ranked third on the team with a career-high 104 tackles (68 solo)... Finished with a team-high eight passes defended, while adding one sack, one INT and one fumble recovery... (9/8) at Cle.: Posted two tackles (one) and two passes defended... (9/15) vs. Ind.: Recorded nine tackles (seven) and one pass defended... (9/19) at Jac.: Led the team with 10 tackles (six)... Added one tackle on special teams... (9/29) at Atl.: Talled seven tackles (three), one sack and one pass defended... (10/6) vs. Buf.: Recorded seven tackles... (10/13) at Den.: Made one tackle before leaving the game early in the first quarter with an injury... (10/20) vs. LAC.: Inactive... (10/27) vs. TB.: Compiled eight tackles (five) and two passes defended... (11/3) at Car.: Recorded eight tackles (four)... (11/24) vs. Jac.: Registered a career-high 15 tackles (11)... (12/1) at Ind.: Led the team with nine tackles (five) and added one pass defended... (12/8) at Oak.: Finished with seven tackles (two), one tackle for loss and a fumble recovery returned for a TD... Recovered a fumble by TE Darren Waller and returned it 47 yards for a TD early in the fourth quarter... (12/15) vs. Hou.: Totaled 10 tackles (seven) and one pass defended... (12/22) vs. NO.: Posted eight tackles (seven), including one tackle for loss... (12/29) at Hou.: Recorded three tackles (two)... **Postseason:** (1/4/20) at NE.: Posted three tackles (two) in the AFC Wild Card game... (1/11/20) at Bal.: Inactive for AFC Divisional game... (1/19/20) at KC.: Recorded five tackles and one pass defended in the AFC Championship.

2018 (WITH TEN.): Started 16 games with nine starts, finishing second on the team with 96 tackles and six sacks, while adding two forced fumbles, one fumble recovery, six passes defended and one INT returned for a TD... (9/9) at Mia.: Posted four tackles (three)... (9/16) vs. Hou.: Recorded two tackles... (9/23) at Jac.: Recorded six tackles (four), including one tackle for loss... (9/30) vs. Phi.: Made his first career start at linebacker and led the team with 10 tackles (six), including two tackles for loss and one sack... (10/7) at Buf.: Finished with a team-high 10 tackles (eight) and one sack... (10/14) vs. Bal.: Posted seven tackles (four)... (10/21) at LAC.: Totaled seven tackles (six) and one sack... (11/5) at Dal.: Compiled four tackles (three), one sack and one forced fumble... (11/11) vs. NE.: Recorded four tackles (one) and a half-sack... (11/18) at Ind.: Posted five tackles (four) and one pass defended... (11/26) at Hou.: Recorded six tackles (two) and a half-sack... (12/2) vs. NYJ.: Talled five tackles (four), one sack and one pass defended... (12/6) vs. Jac.: Totaled five tackles (two) and one pass defended... (12/16) at NYG.: Posted three tackles (two) and one pass defended... (12/22) vs. Was.: Recorded nine tackles (six)... (12/30) vs. Ind.: Talled nine tackles (six), one forced fumble, one fumble recovery, two passes defended and one INT returned for a TD... Picked off a pass by QB Andrew Luck and returned it 22 yards for a TD.

2017 (WITH TEN.): Played in all 16 games and posted 51 tackles (37 solo), 1.5 sacks, one fumble recovery and four passes defended... (9/10) vs. Oak.: Recorded four tackles (three)... (9/17) at Jac.: Posted one tackle and pass defended... (9/24) vs. Sea.: Recorded three tackles... (10/1) at Hou.: Posted four tackles (two)... (10/8) at Mia.: Made one tackle... (10/16) vs. Ind.: Talled three tackles (two)

BROWN

and two passes defended... (10/22) at Cle.: Recorded four tackles (two)... (11/5) vs. Bal.: Finished with six tackles (five)... (11/12) vs. Cin.: Posted four tackles... (11/16) at Pit.: Totaled three tackles (one), including one tackle for loss... (11/26) at Ind.: Recorded two tackles (one) and a half-sack... (12/3) vs. Hou.: Talled one tackle and one pass defended... (12/10) at Ari.: Finished with three tackles (two)... (12/17) at SF.: Compiled five tackles and one sack... (12/24) vs. LAR.: Posted five tackles (three)... (12/31) vs. Jac.: Recorded two tackles and one fumble recovery... **Postseason:** (1/7/18) at KC.: Recorded three tackles (two) in Wild Card game... (1/13/18) at NE.: Totaled one tackle and one pass defended in the Divisional game.

COLLEGE: Played four seasons at UCLA from 2013-16, appearing in 49 games with 21 starts... Totaled 220 tackles, three sacks, three INTs, 15 passes defended, one forced fumble and four fumble recoveries... As a senior, started all 12 games and led the team with 119 tackles, while adding 2.5 sacks, three INTs, two fumble recoveries and 23 passes defended... Named first-team All-Pac-12 and ranked tied for 10th in the conference in INTs (three) and first in tackles per game (9.9)... As a junior, played in 12 games with nine starts... Finished with 93 tackles and ranked second on the team with six passes defended... As a sophomore, appeared in 12 games and recorded two tackles... As a freshman, appeared in all 13 games as a special teams player and reserve linebacker and made six tackles.

PERSONAL: Attended Long Beach (Calif.) Poly High School, where he was ranked a three-star prospect by Scout.com and Rivals.com... As a senior, was named CIF Pac-5 Division Defensive Player of the Year after recording 112 tackles and 11.5 tackles for loss to help lead his team to a 12-4 record.

ADDITIONAL STATISTICS: Special teams tackles – 1 in 2017, 1 in 2018, 1 in 2019, NFL Totals: 3.

SINGLE-GAME HIGHS: TACKLES: Total – 15, 11/24/19 vs. Jac. Solo – 11, 11/24/19 vs. Jac. Sacks – 1.0, eight times; last: 11/8/20 vs. Chi. Forced Fumbles – 1, four times; last: 11/8/20 vs. Chi. Fumbles Recovered – 1, three times; last: 12/8/19 at Oak. Passes Defended – 4, 10/25/20 vs. Pit. Interceptions – 1, four times; last: 12/12/21 vs. Jac.

JAYON BROWN'S CAREER STATISTICS

Year	Team	TACKLES						INTERCEPTIONS					FUMBLES			
		GP	GS	Total	Solo	Asst.	Sacks	Yds.	No.	Yds.	Lg.	TD	PD	FF	FR	Yds.
2017	Tennessee	16	0	51	37	14	1.5	1.5	0	0	-	0	4	0	1	0
2018	Tennessee	16	9	96	63	33	6.0	25.0	1	22	22t	1	6	2	1	7
2019	Tennessee	14	14	104	68	36	1.0	1.0	1	0	0	0	8	0	1	47
2020	Tennessee	10	10	76	45	31	1.0	6.0	1	0	0	0	8	2	0	0
2021	Tennessee	10	6	55	35	20	0.0	0.0	1	2	2t	0	2	0	0	0
Totals		66	39	382	248	134	9.5	33.5	4	24	22t	1	28	4	3	54
POSTSEASON																
2017	Tennessee	2	0	4	3	1	0.0	0.0	0	0	-	0	1	0	0	0
2019	Tennessee	2	2	8	7	1	0.0	0.0	0	0	-	0	1	0	0	0
2020	Tennessee	0	0	0	0	0	0.0	0.0	0	0	-	0	0	0	0	0
2021	Tennessee	1	0	2	1	1	0.0	0.0	0	0	-	0	0	0	0	0
Totals		5	2	14	11	3	0.0	0.0	0	0	-	0	2	0	0	0

JAYON BROWN GAME-BY-GAME

2021, TENNESSEE TITANS (12-5)

Date	Opp.	W/L	GP/GS	TACKLES						INTERCEPTIONS					FUMBLES		
				Total	Solo	Asst.	Sacks	Yds.	No.	Yds.	Lg.	TD	PD	FF	FR	Yds.	
9/12	Ari.	L	1/1	7	5	2	0.0	0.0	0	0	-	0	0	0	0	0	0
9/19	at Sea.	W		(INACTIVE)													
9/26	Ind.	W	1/0	1	0	1	0.0	0.0	0	0	-	0	0	0	0	0	0
10/3	at NYJ	L	1/0	1	1	0	0.0	0.0	0	0	-	0	0	0	0	0	0
10/10	at Jac.	W		(RESERVE/INJURED LIST - DESIGNATED FOR RETURN - KNEE)													
10/18	Buf.	W		(RESERVE/INJURED LIST - DESIGNATED FOR RETURN - KNEE)													
10/24	KC	W		(RESERVE/INJURED LIST - DESIGNATED FOR RETURN - KNEE)													
10/31	at Ind.	W		(RESERVE/INJURED LIST - DESIGNATED FOR RETURN - KNEE)													
11/7	at LAR	W	1/1	7	7	0	0.0	0.0	0	0	-	0	0	0	0	0	0
11/14	NO	W	1/1	9	7	2	0.0	0.0	0	0	-	0	0	0	0	0	0
11/21	Hou.	L	1/1	14	6	8	0.0	0.0	0	0	-	0	0	0	0	0	0
11/28	at NE	L	1/1	8	5	3	0.0	0.0	0	0	-	0	1	0	0	0	0
12/12	Jac.	W	1/1	3	2	1	0.0	0.0	1	2	2	0	1	0	0	0	0
12/19	at Pit.	L	1/0	0	0	0	0.0	0.0	0	0	-	0	0	0	0	0	0
12/23	SF	W	1/0	5	2	3	0.0	0.0	0	0	-	0	0	0	0	0	0
1/2/22	Mia.	W		(RESERVE/COVID-19 LIST)													
1/9/22	at Hou.	W		(RESERVE/COVID-19 LIST)													
Totals			10/6	55	35	20	0.0	0.0	1	2	2	0	2	0	0	0	0
POSTSEASON																	
1/22/22	Cin.L		1/0	2	1	1	0.0	0.0	0	0	-	0	0	0	0	0	0
Totals			1/0	2	1	1	0.0	0.0	0	0	-	0	0	0	0	0	0

2020, TENNESSEE (11-5)

Date	Opp.	W/L	GP/GS	TACKLES					INTERCEPTIONS					FUMBLES				
				Total	Solo	Asst.	Sacks	Yds.	No.	Yds.	Lg.	TD	PD	FF	FR	Yds.		
9/14	at Den.	W	1/1	5	2	3	0.0	0.0	0	0	-	0	0	0	0	0	0	0
9/20	Jac.	W	1/1	7	3	4	0.0	0.0	0	0	-	0	1	0	0	0	0	
9/27	at Min.	W	1/1	8	6	2	0.0	0.0	0	0	-	0	1	0	0	0	0	
10/13	Buf.	W	1/1	5	3	2	0.0	0.0	0	0	-	0	0	1	0	0	0	
10/18	Hou.	W	1/1	10	4	6	0.0	0.0	0	0	-	0	0	0	0	0	0	
10/25	Pit.	L	1/1	8	7	1	0.0	0.0	1	0	0	0	4	0	0	0	0	
11/1	at Cin.	L	1/1	12	7	5	0.0	0.0	0	0	-	0	0	0	0	0	0	
11/8	Chi.	W	1/1	11	6	5	1.0	6.0	0	0	-	0	1	1	0	0	0	
11/12	Ind.	L	1/1	7	5	2	0.0	0.0	0	0	-	0	1	0	0	0	0	
11/22	at Bal.	W	1/1	3	2	1	0.0	0.0	0	0	-	0	0	0	0	0	0	
11/29	at Ind.	W		(RESERVE/INJURED LIST - ELBOW)														
12/6	Cle.	L		(RESERVE/INJURED LIST - ELBOW)														
12/13	at Jac.	W		(RESERVE/INJURED LIST - ELBOW)														
12/20	Det.	W		(RESERVE/INJURED LIST - ELBOW)														
12/27	at GB	L		(RESERVE/INJURED LIST - ELBOW)														
1/3/21	at Hou.	W		(RESERVE/INJURED LIST - ELBOW)														
Totals			10/10	76	45	31	1.0	6.0	1	0	0	0	8	2	0	0	0	
POSTSEASON																		
1/10/21	Bal.	L		(RESERVE/INJURED LIST - ELBOW)														
Totals			0/0	0	0	0	0.0	0.0	0	0	0	0	0	0	0	0	0	

2019, TENNESSEE (9-7)

Date	Opp.	W/L	GP/GS	TACKLES					INTERCEPTIONS					FUMBLES			
				Total	Solo	Asst.	Sacks	Yds.	No.	Yds.	Lg.	TD	PD	FF	FR	Yds.	
9/8	at Cle.	W	1/1	2	1	1	0.0	0.0	0	0	-	0	2	0	0	0	0
9/15	Ind.	L	1/1	9	7	2	0.0	0.0	0	0	-	0	1	0	0	0	0
9/19	at Jac.	L	1/1	10	6	4	0.0	0.0	0	0	-	0	0	0	0	0	0
9/29	at Atl.	W	1/1	7	3	4	1.0	1.0	0	0	-	0	1	0	0	0	0
10/6	Buf.	L	1/1	7	7	0	0.0	0.0	0	0	-	0	0	0	0	0	0
10/13	at Den.	L	1/1	1	1	0	0.0	0.0	0	0	-	0	0	0	0	0	0
10/20	LAC	W		(INACTIVE)													
10/27	TB	W	1/1	8	5	3	0.0	0.0	0	0	-	0	2	0	0	0	0
11/3	at Car.	L	1/1	8	4	4	0.0	0.0	0	0	-	0	0	0	0	0	0
11/10	KC	W		(INACTIVE)													
11/24	Jac.	W	1/1	15	11	4	0.0	0.0	0	0	-	0	0	0	0	0	0
12/1	at Ind.	W	1/1	9	5	4	0.0	0.0	0	0	-	0	1	0	0	0	0
12/8	at Oak.	W	1/1	7	2	5	0.0	0.0	0	0	-	0	0	0	1	47	0
12/15	Hou.	L	1/1	10	7	3	0.0	0.0	1	0	0	0	1	0	0	0	0
12/22	NO	L	1/1	8	7	1	0.0	0.0	0	0	-	0	0	0	0	0	0
12/29	at Hou.	W	1/1	3	2	1	0.0	0.0	0	0	-	0	0	0	0	0	0
Totals			14/14	104	68	36	1.0	1.0	1	0	0	0	8	0	1	47	0
POSTSEASON																	
1/4/20	at NE	W	1/1	3	2	1	0.0	0.0	0	0	-	0	0	0	0	0	0
1/11/20	at Bal.	W		(INACTIVE)													
1/19/20	at KC	L	1/1	1	1	0	0.0	0.0	0	0	-	0	1	0	0	0	0
Totals			2/0	4	3	1	0.0	0.0	0	0	-	0	1	0	0	0	0

2018, TENNESSEE (9-7)

Date	Opp.	W/L	GP/GS	TACKLES					INTERCEPTIONS					FUMBLES			
				Total	Solo	Asst.	Sacks	Yds.	No.	Yds.	Lg.	TD	PD	FF	FR	Yds.	
9/9	at Mia.	L	1/0	4	3	1	0.0	0.0	0	0	-	0	0	0	0	0	0
9/16	Hou.	W	1/0	2	2	0	0.0	0.0	0	0	-	0	0	0	0	0	0
9/23	at Jac.	W	1/0	6	4	2	0.0	0.0	0	0	-	0	0	0	0	0	0
9/30	Phi.	W	1/1	10	6	4	1.0	10.0	0	0	-	0	0	0	0	0	0
10/7	at Buf.	L	1/1	10	8	2	1.0	3.0	0	0	-	0	0	0	0	0	0
10/14	Bal.	L	1/1	7	4	3	0.0	0.0	0	0	-	0	0	0	0	0	0
10/21	at LAC	L	1/0	7	6	1	1.0	1.0	0	0	-	0	0	0	0	0	0
11/5	at Dal.	W	1/0	4	3	1	1.0	2.0	0	0	-	0	0	1	0	0	0
11/11	NE	W	1/1	4	1	3	0.5	2.5	0	0	-	0	0	0	0	0	0
11/18	at Ind.	L	1/1	5	4	1	0.0	0.0	0	0	-	0	1	0	0	0	0
11/26	at Hou.	L	1/0	6	2	4	0.5	5.5	0	0	-	0	0	0	0	0	0
12/2	NYJ	W	1/1	5	4	1	1.0	1.0	0	0	-	0	1	0	0	0	0
12/6	Jac.	W	1/1	5	2	3	0.0	0.0	0	0	-	0	1	0	0	0	0
12/16	at NYG	W	1/0	3	2	1	0.0	0.0	0	0	-	0	1	0	0	0	0
12/22	Was.	W	1/1	9	6	3	0.0	0.0	0	0	-	0	0	0	0	0	0
12/30	Ind.	L	1/1	9	6	3	0.0	0.0	1	22	22t	1	2	1	1	7	7
Totals			16/9	96	63	33	6.0	25.0	1	22	22t	1	6	2	1	7	7

2017, TENNESSEE (9-7)

Date	Opp.	W/L	GP/GS	TACKLES					INTERCEPTIONS					FUMBLES			
				Total	Solo	Asst.	Sacks	Yds.	No.	Yds.	Lg.	TD	PD	FF	FR	Yds.	
9/10	Oak.	L	1/0	4	3	1	0.0	0.0	0	0	-	0	0	0	0	0	0
9/17	at Jac.	W	1/0	1	1	0	0.0	0.0	0	0	-	0	1	0	0	0	0
9/24	Sea.	W	1/0	3	3	0	0.0	0.0	0	0	-	0	0	0	0	0	0
10/1	at Hou.	L	1/0	4	2	2	0.0	0.0	0	0	-	0	0	0	0	0	0
10/8	at Mia.	L	1/0	1	1	0	0.0	0.0	0	0	-	0	0	0	0	0	0
10/16	Ind.	W	1/0	3	2	1	0.0	0.0	0	0	-	0	2	0	0	0	0
10/22	at Cle.	W	1/0	4	2	2	0.0	0.0	0	0	-	0	0	0	0	0	0
11/5	Bal.	W	1/0	6	5	1	0.0	0.0	0	0	-	0	0	0	0	0	0
11/12	Cin.	W	1/0	4	4	0	0.0	0.0	0	0	-	0	0	0	0	0	0
11/16	at Pit.	L	1/0	3	1	2	0.0	0.0	0	0	-	0	0	0	0	0	0
11/26	at Ind.	W	1/0	2	1	1	0.5	1.5	0	0	-	0	0	0	0	0	0
12/3	Hou.	W	1/0	1	0	1	0.0	0.0	0	0	-	0	1	0	0	0	0
12/10	at Ari.	L	1/0	3	2	1	0.0	0.0	0	0	-	0	0	0	0	0	0
12/17	at SF	L	1/0	5	5	0	1.0	0.0	0	0	-	0	0	0	0	0	0
12/24	LAR	L	1/0	5	3	2	0.0	0.0	0	0	-	0	0	0	0	0	0
12/31	Jac.	W	1/0	2	2	0	0.0	0.0	0	0	-	0	0	0	1	0	0
Totals			16/0	51	37	14	1.5	1.5	0	0	-	0	4	0	1	0	0
POSTSEASON																	
1/6/18	at KC	W	1/0	3	2	1	0.0	0.0	0	0	-	0	0	0	0	0	0
1/13/18	at NE	L	1/0	1	1	0	0.0	0.0	0	0	-	0	1	0	0	0	0
Totals			2/0	4	3	1	0.0	0.0	0	0	-	0	1	0	0	0	0



VERNON BUTLER

94

POSITION: Defensive Tackle **NFL SEASON:** 7
HT/WT: 6-4/321 **RAIDERS SEASON:** 1
ACQUIRED: UFA-'22 (Buf.) **COLLEGE:** Louisiana Tech
BORN: 06/14/94 **HOMETOWN:** McComb, Miss.

TRANSACTIONS: Selected by Carolina Panthers in the first round (30th overall) of the 2016 NFL Draft, April 28, 2016... Signed by Buffalo Bills as an unrestricted free agent, March 27, 2020... Signed by Las Vegas Raiders as an unrestricted free agent, March 23, 2022.

CAREER: Veteran defensive tackle and former first-round draft pick enters his seventh NFL season and first with the Raiders... In six NFL seasons, has played in 76 games with 19 starts and has totaled 106 tackles (56 solo), eight sacks, three passes defended, four forced fumbles and two fumble recoveries... Played the past two seasons with Buffalo, playing in 24 games with 10 starts... Played four seasons with Carolina, playing in 52 games with nine starts and totaling eight sacks... In 2019, played in 14 games with nine starts and posted career highs with six sacks and 32 tackles (22).

AT A GLANCE

- Veteran defensive tackle joins Raiders after playing six seasons with Buffalo and Carolina. Career totals include 106 tackles (56 solo) and eight sacks.
- In 2019 with Carolina, set career highs with 32 tackles (22) and six sacks with three forced fumbles.
- Entered the NFL as a first-round selection in the 2016 NFL Draft (30th overall) out of Louisiana Tech.

2021 (WITH BUF.): Played in 10 games with one start in second season with Buffalo... Totaled 11 tackles (six solo)... Inactive for seven games... (9/12) vs. Pit.: Started at defensive tackle in season opener... (11/21) vs. Ind.: Matched a career high with six tackles (three)... Postseason: (1/15/22) vs. NE: Saw action as a reserve in AFC Wild Card Game... (1/23/22) at KC: Inactive for AFC Divisional Playoff Game.

2020 (WITH BUF.): Played in 14 games with nine starts in first season with Buffalo... Matched career highs in games played and starts... Totaled 18 tackles (nine), including five tackles for loss, and one forced fumble... Inactive for two games... Started final eight regular-season games and all three postseason contests... (9/20) at Mia.: Made debut with Bills, posting four tackles (two) and forcing a fumble... (10/2) vs. KC: Matched a season high with four stops (two)... (10/25) at NYJ: Made first start with Bills and assisted on one tackle... (12/7) at SF: Posted three tackles (one) and one tackle for loss... (12/19) at Den.: Recorded a pass defended... Postseason: (1/9/21) vs. Ind.: Made first-career postseason start in AFC Wild Card Game... (1/16/21) vs. Bal.: Posted one solo tackle in AFC Divisional Playoff Game... (1/24/21) at KC: Credited with two stops (one) in AFC Championship Game.

2019 (WITH CAR.): In fourth season with Carolina, played in 14 games with nine starts and set career highs with 32 tackles (22 solo), six sacks and three forced fumbles... Started eight of Carolina's final nine regular-season games... (9/29) at Hou.: Recorded first sack of the season and credited with a forced fumble... (10/13) at TB: Made first start of the season and set a career high by sacking QB Jameis Winston twice... Also set a career high with two forced fumbles... (10/27) at SF: Posted a career-high six tackles (five)... (11/10) at GB: Notched three tackles (two) and one sack... (12/1) vs. Was.: Credited with five tackles (two)... (12/8) at Atl.: Registered a sack and was credited with two solo stops... (12/15) vs. Sea.: Recorded a sack and five tackles (two).

2018 (WITH CAR.): Played in 14 games, recording 19 tackles (six solo) and a half-sack... (9/9) vs. Dal.: Assisted on three tackles in season opener... (10/21) at Phi.: Matched a season high with three tackles (one)... (12/17) vs. NO: Assisted on two tackles and credited with a half-sack.

2017 (WITH CAR.): Played in 14 games and posted 13 tackles (eight solo)... Part of a defense that ranked No. 7 in the league in total yards allowed and No. 3 in rushing defense... (11/26) at NYJ: Registered a season-high four tackles (two) and credited with a pass defended.

2016 (WITH CAR.): Played in 10 games as a rookie... Recorded 13 tackles (five solo), 1.5 sacks and one fumble recovery... Blocked two field goal attempts on special teams, tying the Carolina franchise record for blocks in a season... Part of a defense that finished the season ranked No. 2 in the NFL with 47 sacks... (9/8) at Den.: Made NFL debut and was credited with a sack of QB Trevor Siemian for a 9-yard loss... (11/13) vs. KC: Credited with a half-sack... (1/1/17) at TB: Recovered first-career fumble in regular-season finale.

COLLEGE: Played in 48 games with 28 starts at Louisiana Tech... Totaled 170 career tackles, 29.5 tackles for loss, five sacks, nine quarterback pressures, one forced fumble, two fumble recoveries and three passes defended... Started 13 games as a senior in 2015... First-team All-Conference USA selection... Posted 50 tackles, one fumble recovery and two passes defended... Helped the Bulldogs rank No. 13 in the nation and No. 1 in the conference in rushing defense for the second consecutive season, allowing 119.3 yards per game... As a junior in 2014, started 14 games... Recorded 56 tackles, 13.5 tackles for loss, one sack, one quarterback pressure, one forced fumble, one fumble recovery and one pass defended... Anchored a unit that ranked No. 17 in the nation and led the conference in rushing defense, yielding just 118.2 yards per game... Played in 11 games with one start as a sophomore in 2013... Notched 43 tackles, 4.5 tackles for loss and one sack... As a freshman in 2012, played in 10 games... Logged 21 tackles and 1.5 tackles for loss.

PERSONAL: Attended North Pike High School in Summit, Miss... As a senior, recorded 121 tackles, 13 sacks for losses totaling 37 yards and one fumble recovery... Ranked No. 37 in the state of Mississippi in sacks... Named all-district, all-area and all-state... As a junior, recorded 102 tackles and six sacks... Earned all-district honors... Led team to a No. 1 ranking as a junior and a south state title... Team finished as the state runner-up... Also lettered in basketball and track... Father, Vernon Butler Sr., played guard at Northeastern Louisiana.

ADDITIONAL STATISTICS: Blocked kicks: 2 in 2016.

SINGLE-GAME HIGHS: TACKLES: Total – 6, two times, last: 11/21/21 vs. Ind. Solo – 5, 10/27/19 at SF Sacks – 2, 10/13/19 at TB. Passes defended – 1, three times, last: 12/19/20 at Den. Forced fumbles – 2, 10/13/19 at TB. Fumbles recovered – 1, two times, last: 10/28/18 vs. Bal.

BUTLER

VERNON BUTLER'S CAREER STATISTICS

Year	Team	GP	GS	TACKLES				INTERCEPTIONS					FUMBLES			
				Total	Solo	Asst.	Sacks	Yds.	No.	Yds.	Lg.	TD	PD	FF	FR	Yds.
2016	Carolina	10	0	13	5	8	1.5	11.0	0	0	-	0	1	0	1	0
2017	Carolina	14	0	13	8	5	0.0	0.0	0	0	-	0	1	0	0	0
2018	Carolina	14	0	19	6	13	0.5	4.0	0	0	-	0	0	0	1	0
2019	Carolina	14	9	32	22	10	6.0	40.0	0	0	-	0	0	3	0	0
2020	Buffalo	14	11	18	9	9	0.0	0.0	0	0	-	0	1	1	0	0
2021	Buffalo	10	1	11	6	5	0.0	0.0	0	0	-	0	0	0	0	0
Totals		76	21	106	56	50	8.0	55.0	0	0	-	0	3	4	2	0
POSTSEASON																
2017	Carolina	1	0	0	0	0	0.0	0.0	0	0	-	0	0	0	0	0
2020	Buffalo	3	3	3	2	1	0.0	0.0	0	0	-	0	0	0	0	0
2021	Buffalo	1	0	0	0	0	0.0	0.0	0	0	-	0	0	0	0	0
Totals		5	3	3	2	1	0.0	0.0	0	0	-	0	0	0	0	0

VERNON BUTLER GAME-BY-GAME

2021, BUFFALO (11-6)

Date	Opp.	W/L	GP/GS	TACKLES				INTERCEPTIONS					FUMBLES			
				Total	Solo	Asst.	Sacks	Yds.	No.	Yds.	Lg.	TD	PD	FF	FR	Yds.
9/12	Pit.	L	1/1	0	0	0	0.0	0.0	0	0	-	0	0	0	0	0
9/19	at Mia.	W	1/0	0	0	0	0.0	0.0	0	0	-	0	0	0	0	0
9/26	Was.	W	1/0	1	1	0	0.0	0.0	0	0	-	0	0	0	0	0
10/3	Hou.	W	(INACTIVE)													
10/10	at KC	W	(INACTIVE)													
10/18	at Ten.	L	(INACTIVE)													
10/31	Mia.	W	1/0	0	0	0	0.0	0.0	0	0	-	0	0	0	0	0
11/7	at Jac.	L	1/0	1	1	0	0.0	0.0	0	0	-	0	0	0	0	0
11/14	at NYJ	W	1/0	1	0	1	0.0	0.0	0	0	-	0	0	0	0	0
11/21	Ind.	L	1/0	6	3	3	0.0	0.0	0	0	-	0	0	0	0	0
11/25	at NO	W	(INACTIVE)													
12/6	NE	L	(INACTIVE)													
12/12	at TB	L	(INACTIVE)													
12/19	Car.	W	1/0	2	1	1	0.0	0.0	0	0	-	0	0	0	0	0
12/26	at NE	W	1/0	0	0	0	0.0	0.0	0	0	-	0	0	0	0	0
1/2/22	Atl.	W	(INACTIVE)													
1/9/22	NYJ	W	1/0	0	0	0	0.0	0.0	0	0	-	0	0	0	0	0
Totals			10/1	11	6	5	0.0	0.0	0	0	-	0	0	0	0	0
POSTSEASON																
1/15/22	NE	W	1/0	0	0	0	0.0	0.0	0	0	-	0	0	0	0	0
1/23/22	at KC	L	(INACTIVE)													
Totals			1/0	0	0	0	0.0	0.0	0	0	-	0	0	0	0	0

2020, BUFFALO (13-3)

Date	Opp.	W/L	GP/GS	TACKLES					INTERCEPTIONS					FUMBLES		
				Total	Solo	Asst.	Sacks	Yds.	No.	Yds.	Lg.	TD	PD	FF	FR	Yds.
9/13	NYJ	W		(INACTIVE)												
9/20	at Mia.	W	1/1	4	2	2	0.0	0.0	0	0	-	0	0	1	0	0
9/27	LAR	W	1/1	1	0	1	0.0	0.0	0	0	-	0	0	0	0	0
10/4	at LV	W	1/0	0	0	0	0.0	0.0	0	0	-	0	0	0	0	0
10/13	at Ten.	L	1/0	2	1	1	0.0	0.0	0	0	-	0	0	0	0	0
10/19	KC	L	1/0	4	2	2	0.0	0.0	0	0	-	0	0	0	0	0
10/25	at NYJ	W	1/1	1	0	1	0.0	0.0	0	0	-	0	0	0	0	0
11/1	NE	W		(INACTIVE)												
11/8	Sea.	W	1/1	1	1	0	0.0	0.0	0	0	-	0	0	0	0	0
11/15	at Ari.	L	1/1	0	0	0	0.0	0.0	0	0	-	0	0	0	0	0
11/29	LAC	W	1/1	2	2	0	0.0	0.0	0	0	-	0	0	0	0	0
12/7	at SF	W	1/1	3	1	2	0.0	0.0	0	0	-	0	0	0	0	0
12/13	Pit.	W	1/1	0	0	0	0.0	0.0	0	0	-	0	0	0	0	0
12/19	at Den.	W	1/1	0	0	0	0.0	0.0	0	0	-	0	1	0	0	0
12/28	at NE	W	1/1	0	0	0	0.0	0.0	0	0	-	0	0	0	0	0
1/3/21	Mia.	W	1/1	0	0	0	0.0	0.0	0	0	-	0	0	0	0	0
Totals			14/11	18	9	9	0.0	0.0	0	0	-	0	1	1	0	0
POSTSEASON																
1/9/21	Ind.	W	1/1	0	0	0	0.0	0.0	0	0	-	0	0	0	0	0
1/16/21	Bal.	W	1/1	1	1	0	0.0	0.0	0	0	-	0	0	0	0	0
1/24/21	at KC	L	1/1	2	1	1	0.0	0.0	0	0	-	0	0	0	0	0
Totals			3/3	3	2	1	0.0	0.0	0	0	-	0	0	0	0	0

2019, CAROLINA (5-11)

Date	Opp.	W/L	GP/GS	TACKLES					INTERCEPTIONS					FUMBLES		
				Total	Solo	Asst.	Sacks	Yds.	No.	Yds.	Lg.	TD	PD	FF	FR	Yds.
9/8	LAR	L		(INACTIVE)												
9/12	TB	L		(INACTIVE)												
9/22	at Ari.	W	1/0	0	0	0	0.0	0.0	0	0	-	0	0	0	0	0
9/29	at Hou.	W	1/0	1	1	0	1.0	3.0	0	0	-	0	0	1	0	0
10/6	Jac.	W	1/0	1	1	0	0.0	0.0	0	0	-	0	0	0	0	0
10/13	at TB	W	1/1	2	2	0	2.0	14.0	0	0	-	0	0	2	0	0
10/27	at SF	L	1/0	6	5	1	0.0	0.0	0	0	-	0	0	0	0	0
11/3	Ten.	W	1/1	1	1	0	0.0	0.0	0	0	-	0	0	0	0	0
11/10	at GB	L	1/1	3	2	1	1.0	7.0	0	0	-	0	0	0	0	0
11/17	Atl.	L	1/1	2	2	0	0.0	0.0	0	0	-	0	0	0	0	0
11/24	at NO	L	1/1	1	1	0	0.0	0.0	0	0	-	0	0	0	0	0
12/1	Was.	L	1/1	5	2	3	0.0	0.0	0	0	-	0	0	0	0	0
12/8	at Atl.	L	1/1	2	2	0	1.0	11.0	0	0	-	0	0	0	0	0
12/15	Sea.	L	1/1	5	2	3	1.0	5.0	0	0	-	0	0	0	0	0
12/22	at Ind.	L	1/1	2	1	1	0.0	0.0	0	0	-	0	0	0	0	0
12/29	NO	L	1/1	1	0	1	0.0	0.0	0	0	-	0	0	0	0	0
Totals			14/9	32	22	10	6.0	40.0	0	0	-	0	0	3	0	0

2018, CAROLINA (7-9)


Date	Opp.	W/L	GP/GS	TACKLES					INTERCEPTIONS					FUMBLES		
				Total	Solo	Asst.	Sacks	Yds.	No.	Yds.	Lg.	TD	PD	FF	FR	Yds.
9/9	Dal.	W	1/0	3	0	3	0.0	0.0	0	0	-	0	0	0	0	0
9/16	at Atl.	L	1/0	1	1	0	0.0	0.0	0	0	-	0	0	0	0	0
9/23	Cin.	W	1/0	1	1	0	0.0	0.0	0	0	-	0	0	0	0	0
10/7	NYG	W	1/0	1	0	1	0.0	0.0	0	0	-	0	0	0	0	0
10/14	at Was.	L	1/0	1	0	1	0.0	0.0	0	0	-	0	0	0	0	0
10/21	at Phi.	W	1/0	3	1	2	0.0	0.0	0	0	-	0	0	0	0	0
10/28	Bal.	W	1/0	2	0	2	0.0	0.0	0	0	-	0	0	0	1	0
11/4	TB	W	1/0	1	1	0	0.0	0.0	0	0	-	0	0	0	0	0
11/8	at Pit.	L	1/0	2	1	1	0.0	0.0	0	0	-	0	0	0	0	0
11/18	at Det.	L	1/0	0	0	0	0.0	0.0	0	0	-	0	0	0	0	0
11/25	Sea.	L	1/0	1	0	1	0.0	0.0	0	0	-	0	0	0	0	0
12/2	at TB	L		(INACTIVE)												
12/9	at Cle.	L		(INACTIVE)												
12/17	NO	L	1/0	2	0	2	0.5	4.0	0	0	-	0	0	0	0	0
12/23	Atl.	L	1/0	0	0	0	0.0	0.0	0	0	-	0	0	0	0	0
12/30	at NO	W	1/0	1	1	0	0.0	0.0	0	0	-	0	0	0	0	0
Totals			14/0	19	6	13	0.5	4.0	0	0	-	0	0	0	1	0

2017, CAROLINA (11-5)

Date	Opp.	W/L	GP/GS	TACKLES					INTERCEPTIONS					FUMBLES		
				Total	Solo	Asst.	Sacks	Yds.	No.	Yds.	Lg.	TD	PD	FF	FR	Yds.
9/10	at SF	W		(INACTIVE)												
9/17	Buf.	W	1/0	1	1	0	0.0	0.0	0	0	-	0	0	0	0	0
9/24	NO	L	1/0	1	0	1	0.0	0.0	0	0	-	0	0	0	0	0
10/1	at NE	W	1/0	1	1	0	0.0	0.0	0	0	-	0	0	0	0	0
10/8	at Det.	W		(INACTIVE)												
10/12	Phi.	L	1/0	1	1	0	0.0	0.0	0	0	-	0	0	0	0	0
10/22	at Chi.	L	1/0	0	0	0	0.0	0.0	0	0	-	0	0	0	0	0
10/29	at TB	W	1/0	0	0	0	0.0	0.0	0	0	-	0	0	0	0	0
11/5	Atl.	W	1/0	0	0	0	0.0	0.0	0	0	-	0	0	0	0	0
11/13	Mia.	W	1/0	1	0	1	0.0	0.0	0	0	-	0	0	0	0	0
11/26	at NYJ	W	1/0	4	2	2	0.0	0.0	0	0	-	0	1	0	0	0
12/3	at NO	L	1/0	0	0	0	0.0	0.0	0	0	-	0	0	0	0	0
12/10	Min.	W	1/0	2	1	1	0.0	0.0	0	0	-	0	0	0	0	0
12/17	GB	W	1/0	0	0	0	0.0	0.0	0	0	-	0	0	0	0	0
12/24	TB	W	1/0	1	1	0	0.0	0.0	0	0	-	0	0	0	0	0
12/31	at Atl.	L	1/0	1	1	0	0.0	0.0	0	0	-	0	0	0	0	0
Totals			14/0	13	8	5	0.0	0.0	0	0	-	0	1	0	0	0
POSTSEASON																
1/7/18	at NO	L	1/0	0	0	0	0.0	0.0	0	0	-	0	0	0	0	0
Totals			1/0	0	0	0	0.0	0.0	0	0	-	0	0	0	0	0

2016, CAROLINA (6-10)

Date	Opp.	W/L	GP/GS	TACKLES					INTERCEPTIONS					FUMBLES		
				Total	Solo	Asst.	Sacks	Yds.	No.	Yds.	Lg.	TD	PD	FF	FR	Yds.
9/8	at Den.	L	1/0	1	1	0	1.0	9.0	0	0	-	0	0	0	0	0
9/18	SF	W	1/0	1	0	1	0.0	0.0	0	0	-	0	0	0	0	0
9/25	Min.	L	1/0	1	0	1	0.0	0.0	0	0	-	0	1	0	0	0
10/2	at Atl.	L		(INACTIVE)												
10/10	TB	L		(INACTIVE)												
10/16	at NO	L		(INACTIVE)												
10/30	Ari.	W		(INACTIVE)												
11/6	at LAR	W		(INACTIVE)												
11/13	KC	L	1/0	1	0	1	0.5	2.0	0	0	-	0	0	0	0	0
11/17	NO	W	1/0	3	1	2	0.0	0.0	0	0	-	0	0	0	0	0
11/27	at Oak.															



DANIEL CARLSON

2

POSITION: Kicker
HT/WT: 6-5/215
ACQUIRED: FA-18
BORN: 01/23/95

NFL SEASON: 5
RAIDERS SEASON: 5
COLLEGE: Auburn
HOMETOWN: Colorado Springs, Colo.

TRANSACTIONS: Selected by Minnesota Vikings in the fifth round (167th overall) of the 2018 NFL Draft, April 28, 2018...Waived by Vikings, Sept. 17, 2018...Signed by Oakland Raiders as a free agent, Oct. 23, 2018...Re-signed by Raiders as an exclusive rights free agent, April 15, 2019...Re-signed by Raiders as an exclusive rights free agent, April 16, 2020...Re-signed by Raiders as a restricted free agent, April 29, 2021.

CAREER: Enters his fifth year with the Raiders after completing one of the best seasons by a kicker in club history...Last season, he earned second-team All-AP honors after leading the NFL in total field goals made (40), total points scored (150) and game-winning field goals in the fourth quarter or overtime (five)...Has been named AFC Special Teams Player of the Week six times in his career (Week 11 in 2018, Week 1 in 2020, Weeks 2, 12, 17 and 18 in 2021)...Became the first ever kicker to win four Player of the Week awards in a single season...Owns the franchise record for field goals made (40) and total points scored in a single season (150)...Set the club record for highest field goal percentage (94.3) in 2020, breaking Raiders legend K Sebastian Janikowski's point total previously set in 2010...Over his career, has converted on 109-of-125 field goals (87.2 percent) and 133-of-140 PATs for a total of 460 points.

AT A GLANCE

- Ranked first in the NFL in total field goals made (40) and total points scored (150) in 2021.
- Named the AFC Special Teams Player of the Week in Weeks 2, 12, 17 and 18, becoming the first ever kicker to win four Player of the Week awards in a single season.
- Led the NFL with five games where he converted on a field goal in the fourth quarter and overtime of wins.

2021: Played in all 17 games and converted on 40-of-43 FGs (93.0 percent) and 30-of-33 PATs (90.9 percent) for 150 points on the season...His 150 points set the franchise record for most points scored in a single season, breaking his previous record of 144 set in 2020...His FG percentage of 93.0 ranks third all time in franchise history...Named AFC Special Teams Player of the Week in Weeks 2, 12, 17, 18...Became the first ever kicker to win four Player of the Week awards in one season...Led the NFL with five games where he converted a game-winning FG in the fourth quarter or overtime...Finished the season ranked for first in the NFL in points scored (150), first in field goals made (40), fourth in field goal percentage (93.0) and tied for seventh for field goals made from 50-plus yards (six)...Was the only player in the league this season with two games of five made field goals...**(9/13) vs. Bal.:** Converted on FGs of 34 and 55 yards...His 55-yard FG came as time expired in the fourth quarter to send the game into overtime...Connected on three PATs...**(9/19) at Pit.:** Converted on FGs of 46, 33, 41 and 45 yards in the win...His 45-yard FG with 20 seconds left in the game sealed the win for the Silver and Black...Connected on two PATs...**(9/26) vs. Mia.:** Converted on FGs of 50, 38 and 22 yards...His game-winning, 22-yard FG came as time expired in overtime for the Raiders third straight win...**(10/4) at LAC:** Connected on two PATs...**(10/10) vs. Chi.:** Converted on a 31-yard FG...**(10/17) at Den.:** Converted on FGs of 50 and 30 yards, while also connecting on four PATs...**(10/24) vs. Phi.:** Converted on FGs of 28 and 39 yards...Connected on three PATs...**(11/7) at NYG:** Converted on FGs of 25, 32 and 25 yards...Connected on one PAT...**(11/14) vs. KC:** Was perfect on two PATs...**(11/21) vs. Cin.:** Converted on FGs of 27 and 47 yards and connected on one PAT...**(11/25) at Dal.:** Converted on FGs of 22, 46, 30, 56 and 29...His 29-yard FG came in overtime to seal the Raiders win...Connected on two PATs...His 56-yard field goal marked a new career long...**(12/5) vs. Was.:** Converted on FGs of 52, 38 and 37 yards...**(12/12) at KC:** Converted a 26-yard FG...**(12/20) at Cle.:** Converted on FGs of 24, 40 and 48 yards...His 48-yard field goal clinched the 16-14 win as time expired, marking his third of the season...**(12/26) vs. Den.:** Converted a 41-yard FG to give the Raiders the lead and win with 7:35 left in the game...**(1/2/22) at Ind.:** Connected on FGs of 47, 44 and 33 yards...His 33-yard FG sealed the 23-20 victory as time expired, marking his fourth game-winning FG this season...**(1/9/22) vs. LAC:** Converted on FGs of 24, 31, 52, 40 and 47 yards...His 47-yard FG as time expired in overtime marked his fifth game-winning FG...Set the single season franchise record for most points scored (150), surpassing his own record of 144 points set in 2020...His 150 points are tied for most in the NFL this season...His five field goals tied a career high (last: 5 at Dallas, Nov. 25, 2021) and his 17 points in the contest are the second highest of his career...Postseason: **(1/15/22) at Cin.:** Converted on FGs of 47, 28, 34 and 28 yards.

2020: Played in all 16 games and converted on 33-of-35 FGs and 45-of-47 PATs to total 144 points...Finished the season ranked tied for first in the NFL in points scored (144), fourth in FGs made (33) and sixth in FG percentage (94.3 percent - min. 15 attempts)...His 94.3 FG percentage marked a new franchise record...Led the NFL in FGs made between 20-29 yards, as he finished a perfect 18-for-18 on the season...His four FGs this season of 50-plus yards tied for third-most in franchise history...Earned AFC Special Teams Player of the Week honors for his performance in Week 1...Was perfect on all 10 FG attempts in the month of December and January and totaled 44 points to earn AFC Special Teams Player of the Month...**(9/13) at Car.:** Converted on FG attempts of 20 and 54 yards and was perfect on all four PATs...His 54-yard FG marked a new career long...Earned AFC Special Teams Player of the Week honors for his performance in the season-opening win...**(9/21) vs. NO:** Connected on FG attempts of 28 and 54 yards and was true on all four PATs...**(9/27) at NE:** Converted on 2-of-3 FG attempts and two PATs, connecting on FG attempts of 29 and 25 yards...**(10/4) vs. Buf.:** Finished the contest 3-of-3 on FG attempts and was perfect on two PATs...Tied a then-career high for FGs made in a single game with three...Tied his then-career-long with a 54-yard FG attempt...**(10/11) at KC:** Finished 2-of-2 on FG attempts while making 4-of-5 PATs for a total of 10 points...**(10/25) vs. TB:** Connected on FG attempts of 42 and 36 yards while making 2-of-2 PATs...**(11/1) at Cle.:** Finished 3-of-4 on FG attempts and 1-of-1 PATs for 10 points...**(11/8) at LAC:** Finished 1-of-1 on FG attempts while making 4-of-4 PATs...**(11/15) vs. Den.:** Finished 3-of-3 on FG attempts while making 4-of-4 PATs to record a career-high 13 points...Connected on a 52-yard FG...His four FGs on the season of 50-plus yards tied for third-most in franchise history...**(11/22) vs. KC:** Converted on a FG attempt of 35-yards and was perfect on all four PATs...**(11/29) at Atl.:** Converted on FG attempts of 29 and 24 yards...**(12/6) at NYJ:** Converted on a 48-yard FG attempt and was perfect on all four PATs...**(12/13) vs. Ind.:** Converted on FG attempts of 25 and 23 yards and was perfect on all three PATs...**(12/17) vs. LAC:** Connected on two FG attempts of 23 yards and was perfect on all three PATs...**(12/26) vs. Mia.:** Finished 4-of-4 on FG attempts while making 1-of-2 PATs to tie his career-high of 13 points from Week 9...His four FGs made marked a new single-game career high...Converted on FG attempts of 20, 22, 23 and 38 yards...**(1/31/21) at Den.:** Finished 1-of-1 on FG attempts while making 3-of-3 PATs...Set the then-franchise record for total points scored (144).

CARLSON

2019: Played in all 16 games and converted on 19-of-26 FGs and 34-of-36 PATs to total 91 points...**(9/9) vs. Den.:** Converted on a FG attempt of 29 yards and was perfect on three PATs...**(9/15) vs. KC:** Converted on a FG attempt of 28 yards and made one PAT...**(9/22) at Min.:** Connected on two PATs...**(9/29) at Ind.:** Converted on a 26-yard FG and was true on all four PATs...**(10/6) vs. Chi.:** Converted on a 41-yard FG attempt and connected on three PATs...**(10/20) at GB:** Converted on a season-long 45-yard FG attempt and connected on all three PATs...**(10/27) at Hou.:** Converted on a 44-yard FG attempt and was true on all three PATs...**(11/3) vs. Det.:** Converted on a 32-yard FG attempt and connected on four PATs...**(11/7) vs. LAC:** Converted on FG attempts of 40 and 22-yards and was 2-of-3 on PATs, scoring a season-high eight points...**(11/17) vs. Cin.:** Converted on a 20-yard FG attempt and was true on both PATs...Added a special teams tackle on kickoff coverage...**(11/24) at NYJ:** Converted on a season-long 48-yard FG attempt for the team's only points in the contest...**(12/1) at KC:** Connected on 1-of-2 FG attempts, converting on a 34-yard FG attempt in the fourth quarter...Missed a 44-yard FG attempt and had a PAT blocked...**(12/8) vs. Ten.:** Converted on all three PATs...**(12/15) vs. Jac.:** Connected on 3-of-4 FG attempts, tying a career-best three FGs in the contest (last: Week 11 vs. Ari., 2018)...**(12/22) at LAC:** Tied a season-long with a 48-yard FG attempt and was 3-of-3 on PATs...**(12/29) at Den.:** Tied a season high with three FGs, connecting on FG attempts of 23, 33, and 28 yards.



2018 (WITH MIN. AND OAK.): Played two games with Minnesota before being signed as a free agent with the Raiders prior to Week 8...In 10 contests with the Raiders he converted on 16-of-17 FGs for a 94.1 FG percentage, marking a then-franchise record...Finished his rookie season connecting on 17-of-21 (81.0 percent) FGs while making 24-of-24 PATs to total 75 points...Perfect on 3-of-3 FG attempts of 50-plus yards...Selected as the AFC Special Teams Player of the Week 11...**(9/9) vs. SF:** Connected on one FG attempt of 48 yards and recorded three PATs in his NFL debut...**(9/16) at GB:** Connected on all three PATs in the contest...**(10/28) vs. Ind.:** Converted on four PATs in his Raiders debut...**(11/1) at SF:** Connected on a FG attempt of 37 yards...**(11/11) vs. LAC:** Converted on FG attempts of 46 and 30 yards...**(11/18) at Ari:** Connected on a 35-yard, game-winning FG with two seconds left on the clock...Converted on FG attempts of 21, 35 and 49 yards...Also recorded two PATs, scoring 11 points...Earned AFC Special Teams Player of the Week Honors...**(11/25) at Bal.:** Converted on a 42-yard FG attempt and two PATs...**(12/2) vs. KC:** Converted on FG attempts of 50 and 44 yards...Connected on three PATs and scored nine points...**(12/9) vs. Pit.:** Connected on a 44-yard FG attempt and was perfect on three PATs...**(12/16) at Cin.:** Converted on FG attempts of 27, 40 and 50 yards...**(12/24) vs. Den.:** Converted on FG attempts of 43 and 45 yards...Connected on three PATs...**(12/30) at KC:** Split the uprights from 50 yards out with 1:04 remaining in the first half to remain perfect on FG attempts of 50 yards this season...Connected on 15 straight FGs since Week 10, tied for fourth most in the NFL during that span.

COLLEGE: Played four seasons at Auburn (2014-17), appearing in 53 contests...Named All-American three times by the Walter Camp Foundation, highlighted as a first-team member as a senior in 2017...Named All-American First Team by AFCA as a senior and was a second-team honoree by the Associated Press as a junior and senior...Garnered first-team All-SEC honors from 2015-17...Was named the SEC Special Teams Player of the Year in 2016 and 2017, while also being honored as the Outstanding Specialist for the Senior Bowl...Left Auburn as the school and SEC record holder in career scoring (480 points), kicking points (474), career FGs (92) and consecutive PATs made (198)...Recorded a career FG percentage of 80.7...Was true on 13-of-21 FG attempts from 50-plus yards, the second-best percentage on 50-plus-yard FG attempts in NCAA history...Made at least four FGs from at least 50 yards in each of his final three seasons with the school...Set an NCAA record with seven career games of making at least four FGs...Is the holder of 14 Auburn kicking records, including most points in a season (134) in 2016, while also tying the school and SEC record by making six FGs in a game...In 2017, connected on 23-of-31 FG attempts (74.2 percent) and was 57-of-57 on PATs, totaling the second-most kicking points in school history with 126...As a junior in 2016, made a career-high 28 FGs on 32 attempts (87.5 percent) and connected on all 44 PATs, totaling the most kicking points in Tigers history with 128...Also rushed for a 20-yard TD to total a school-record 134 points on the year...As a sophomore in 2015, made 23-of-27 FG attempts (85.2 percent) and was 40-of-40 on PATs, earning 109 points on the year...As a redshirt freshman in 2014, connected on 18-of-24 FG attempts (75.0 percent) and made all 57 PATs, finishing with 111 points...Also punted eight times for 317

CARLSON

yards (39.6 avg.)...Redshirted as a true freshman in 2013 as the team advanced to the BCS National Championship...Earned a bachelor's degree in marketing and holds an MBA.

PERSONAL: Attended The Classical Academy in Colorado Springs, Colo., as a junior and senior from 2011-12...Earned Class 3A All-State honors both years at the Academy...Played in the All-American game as a senior in 2012...Ranked as the No. 3 kicking prospect in the nation by Scout.com and Rivals.com...Was ESPN.com's No. 1 ranked prep kicker in the country...Also played soccer and helped the school advance to the state title game as both a junior and senior. Brother, Anders, succeeded him as kicker at Auburn.

SINGLE-GAME HIGHS: FIELD GOALS: Attempts – 5, two times; last: 1/9/22 vs. LAC. Made 5, two times; last: 1/9/22 vs. LAC. Long – 56, 11/25/21 at Dal. EXTRA POINTS: Attempts – 5, 10/11/20 at KC. Made – 4, 11 times; last: 10/17/21 at Den. POINTS: Total – 18, 11/25/21 at Dal.

KICK BY KICK:

2018: (48G); (48N,49N,35N); (;); (;); (;); (37G,45N); (46G,30G); (49G,21G,35G); (42G); (50G,44G); (44G); (50G,27G,40G); (43G,45G); (50G).

2019: (29G); (28G); (51N); (26G); (41G); (45G); (44G); (32G, 45N); (40G, 22G, 53N); (20G); (48G,43N); (44N, 34G); (33G, 34G, 27G, 45N); (48G); (39N, 23G, 33G, 28G).

2020: (20G, 54G); (28G, 54G); (29G, 41N, 25G); (54G, 39G, 25G); (38G, 43G); (42G, 36G); (41N, 29G, 33G, 24G); (31G); (24G, 52G, 22G); (35G); (29G, 24G); (48G); (25G, 23G); (23G, 38G, 20G, 22G); (33G).

2021: (34G, 55G); (46G, 33G, 41G, 45G); (50G, 38G, 22G) (52N); (31G); (50G, 43N, 30G); (28G, 39G); (25G, 32G, 25G, 25N); (26G, 47G); (22G, 46G, 30G, 56G, 29G); (52G, 38G, 37G); (26G); (24G, 40G, 48G); (41G); (47G, 44G, 33G); (24G, 31G, 52G, 40G, 47G)

DANIEL CARLSON'S CAREER STATISTICS


Year	Team	GP	Field Goals				Lg.	Blk.	XP	XPA	PAT		Points
			FG	FGA	Pct.	Pct.					Pct.	Blk.	
2018	Min./Oak.	12	17	21	81.0	50	0	24	24	100.0	0	75	
2019	Oakland	16	19	26	73.1	48	0	34	36	94.4	1	91	
2020	Las Vegas	16	33	35	94.3	54	0	45	47	95.7	0	144	
2021	Las Vegas	17	40	43	93.0	56	0	30	33	90.9	0	150	
Totals		61	109	125	87.2	50	0	133	140	95.0	0	460	

FIELD GOALS

Year	Team	1-19	Pct.	20-29	Pct.	30-39	Pct.	40-49	Pct.	50+	Pct.
2018	Min./Oak.	0/0	-	2/2	100.0	3/4	75.0	9/12	75.0	3/3	100.0
2019	Oakland	0/0	-	8/8	100.0	5/6	83.3	6/10	60.0	0/2	0.0
2020	Las Vegas	0/0	-	18/18	100.0	8/8	100.0	3/5	60.0	4/4	100.0
2021	Las Vegas	0/0	-	10/11	90.9	12/12	100.0	12/13	92.3	6/7	85.7
Totals		0/0	-	38/39	97.4	28/30	93.3	30/40	75.0	13/16	81.3

DEREK CARR

4



POSITION: Quarterback
HT/WT: 6-3/215
ACQUIRED: D2-'14
BORN: 03/28/91

NFL SEASON: 9
RAIDERS SEASON: 9
COLLEGE: Fresno State
HOMETOWN: Bakersfield, Calif.

TRANSACTIONS: Selected by Oakland Raiders in the second round (36th overall) of the 2014 NFL Draft, May 9, 2014.

CAREER: Three-time Pro Bowler enters his ninth season as the Raiders' starting quarterback after being drafted by the team in 2014...Ranks first in franchise history with 31,700 passing yards...His 193 TD passes are most in Raiders history...His 2,896 completions through his first eight seasons rank second in NFL history...Is the only player in franchise history with multiple 4,000-yard seasons through the air...Is one of just six players in NFL history to throw at least 20 TD passes in seven of his first eight seasons in the league...In 2021, passed for a career-high 4,804 yards after completing 428-of-626 attempts...Became the fourth quarterback ever to pass for at least 3,000 yards in each of his first eight seasons...He also became the first QB in Raiders history to pass for 30,000 career yards and only the fifth player in NFL history with at least 30,000 career passing yards in their first eight years in the NFL, while joining Peyton Manning as the only players in NFL history with eight seasons with 300 completions in their first eight years in the NFL...Became one of four quarterbacks in the NFL with at least 4,000 passing yards in each of the past four seasons...In 2020, passed for 4,103 yards after completing 348-of-517 pass attempts for a career-best 101.4 passer rating, marking the second-best rating by a player in franchise history...In 2019, passed for 4,054 yards, a career-high 7.9 average yards per attempt and 70.4 completion percentage, earning his first career passer rating over 100 (100.8)...Completed a career-high 381 passes in 2018, while becoming just the third quarterback in club history to surpass 4,000 yards in a single season...Finished 2017 with 3,496 passing yards on 323-of-515 attempts (62.7 percent) with 22 TDs and 13 INTs, earning himself his third consecutive Pro Bowl selection...Solidified himself an MVP candidate in 2016, finishing tied for third in the voting for the Associated Press award and earning his second consecutive Pro Bowl selection after passing for 3,937 yards on 357-of-560 passing (63.8 percent) with 28 TDs to just six INTs for a 96.7 quarterback rating...Earned his first Pro Bowl bid in 2015, throwing for 3,987 yards on 350-of-573 passing with 32 TDs and a passer rating of 91.1...Led the NFL with 13 TD passes of 25-or-more yards...In 2014, set franchise rookie records in every major passing category and ranks near the top of multiple all-time NFL rookie passing lists with 348 completions (third), 599 attempts (third) and 21 passing TDs (T-7th)...Career totals include 127 games started, 31,700 passing yards on 2,896-of-4,456 passing (65.0 percent), 193 TDs, 85 INTs, a quarterback rating of 92.4, with 254 rushes for 743 yards and six TDs.

AT A GLANCE

- Is the franchise's all-time leader in passing yards (31,700), passing touchdowns (193), games with multiple touchdown passes (59), games with a passer rating of at least 100 points (44), 300-yard passing games (31) and game-winning drives (30).
- In 2021, passed for a career and franchise-high 4,804 yards and was the only quarterback in the NFL to rank in the top-five in both passing yards and completion percentage (68.4).
- Is one of four quarterbacks in the NFL with at least 4,000 passing yards in each of the past four seasons (2018-21), joining Tom Brady, Patrick Mahomes and Aaron Rodgers.



2021: Started in all 17 games and completed 428-of-626 attempts for 4,804 yards with 23 TDs against 14 INT for a passer rating of 94.0...Set a career and franchise record with 4,804 passing yards and 428 completions... (9/13) vs. Bal.: Finished the contest completing 34-of-56 attempts for 435 yards, recording two TDs against one INT for a passer rating of 89.5...His 435 yards passing are most ever in a Raiders opening game, surpassing Marc Wilson's 346 yards in Week 1 of 1986...His 56 passing attempts are tied for third-most in his career while his 435 passing yards are third-most...Led his 22nd fourth quarter comeback of his career... (9/19) at Pit.: Completed 28-of-37 passes for 382 yards (75.7 percent) with two TDs for a passer rating of 126.2...His 382 passing yards ranked the sixth highest of his career and his 126.2 passer rating ranked eighth in his career...Became just the fourth player in NFL history to record at least 380 passing yards and two TDs in each of his team's first two games of a season... (9/26) vs. Mia.: Finished the game completing 26-of-43 passes for 386 yards with two TDs against one INT for a passer rating of 95.7...Has recorded 1,203 passing yards through his first three contests, marking the fourth most through three games in NFL history...Has recorded at least 325 passing yards in five consecutive contests, becoming just the fourth player in NFL history to accomplish the feat... (10/4) at LAC: Completed 21-of-34 passes for 196 yards with two TDs against one INT for a passer rating of 84.9...Leads the NFL with 1,399 passing yards through four weeks... (10/10) vs. Chi.: Completed 22-of-35 passes for 206 yards... (10/17) at Den.: Completed 18-of-27 passes for 341 yards with two TDs for a passer rating of 134.4, marking his highest passer rating of the season...Ranks second in the NFL with 1,946 yards

through Week 6...**(10/24) vs. Phi.**: Completed 31-of-34 attempts (91.2 percent) for 323 yards with two TDs against one INT for a passer rating of 113.6...His 91.2 completion percentage ranks as the second-highest in NFL history with a minimum of 30 attempts...His 2,298 passing yards are the second-most in franchise history through the first seven games of the season...**(11/7) at NYG**: Completed 30-of-46 attempts for 296 yards with one touchdown against two interceptions for a passer rating of 72.4...**(11/14) vs. KC**: Completed 25-of-35 pass attempts (71.4 percent) for 261 yards and two TDs with one INT for a 99.8 passer rating...Added a team-high 18 rushing yards on three carries...Recorded his seventh game this season with at least two TD passes...**(11/21) vs. Cin.**: Completed 19-of-27 attempts (70.4 percent) for 215 yards with one TD against one INT for a passer rating of 90.8...Became the fourth quarterback ever to pass for at least 3,000 yards in each of his first eight seasons, joining Peyton Manning, Cam Newton and Russell Wilson...**(11/25) at Dal.**: Completed 24-of-39 attempts for 373 yards with one TD against 0 INTs for a passer rating of 101.8...**(12/5) vs. Was.**: Completed 28-of-38 passes for 249 yards and a passer rating of 90.8...Joined Peyton Manning as the only players in NFL history to record 300 completions in each of their first eight years...**(12/12) at KC**: Completed 33-of-45 passes for 263 yards with one TD against 1 INT for a passer rating of 85.7...**(12/20) at Cle.**: Completed 25-of-38 passing attempts for 236 yards with one TD against one INT for a passer rating of 80.6...**(12/26) vs. Den.**: Completed 20-of-25 passing attempts for 201 yards with one TD against one INT for a passer rating of 96.8...Became just the fourth quarterback to pass for at least 4,000 yards with 20 TDs in each of the last three seasons...**(1/2/22) at Ind.**: Completed 24-of-31 attempts for 255 yards with one TD against two INTs for a passer rating of 84.7...**(1/9/22) vs. LAC**: Completed 20-of-36 attempts for 186 yards and two TDs for a 88.4 passer rating...With 186 passing yards in the contest, Carr set the single-season franchise record for passing yards (4,804), surpassing QB Rich Gannon's mark of 4,689 from the 2002 season...Recorded two passing TDs for the eighth time this season, improving to 6-2 when passing for two TDs...Recorded his 30th game-winning drive of his career...**Postseason: (1/15/22) at Cin.**: Completed 29-of-54 attempts for 310 yards with one TD against one INT in his first career playoff appearance...Added one carry for 20 yards.

2020: Finished his season completing 348-of-517 passes for 4,103 yards with 27 TDs for a passer rating of 101.4...Finished with 4,103 passing yards and a passer rating of 101.4, which also marked the second-best passer rating in franchise history, trailing only QB Ken Stabler's 103.4 passer rating set in 1976...Became the seventh quarterback in league history to record 170 TD passes through his first seven seasons...Broke an NFL record for most fourth-quarter comebacks (21) through a player's first seven seasons...Also ranked 11th in the league this season with 27 TD passes...Added 39 carries for 140 yards with a career-high three rushing TDs...Named the club's nominee for the Art Rooney Sportsmanship Award for the fifth consecutive season...**(9/13) at Car.**: Finished the contest completing 22-of-30 attempts for 239 yards with one TD for a passer rating of 107.5...Posted a passer rating of at least 100 points (107.5) for the 33rd time, surpassing Stabler for most such games in team history...Registered his 19th career fourth-quarter comeback...**(9/21) vs. NO**: Finished the contest completing 28-of-38 attempts for 282 yards with three TDs for a passer rating of 120.7...Registered his 19th career three-TD performance, tying QB Darley Lamonica for second-most such game in club history...**(9/27) at NE**: Finished the contest completing 24-of-32 attempts for 261 yards with two TDs for a passer rating of 119.4, marking the third game in a row with a 100.0-plus passer rating...Made his 97th career start at quarterback for the Raiders, surpassing Stabler for the most starts by a quarterback in franchise lore...His 1-yard TD pass to TE Foster Moreau tied him with Lamonica for second-most TD passes (148) in franchise history...His 13-yard TD pass to WR Hunter Renfrow moved him into sole possession of second place for most passing TDs in Raiders history (149), while also surpassing Stabler for the second-most multi-TD games through the air (43) in Raiders lore...**(10/4) vs. Buf.**: Finished the contest completing 32-of-44 attempts for 311 yards with two TDs for a passer rating of 107.3...His 3-yard TD pass to TE Jason Witten tied him with Stabler for the most TD passes (150) in franchise history...On a 7-yard TD pass to WR Nelson Agholor, moved into sole possession of first place for most passing TDs in Raiders history (151)...Recorded a passer rating of 100.0 (107.3) for the fourth consecutive game for the first time in his career...Recorded his 20th career game with 300-plus passing yards (311)...**(10/11) at KC**: Finished the day 22-of-31 for 347 yards with three TD passes and one INT for a passer rating of 126.7...Extended his personal record of five consecutive games with a passer rating of at least 100...Recorded his 21st career game with 300-plus passing yards (347)...Became the first Raider with 300 passing yards against the Chiefs since QB Rich Gannon in 2002...Recorded three TD passes to mark his 20th career game with three passing TDs, tying Stabler for the most such games in franchise history...**(10/25) vs. TB**: Made his 100th career start at quarterback for the Raiders and surpassed QB Tony Romo for second-most completions (2,272) by a player through his first 100 starts in NFL history...Finished the day 24-of-36 for 284 yards with two TD passes and one INT for a passer rating of 97.5...Recorded two-plus TDs in five consecutive games, tied with Gannon (2001) and QB Jim Plunkett (1986) for the third longest streak in franchise history...His 46 games with at least two passing TDs were tied with Lamonica for most such games in team history...Became the 29th player in team history to record 100 starts...Ranked 21st in NFL history with 156 TD passes through his first 100 career starts...Ranked 10th in NFL history with a passer rating of 91.9 through his first 100 career starts...**(11/1) at Cle.**: Completed 15-of-24 pass attempts for 112 yards and one TD for a passer rating of 87.5...Rushed six times for 41 yards, finishing second on the team in rushing yards...His 41 yards rushing rank fourth-most in his career...His 18-yard rush ranked as the fourth-longest rush in his career...His nine first downs rushing were the second-most of his career, trailing only his 10 recorded as a rookie in 2014...**(11/8) at LAC**: Completed 13-of-23 pass attempts for 165 yards and two TDs for a passer rating of 108.1...His 47th game with multiple TD passes moved him ahead of Lamonica for most such games in team history...Passed for at least two TDs and earned a 95-plus passer rating in six of past seven games...Earned a passer rating of at least 100.0 for the 38th time in his career...**(11/15) vs. Den.**: Completed 16-of-25 pass attempts for 154 yards for a passer rating of 81.1...Also added four rush attempts for 10 yards...**(11/22) vs. KC**: Completed 23-of-31 pass attempts for 275 yards and three TDs against one INT for a passer rating of 119.7...With a 29-yard completion to Agholor on the opening drive, surpassed 25,000 pass yards for his career, joining Wilson as the only players in NFL history with 25,000 pass yards and fewer than 70 INTs in their first seven seasons...Earned a PFF grade of 96.0, the fifth-highest mark by a quarterback since 2015...Surpassed Stabler for most three-TD games in franchise history (21)...Earned a passer rating of at least 100.0 for the 39th time in his career...**(11/29) at Atl.**: Completed 22-of-34 pass attempts for 215 yards and one INT for a passer rating of 70.1...Posted his seventh contest of the season with a completion percentage of at least 70 percent, tied for the second-most such contests in a season in Raiders history...**(12/6) at NYJ**: Completed 28-of-47 pass attempts for 381 yards with three TDs against one INTs for a passer rating of 97.9...Recorded his first rushing TD of the season on a 2-yard run, marking the fourth rushing TD of his career...On his 9-yard TD pass to TE Darren Waller in the first quarter, joined QBs Peyton Manning, Dan Marino, Wilson, Eli Manning and Matt Ryan as the only quarterbacks in NFL history with at least six seasons with 20 TD passes in their first seven years in the NFL...His 381 passing yards mark a new single-game high by a Raiders quarterback against the Jets...Became only the fifth player in NFL history with 3,000-plus pass yards in each of his first seven seasons...Recorded his 20th career fourth-quarter comeback to surpass Ryan for most such comebacks (20) in NFL history through a player's first seven years...**(12/13) vs. Ind.**: Completed 31-of-45 pass attempts for 316 yards with two TDs against two INTs for a passer rating of 85.0...Entered the Top-5 in NFL history for most career passing yards (26,136) through a player's first seven seasons...Passed for 300-plus yards for the 23rd time in his career and passed for at least two TDs for the 50th time...His 50th multi-TD game through the air ranked eighth in NFL history through a player's first seven seasons...Recorded his second TD of the season on a 5-yard run, marking the first time in his career recording a rushing TD in consecutive weeks...Joined Manning as the only two quarterbacks in NFL

history to complete 300 passes in each of his first seven seasons...**(12/17) vs. LAC**: Completed 3-of-5 pass attempts for 53 yards before exiting the game late in the first quarter due to a groin injury...**(12/26) vs. Mia.**: Finished the contest completing 21-of-34 attempts for 336 yards with one TD for a passer rating of 104.5...Recorded his third rushing TD of the season on a 1-yard TD run...His three rushing TDs marked a career-high and rank fifth in franchise history among quarterbacks, trailing only QBs Jeff Hostetler (five in 1993), Gannon (four in 2000), Lamonica (four in 1967) and Cotton Davidson (four in 1963)...Posted his eighth contest with a passer rating over 100.0 and his fifth with at least 300 passing yards...**(1/3/21) at Den.**: Completed 24-of-38 passes for 371 yards with two TDs for a passer rating of 91.0 in the win...Recorded his 21st career fourth-quarter comeback, improving his own NFL record for most fourth quarter comebacks through a player's first seven seasons...On his second TD pass of the game, a 26-yarder to WR Bryan Edwards, became the seventh player in NFL history with 170 career TDs in their first seven seasons in the NFL...Passed for 300-plus yards for the 25th time in his career and recorded at least two TDs for the 10th game of the campaign and 51st of his career...Reached the 4,000-yard milestone for the third time in his career, setting a new career high with 4,103 yards.

2019: Finished the season completing 361-of-513 passes for a then-career-high 4,054 yards with 21 TDs against 8 INTs for a then-career-high passer rating of 100.8...With his second consecutive season of 4,000-plus yards passing, he became the first quarterback in franchise history with multiple 4,000-yard campaigns...Recorded the eighth-highest single-season completion percentage (70.4) in NFL history among qualified passers...Surpassed QB Matt Ryan for second-most completions in NFL history through a player's first six seasons (2,120) and passed QB Andy Dalton for sixth-most TD passes (143) through a player's first six seasons...Joined QB Matthew Stafford as the only players in NFL history with four campaigns of at least 350 completions (361) in their first six years in the NFL...Named the club's nominee for the Art Rooney Sportsmanship Award for the fourth consecutive season...**(9/9) vs. Den.**: Finished the night with an 84.6 completion percentage on 22-of-26 passing with 259 yards and one TD for a passer rating of 121.0...His passer rating marked his highest in a season opener, besting his previous high of 114.3 against the Tennessee Titans in 2017...**(9/15) vs. KC**: Passed Hall of Fame QB Ken Stabler to become the Raiders' all-time leader in passing yards with 19,196...Finished the day completing 23-of-38 attempts for 198 yards with one TD, adding two carries for 18 yards...**(9/22) at Min.**: Finished the day completing 27-of-34 attempts for 242 yards with two TDs for a passer rating of 103.7, marking the 25th time in his career surpassing the 100-point barrier and ranking first in franchise history through a player's first six seasons...**(9/29) at Ind.**: Finished the day completing 21-of-31 attempts for 189 yards with two TDs for a passer rating of 105.4...Has recorded 665 yards (221.7 avg.), eight TDs against zero INTs and a 120.8 passer rating in three career games against Indianapolis...**(10/6) vs. Chi.**: Finished the day completing 25-of-32 attempts for 229 yards for a passer rating of 96.5...**(10/20) at GB**: With 167 passing yards in the first half, became just the 14th quarterback in NFL history with at least 20,000 career passing yards (20,023) in his first 84 career games...Finished the day completing 22-of-28 attempts for 293 yards with two TDs for a passer rating of 119.2...**(10/27) at Hou.**: Finished the day completing 18-of-30 attempts for 285 yards with three TDs for a passer rating of 125.0...Recorded his 39th career multi-TD game, which tied for 11th-most in NFL history through a player's first six seasons...Recorded three TDs for the 18th time in his career, which tied for 13th-most in NFL history through a player's first six years...**(11/3) vs. Det.**: Ended the day completing 20-of-31 attempts for 289 yards with two TDs for a passer rating of 116.2...Recorded his 18th game-winning drive of his career...Recorded his third game in a row with two-plus TDs and a 115-plus passer rating, marking a 100-plus passer rating in five of the past six games...Marked the 40th multi-TD game of his career, tied for ninth-most in NFL history through a player's first six years in the league...Has recorded 29 games with a passer rating of at least 100.0, extending his record of the most such games through a player's first six seasons in franchise history...Ranked first in the NFL in completion percentage (71.2 percent), sixth in passer rating (105.1) and eighth in passing yards per attempt (7.9)...**(11/7) vs. LAC**: Set a new NFL record with his 18th career fourth-quarter comeback, the most in NFL history through a player's first six seasons...Finished the day completing 21-of-31 attempts for 218 yards with one TD for a passer rating of 98.6...**(11/17) vs. Cin.**: Finished the day completing 25-of-29 attempts for 292 yards with one TD for a passer rating of 105.7...Recorded a passer rating of at least 100.0 (105.7) for the 30th time in his career and for the sixth time in his last eight contests...Carr surpassed a 95.0 passer rating in eight consecutive contests...**(12/8) vs. Ten.**: Finished the day completing 25-of-34 attempts for 263 yards with two TDs for a passer rating of 115.2...Passed for two TDs and a passer rating of at least 115.0 (115.2) for the fourth time on the year...**(12/15) vs. Jac.**: Ended the day completing 22-of-36 attempts for 267 yards with one TD for a passer rating of 93.2...**(12/22) at LAC**: Finished the day completing 26-of-30 attempts (86.7 percent) for 291 yards with one TD for a passer rating of 118.2...Added his second rushing TD of the season...His 86.7 completion percentage was his highest this season, and second-highest performance of his career (90.6 percent vs. Den., Week 2, 2018)...Became first player in franchise history with five seasons of 20-plus TD passes...Surpassed QB Rich Gannon for the most 3,500-yard passing seasons in franchise history (four)...His 32 games with a passer rating over 100.0 tied Stabler for most such games in franchise history...Entered the Top-5 in NFL history for career passing yards in a player's first six seasons (22,402)...Recorded his 20th TD pass, joining QBs Peyton Manning, Dan Marino, Russell Wilson, Andrew Luck, Eli Manning and Ryan as



the only quarterbacks in NFL history with at least five seasons with 20 TD passes in their first six years in the NFL...**(12/29) at Den.:** Ended the day completing 29-of-46 attempts (63 percent) for 391 yards with one TD for a passer rating of 97.3...Passed for 300-or-more yards (391) for the 19th time in his career.



2018: Finished the season completing a career-high 381-of-553 passes for 4,049 yards with 19 TDs against 10 INTs for a passer rating of 93.9... Surpassed 4,000 passing yards for the first time of his career, becoming just one of three Raiders to pass the 4,000-yard barrier...Set a franchise record for most consecutive games without an INT (10) and most consecutive passes without an INT (332)...His streak of 332 consecutive pass attempts without an INT stands as the third-longest streak in NFL history...Moved into second on the Raiders all-time passing yards list with 18,739 career yards, fifth in NFL history for most passing yards through a player's first five seasons...Became the quickest Raider to surpass 15,000 career yards and just the fourth overall in the club history to reach the mark...Broke QB Peyton Manning's

record for most completions through a player's first five seasons with 1,759...In Week 2, set a then-NFL record among quarterbacks with at least 30 pass attempts in a single game by recording a 90.6 completion percentage...**(9/10) vs. LAR.:** Finished the game completing 29-of-40 passes for 303 yards, marking his 15th game recording 300-or-more passing yards...**(9/16) at Den.:** Finished the day with a 90.6 completion percentage, which at the time marked the fourth best single-game percentage in NFL history and new franchise record...Completed 29-of-32 passing for 288 yards with one TD for a passer rating of 114.6...Became the quickest Raider to surpass 15,000 career yards and just the fourth to reach the mark in club history...**(9/23) at Mia.:** Ended the contest throwing for 345 yards on 27-of-39 passing with one TD for a passer rating of 83.8...Recorded his 16th career 300-yard game...**(9/30) vs. Cle.:** Completed 35-of-58 attempts for 437 yards with four TDs against two INTs for a passer rating of 92.4...Surpassed 400 passing yards for the third time in his career...Tallied the second-most passing yards in a single game in franchise history behind his record-setting performance in Week 8 of the 2016 season (513 yards) against the Tampa Bay Buccaneers...Totalled four TD passes and tied QB Ken Stabler for second-most games (six) with four-or-more passing TDs in franchise history...His 35 completions rank second-most in his career for a single contest...Helped the Raiders' offense produce two 100-yard receivers, one 100-yard rusher and one 400-yard passer for the first time in franchise history since the 1970 AFL merger...**(10/7) at LAC.:** Finished the day throwing for 268 yards on 24-of-33 passing for a 72.7 completion percentage with one TD, earning a passer rating of 94.0...**(10/14) vs. Sea.:** Completed 23-of-31 passes for 142 yards, earning a passer rating of 83.0...**(10/28) vs. Ind.:** Completed 21-of-28 attempts for 244 yards, earning a completion percentage of 75.0, with three passing TDs against zero INTs and his first career rushing TD...Ended the day with a 136.6 passer rating, marking his 20th career game with a passer rating of 100.0 or better, to tie him with QB Jeff Hostetler for the fifth-most in franchise history...Posted his 16th game with at least three scores...**(11/11) vs. LAC.:** Completed 24-of-37 passes with 243 yards for a passer rating of 83.5...Surpassed 17,000 career passing yards to make him the third quarterback in Raiders history to cross the barrier...**(11/18) at Ari.:** Finished the day completing 19-of-31 passes for 192 yards with two TDs and no INTs...Posted a passer rating of at least 100 points for the 21st time in his career, ending the day with 100.5...Recorded the 15th fourth quarter comeback of his career...**(11/25) at Bal.:** Completed 16-of-34 pass attempts for 194 yards with one TD against zero INTs...**(12/2) vs. KC.:** Surpassed QB Rich Gannon for second place on the franchise's all-time passing yards list with 17,802 career yards...Passed QB Cam Newton for the seventh-most passing TDs in the NFL through a player's first five years with 119...Earned a passer rating of 123.2 in the game, his 22nd career game with a passer rating of at least 100 points to tie QB Jim Plunkett for fourth-most in franchise history...**(12/9) vs. Pit.:** Recorded his 16th career fourth quarter comeback in the victory...Finished the day with 322 yards, the fourth time he has eclipsed the 300-yard milestone and the 18th such game of his career...Recorded his 23rd career game with a passer rating of at least 100 points, finishing with 122.4...Recorded his eighth straight game without an INT, extending the longest streak of his career and setting a new franchise record for most consecutive games without an INT...**(12/16) at Cin.:** Completed 21-of-38 attempts for 263 yards with one TD for a passer rating of 85.7...Set the franchise record for most consecutive pass attempts without an INT with 278...**(12/24) vs. Den.:** Completed 19-of-26 passes for 167 yards, earning a passer rating of 89.7 in the win...Recorded his 10th consecutive game without an INT, extending his INT-less streak to 325 passes...**(12/30) at KC.:** Ended the day completing 24-of-33 passes for 185 yards...Recorded a completion percentage of 70.0 or better for the 10th time on the year...For the first time in his career, surpassed 4,000 passing yards to end the season with 4,049, becoming just one of three Raiders to pass the 4,000 yard barrier...Completed 24 passes to total 381 completions on the year, setting a new single-season career-best...Broke Manning's record for most completions through a player's first five seasons with 1,759.

2017: Started in 15 games, missing one start with a back injury...Earned his third consecutive Pro Bowl selection...Finished the year with 3,496 passing yards on 323-of-515 attempts (62.7 percent) with 22 TDs and 13 INTs for a passer rating of 86.4...Also ran 23 times for 66 yards (2.9 avg.)...Surpassed 14,000 career passing yards, becoming just the 10th quarterback in NFL history with over 14,000 yards passing in his first four years...Became the fourth quarterback in franchise history to toss for at least 100 TDs, doing so in just 60 games, the quickest in club history...Became the fifth quarterback in NFL history to throw 100 TDs in his first four seasons, with his 103 TDs ranking fourth through a player's first four seasons...Became the sixth quarterback in NFL history to pass 3,000 yards in each of his first four seasons, and first in franchise history...Tied QB Rich Gannon for the most consecutive seasons (four) in franchise history with 20 TDs and 3,000 yards...Threw for 300 yards in a game three times and compiled a quarterback rating of at least 100 on five occasions...**(9/10) at Ten.:** Completed 22-of-32 passing for 262 yards with two TDs for a passer rating of 114.3...**(9/17) vs. NYJ.:** Threw for 230 yards on 23-of-28 passing with three TDs, earning a passer rating of 136.6...**(9/24) at Was.:** Finished throwing for 118 yards on 19-of-31 passing with one TD...**(10/1) at Den.:** Recorded 143 yards on 10-of-18 passing with one TD for a passer rating of 100.0...Exited the game in the third quarter with a back injury...**(10/8) vs. Bal.:** Inactive due to a back injury...**(10/15) vs. LAC.:** Threw for 171 yards on 21-of-30 passing with one TD and two INTs...**(10/19) vs. KC.:** Completed 29-of-52 passes for 417 yards, third-highest yardage total of his career, and added three TDs, earning a passer rating of 101.2...His first TD pass marked the 90th of his career, becoming the first quarterback in NFL history to throw at least 90 TDs and less than 40 INTs in his first 53 games...**(10/29) at Buf.:** Completed 31-of-49 passes for 313 yards with one TD and two INTs for a passer rating of 71.2...**(11/5) at Mia.:** Completed 21-of-30 passes for 300 yards with one TD and one INT for a passer rating of 99.3...Marked the 14th game of his career eclipsing 300 passing yards, the second most in franchise history...**(11/19) vs. NE.:** Completed 28-of-49 attempts for 237 yards with one TD and one INT for a passer rating of 68.2...**(11/26) vs. Den.:** Recorded 253 passing yards on 18-of-24 passing with two TDs for a passer rating of 136.3, his second highest this season...**(12/3) vs. NYG.:** Completed 22-of-36 passing for 287 yards with one TD for a passer rating of 95.5...**(12/10) at KC.:** Completed 24-of-41 passes for 211 yards with one TD and two INTs...**(12/17) vs. Dal.:** Threw for 171 yards, completing 21-of-38 passes with two TDs for a passer rating of 84.4...Totalled 47 rushing yards on four carries, including a season-best 32-yard rush to set up the Raiders' first TD of the night...**(12/25) at Phi.:** Finished the game completing 15-of-29 passes for 140 yards, adding one TD and two INTs...**(12/31) at LAC.:** Recorded 243 yards on 19-of-38 passing with one TD and one INT for a passer rating of 91.8.

2016: Started 15 games in his third season with the Silver and Black, missing the final game with an ankle injury...Finished tied for third in the voting for the Associated Press' Most Valuable Player award...Earned his second consecutive Pro Bowl selection...Named the recipient of the team's prestigious Commitment to Excellence Award...Named the Castrol Edge Clutch Performer of the Year...Earned one AFC Offensive Player of the Week award and one FedEx Air Player of the Week award, both in Week 8 at Tampa Bay...Named Castrol Edge Clutch Performer of the Week four times (Week 1 at NO, Week 4 at Bal., Week 8 at TB and Week 12 vs. Car)...Finished the year with 3,937 passing yards on 357-of-560 attempts (63.8 percent) with 28 TDs and six INTs for a passer rating of 96.7...Also ran 39 times for 70 yards...Joined QB Rich Gannon as the second player in Raiders history with multiple 3,500-yard passing seasons, becoming the 15th NFL player with that mark in two of their first three seasons...His 96.7 passer rating and 357 completions were both the third best in a season in franchise history...Was second in the NFL with seven fourth-quarter comebacks and set the NFL record with five game-winning TD passes in the fourth quarter or overtime...**(9/11) at NO.:** Started the season opener and completed 24-of-38 passes for 319 yards with one TD for a passer rating of 98.5...Named the Castrol Edge Clutch Performer of the Week...Orchestrated an 11-play, 75-yard drive in the final minutes, culminating in a 10-yard TD to WR Seth Roberts and then successfully completed a two-point conversion on a pass to WR Michael Crabtree to secure the victory...**(9/18) vs. Atl.:** Threw for 299 yards on 34-of-45 passing (75.6 percent) with three TDs for a passer rating of 115.0...**(9/25) at Ten.:** Threw for 249 yards on 21-of-35 passing (60.0 percent) with one TD and one INT (his first in 137 passing attempts) for a passer rating of 79.3...**(10/2) at Bal.:** Named the Castrol Edge Clutch Performer of the Week...Tied a career high with four TD passes, connecting with Crabtree three times...Threw for 199 yards on 25-of-35 (71.4 percent) attempts with four TDs for a season-high passer rating of 123.4...Orchestrated a six-play, 66-yard drive in 1:24, culminating in a 23-yard TD pass to Crabtree with 2:12 remaining...**(10/9) vs. SD.:** Completed 25-of-40 passes (62.5 percent) for 317 yards with two TDs and one INT for a passer rating of 93.4...**(10/30) at TB.:** Finished with a career-high 513 passing yards on 40-of-59 attempts with four TD passes and zero INTs for a passer rating of 117.4 in the overtime victory...His 513-yard day through the air set a franchise record, eclipsing the previous record set in 1964...Became the third player in NFL history with 500 yards, four TDs and zero INTs in a game...**(11/6) vs. Den.:** Completed 20-of-31 attempts for 184 yards for a passer rating of 80.6...**(11/21) vs. Hou.:** Finished the game with 295 passing yards on 21-of-31 attempts (67.7 percent) with three TDs and one INT for a passer rating of 117.0...On his third TD of the game, a 35-yard pass to WR Amari Cooper, surpassed 10,000 career passing yards to become the 12th player in NFL history to do so in 42 games or less...Became just the third Raider with 20 passing TDs in three straight seasons, joining Gannon and QB Daryle Lamonica...**(11/27) vs. Car.:** Finished with 315 yards on 26-of-38 attempts (68.4 percent) with two TDs and one INT, earning himself a passer rating of 100.2...**(12/4) vs. Buf.:** Finished with 260 yards on 19-of-35 attempts with two TDs for a passer rating of 97.3...On his final completion of the game, he became the fourth player in NFL history with 300 completions in each of his first three seasons...Became the first quarterback in NFL history with five game-winning TD passes in the fourth quarter or overtime in a season...**(12/8) at KC.:** Completed 17-of-41 attempts for 117 yards with zero TDs and INTs for a passer rating of 49.1...Became the fourth player in NFL history with 1,000 completions through their first three seasons...**(12/18) at SD.:** Earned his seventh fourth-quarter/overtime comeback win of the season, which led the AFC and tied for second in the NFL...Finished 19-of-30 for 213 yards with one TD and one INT, as he earned a passer rating of 81.7...**(12/24) vs. Ind.:** Threw for 253 yards on 21-of-31 attempts (67.7 percent) with three TDs for a passer rating of 122.6 before leaving midway through the fourth quarter with an ankle injury...Also became just the second quarterback in NFL history to have two seasons with at least 350 completions through their first three years in the league...**(1/1/17) at Den.:** Inactive due to an ankle injury...**Postseason: (1/7/17) at Hou.:** Inactive due to an ankle injury.

2015: Started all 16 games in his sophomore campaign, making him the first offensive player in franchise history to start all 32 games over his first two NFL seasons...Selected to his first Pro Bowl and earned two Castrol Edge Clutch Performer of the Week Awards (Week 2 vs. Bal. and Week 12 at Ten.)...Finished the year with 3,987 passing yards on 350-of-573 attempts (61.1 percent) with 32 TDs and 13 INTs for a 91.1 passer rating...Also ran 33 times for 138 yards (4.3 avg.) with a 24-yard long...His 32 TDs were the second most in franchise history behind QB Daryle Lamonica's 34 in 1969...Finished with the third most passing yards in a season in franchise history and the most since QB Carson Palmer (4,018) in 2012...Led the NFL with 13 TD passes of 25-plus yards...**(9/13) vs. Cin.:** Started the season opener and completed 7-of-12 passes for 61 yards with a 71.9 passer rating...Left the game in the second quarter with a hand injury...**(9/20) vs. Bal.:** Posted 351 passing yards on 30-of-46 passing with three TDs and one INT for a 100.9 rating...**(9/27) at Cle.:** Completed 20-of-32 passes for 314 yards and two TDs for a rating of 115.9...Eclipsed QB Tom Flores (3,914) for most passing yards by Raider through two seasons...**(10/4) at Chi.:** Completed 20-of-33 passes for 196 yards, two TDs and one INT...Moved ahead of Flores (27) for most passing TDs by a Raider through his first two seasons...**(10/25) at SD.:** Threw for 289 yards and three TDs on 24-of-31 passing for a 137.7 rating...Highest

road rating of his career and seventh best on the road in franchise history (min. 20 att.)...(11/1) vs. NYJ: Tied a career high with four TD passes on 26-of-33 passing for 333 yards and a passer rating of 130.9...Threw three TDs of 35-or-more yards...(11/8) at Pit.: Eclipsed 300 yards and threw four TDs for the second straight game...Completed 24-of-44 passes for 301 yards and four scores with one INT...(11/15) vs. Min.: Threw for 302 yards on 29-of-43 attempts (67.4 percent) with two TDs and two INTs for a rating of 83.7...Also rushed twice for 12 yards...(11/29) at Ten.: Orchestrated game-winning drive and fourth-quarter comeback with a 9-play, 90-yard drive (3:20)...Finished with 330 passing yards on 24-of-37 passing with three TDs and a 120.3 rating...(12/6) vs. KC: Finished the game with 283 yards on 31-of-48 passing with two TDs, three INTs and a rating of 68.3...Became the fifth NFL player with 3,000 passing yards and 20 TDs in each of his first two seasons...(12/13) at Den.: Tossed two TD passes including the game winner...Finished with 135 yards on 12-of-29 passing and a rating of 79.0...Orchestrated another fourth-quarter comeback, a three-play, 16-yard drive capped off with a 10-yard TD pass to TE Mychal Rivera...(12/20) vs. GB: Threw for 276 yards on 23-of-47 passing with two TDs and two INTs for a 63.8 rating...Recorded his 11th multi-TD game of the season, setting a new franchise record...(12/24) vs. SD: Threw for 204 yards on 23-of-38 passing with one TD and one INT for a 72.7 rating...Rushed four times for 30 yards (7.5 avg.)...Orchestrated his first overtime game-winning drive, a 15-play, 67-yard drive, leading to the go-ahead FG...(1/3/16) at KC: Completed 21-of-33 passes for 194 yards with one TD and one INT...Set a new single-season franchise record with his 13th game with 20-plus completions in 2015.

2014: Posted one of the most prolific rookie seasons in NFL history, completing 348-of-599 passes (58.1 percent) for 3,270 passing yards, 21 TDs, 12 INTs and a passer rating of 76.6...Named to Sports Illustrated's All-Rookie Team...Started all 16 games, becoming the first Raiders rookie and 14th NFL rookie (since 1978) to do so...Finished the season ranked second all-time in completions and attempts by a rookie...Tied (with QB Cam Newton) for the sixth most passing TDs by a rookie...Became fourth rookie quarterback to throw at least 20 TDs with 12-or-fewer INTs in a season...(9/7) at NYJ: Became the first rookie in franchise history to start at quarterback in Week 1...Went 20-for-32 passing (62.5 percent) for 151 yards, two TDs and a passer rating of 94.7...Started the game nearly perfect, going 7-for-7 for 53 yards and one TD...Threw first career TD pass to WR Rod Streater for a 12-yard score...(9/14) vs. Hou.: Finished with 263 yards on 27-of-43 passing (64.3 percent), one TD and two INTs...Added 58 yards on four rushing attempts (14.5 avg.), including a 41-yard run that was a career long and second longest by a Raider quarterback since 2000...(9/28) vs. Mia.: Completed 16-of-25 passes for 146 yards, one TD and one INT before leaving the game with an injury...Added two rushing attempts for nine yards (4.5 avg.)...(10/12) vs. SD: Completed 18-of-34 passes for 282 yards, four TDs and one INT for a passer rating of 107.7, his first rating over 100 points...Four TDs are the most ever by a Raider rookie and tied for second most by a rookie in NFL history...Had two TD passes of 40-plus yards...(10/26) at Cle.: Completed 34-of-54 passes (60.7 percent) for 328 yards with one TD...Became the most prolific rookie passer in franchise history, setting records for starts, passing TDs and completions...Recorded the first 300-yard passing game by a rookie in franchise history...(11/9) vs. Den.: Completed 30-of-47 passes for 192 yards, two TDs and two INTs...Passed QB Tom Flores (1960) for the most passing TDs and yards by a Raider in his first season of action...(11/20) vs. KC: Earned first NFL win with a 17-play, 80-yard game-winning drive capped off by a 9-yard TD pass to WR James Jones...Became first rookie in franchise history to record a fourth-quarter comeback and game-winning drive...(12/7) vs. SF: Finished 22-of-28 for 254 yards with three TDs and a passer rating of 140.2, earning the NFL's Pepsi Rookie of the Week...Posted the seventh-best single-game passer rating in franchise history (min. 20 att.) and the sixth-best single-game rating by a rookie since 1960 (min. 20 att.)...Also set a career high for completion percentage (78.6)...(12/14) at KC: Completed 27-of-56 passes (48.2 percent) for 222 yards and one TD...(12/21) vs. Buf.: Finished 17-of-34 for 214 yards with two TDs and a passer rating of 89.6...Eclipsed the 3,000-yard mark, becoming the 13th NFL rookie and eighth different Raider (15th occurrence) to accomplish the feat...Threw his 20th TD to FB Jamize Olawale for a 1-yard score, making him the eighth rookie since 1950 to throw 20 TDs...Marked his sixth game with at least 30 attempts and no INTs, tying him with QB Andy Dalton for the most by a rookie in NFL history...(12/28) at Den.: Completed 18-of-36 passes for 158 yards with one TD and one INT...Threw an INT on his final attempt of the season, ending a streak of 176 consecutive pass attempts without a pick.

COLLEGE: Played four seasons at Fresno State, appearing in 44 games with 39 starts...Established 27 school records and 21 Mountain West Conference records over his career...Career totals include 12,842 passing yards on 1,086-of-1,630 passing (66.7 completion percentage), 113 TDs and 24 INTs...Added 190 rushing yards on 164 carries and five TDs on the ground...Holds school records in almost every major passing category, including yards (12,482), completions (1,086) and TDs (113)...Two-time Mountain West Offensive Player of the Year, becoming the third player in league history to win the award in back-to-back seasons...Two-time All-American selection as a junior and senior...Started all 13 games as a senior, and became the fourth quarterback in FBS history to throw for over 5,000 yards and 50 TDs in a season...Named the Mountain West Offensive Player of the Year for the second straight time and also garnered first-team All-Mountain West honors...Led the nation in total offense (5,199), total passing yards (5,082) and passing TDs (50)...Winner of the 2013 Sammy Baugh Award, which goes to the nation's top passer...His 50 TD passes tied for the fourth most in FBS single-season history...Established new league and school records for passing yards, attempts and TDs...Started 13 games as a junior...Named Mountain West Offensive Player of the Year...Was an unanimous first-team All-MWC selection...Threw for 4,104 yards on 344-of-511 passing with 37 TDs...His 37 TD passes tied for No. 3 in the FBS...Ranked eighth nationally and first in the Mountain West with 315.7 passing yards per game...Was a three-time Mountain West Offensive Player of the Week, three-time MAACO Bowl Las Vegas Mountain West Player of the Week and twice honored as the Manning Award quarterback of the week...Started all 13 games as a sophomore...Second-team All-WAC selection...Threw for 3,544 yards on the season, the most ever by a build-kick sophomore...Led the WAC in passing yards...Added 26 TD passes against nine INTs and completed 62.6 percent of his passes...Redshirted as a true sophomore...Saw limited action in five games as a freshman...Completed 10-of-14 passes on the season for 112 yards...Majored in recreation administration and leisure services management.

PERSONAL: Attended Bakersfield (Calif.) Christian High School...Was rated as the 12th-best quarterback in the nation...Named the Private School National Player of the Year...Played two seasons of high school football in the Houston area before moving back to his hometown of Bakersfield, Calif., the summer before his senior year...Guided his team to a 12-1 record and threw for 4,067 yards and 46 TDs as a senior, leading the team to the Division V Central Section title...Ranked third in California and 11th in the nation for high school quarterbacks in passing yards...Both brothers, Darren and David, played Division I football...David was a quarterback at Fresno State, the 2001 Johnny Unitas Award winner and the No. 1 overall NFL pick in 2002 by the Houston Texans and played in the NFL for 11 seasons...David is now an NFL Network analyst...Darren was a defensive lineman at Houston, and serves as the head coach at Bakersfield Christian High School.

SINGLE-GAME HIGHS: PASSING: Attempts – 59, 10/30/16 at TB. Completions – 40, 10/30/16 at TB. Yards – 513, 10/30/16 at TB. Long – 87, 12/31/17 at LAC. Touchdowns – 4, six times; last: 9/30/18 vs. Cle. Interceptions – 3, two times; last: 9/10/18 vs. LAR. Rating – 140.2, 12/7/14 vs. SF. RUSHING: Attempts – 7, 12/26/21 vs. Den. Yards – 58, 9/14/14 vs. Hou. Long – 41, 9/14/14 vs. Hou. Touchdowns – 1, six times; last: 12/26/20 vs. Mia.

DEREK CARR'S CAREER STATISTICS

Year	Team	GP	GS	Att.	Cmp.	Yds.	Pct.	PASSING					RUSHING						
								Yds./Att.	TD	INT	Lg.	Sk./Lst.	Rtng.	Att.	Yds.	Avg.	Lg.	TD	
2014	Oakland	16	16	599	348	3,270	58.1	5.5	21	12	77t	24/149	76.6	29	92	3.2	41	0	
2015	Oakland	16	16	573	350	3,987	61.1	7.0	32	13	68t	31/230	91.1	33	138	4.2	24	0	
2016	Oakland	15	15	560	357	3,937	63.8	7.0	28	6	75t	16/79	96.7	39	70	1.8	13	0	
2017	Oakland	15	15	515	323	3,496	62.7	6.8	22	13	87t	20/101	86.4	23	66	2.9	32	0	
2018	Oakland	16	16	553	381	4,049	68.9	7.3	19	10	66	51/299	93.9	24	47	2.0	15	1	
2019	Oakland	16	16	513	361	4,054	70.4	7.9	21	8	75	29/184	100.8	27	82	3.0	12	2	
2020	Las Vegas	16	16	517	348	4,103	67.3	7.9	27	9	85t	26/150	101.4	39	140	3.6	18	3	
2021	Las Vegas	17	17	626	428	4,804	68.4	7.7	23	14	61t	40/241	94.0	40	108	2.7	22	0	
Totals		127	127	4,456	2,896	31,700	65.0	7.1	193	85	87t	237/1,433	92.4	254	743	2.9	41	6	
Postseason																			
2016	Oakland	0	0	0	0	0	0.0	0.0	0	0	0	0/0	0.0	0	0	0.0	0	0	
2021	Las Vegas	1	1	54	29	310	53.7	5.7	1	1	26	3/28	69.2	1	20	20.0	20	0	
Totals		1	1	54	29	310	53.7	5.7	1	1	26	3/28	69.2	1	20	20.0	20	0	

DEREK CARR GAME-BY-GAME

2021, LAS VEGAS (10-7)

Date	Opp.	W/L	GP/GS	Att.	Cmp.	Yds.	Pct.	PASSING					RUSHING						
								Yds./Att.	TD	INT	Lg.	Sk./Lst.	Rtng.	Att.	Yds.	Avg.	Lg.	TD	
9/13	Bal.	W	1/1	56	34	435	60.7	7.8	2	1	37	3/26	89.5	4	6	1.5	4	0	
9/19	at Pit.	W	1/1	37	28	382	75.7	10.3	2	0	61t	2/9	126.2	4	9	2.3	5	0	
9/26	Mia.	W	1/1	43	26	386	60.5	9.0	2	1	34	3/29	95.7	2	-2	-1.0	-1	0	
10/4	at LAC	L	1/1	34	21	196	61.8	5.8	2	1	51	4/31	84.9	3	6	2.0	3	0	
10/10	Chi.	L	1/1	35	22	206	62.9	5.9	0	1	29	3/18	67.1	3	10	3.3	8	0	
10/17	at Den.	W	1/1	27	18	341	66.7	12.6	2	0	51	2/1	134.4	2	-1	-0.5	0		
10/24	Phi.	W	1/1	34	31	323	91.2	9.5	2	1	43	0/0	113.6	2	1	0.5	2	0	
11/7	at NYG	L	1/1	46	30	296	65.2	6.4	1	2	24	1/10	72.4	2	5	2.5	4	0	
11/14	KC	L	1/1	35	25	261	71.4	7.5	2	1	38	2/12	99.8	3	18	6.0	9	0	
11/21	Cin.	L	1/1	27	19	215	70.4	8.0	1	1	31	2/9	90.8	0	0	-	-	0	
11/25	at Dal.	W	1/1	39	24	373	61.5	9.6	1	0	56t	3/7	101.8	2	21	10.5	22	0	
12/5	Was.	L	1/1	38	28	249	73.7	6.6	0	0	34	2/15	90.8	2	24	12.0	17	0	
12/12	at KC	L	1/1	45	33	263	73.3	5.8	1	1	19	4/17	85.7	0	0	-	-	0	
12/20	at Cle.	W	1/1	38	25	236	65.8	6.2	1	1	17	2/6	80.6	3	7	2.3	6	0	
12/26	Den.	W	1/1	25	20	201	80.0	8.0	1	1	28	2/19	96.8	7	5	0.7	4	0	
1/2/22	at Ind.	W	1/1	31	24	255	77.4	8.2	1	2	42	2/14	84.7	0	0	-	-	0	
1/9/22	LAC	W	1/1	36	20	186	55.6	5.2	2	0	44	3/18	88.4	1	-1	-1.0	-1	0	
Totals			17/17	626	428	4,804	68.4	7.7	23	14	61t	40/241	94.0	40	108	2.7	22	0	
Postseason																			
1/15/22	at Cin.	L	1/1	54	29	310	53.7	5.7	1	1	26	3/28	69.2	1	20	20.0	20	0	
Totals			1/1	54	29	310	53.7	5.7	1	1	26	3/28	69.2	1	20	20.0	20	0	

2020, LAS VEGAS (8-8)

Date	Opp.	W/L	GP/GS	Att.	Cmp.	Yds.	Pct.	PASSING					RUSHING					
								Yds./Att.	TD	INT	Lg.	Sk./Lst.	Rtng.	Att.	Yds.	Avg.	Lg.	TD
9/13	at Car.	W	1/1	30	22	239	73.3	8.0	1	0	45	0/0	107.5	0	0	-	-	0
9/21	NO	W	1/1	38	28	284	73.7	7.5	3	0	31	3/23	120.9	3	3	1.0	3	0
9/27	at NE	L	1/1	32	24	261	75.0	8.2	2	0	34	2/12	119.4	2	10	5.0	9	0
10/4	Buf.	L	1/1	44	32	311	72.7	7.1	2	0	37	2/14	107.3	4	20	5.0	10	0
10/11	at KC	W	1/1	31	22	347	71.0	11.2	3	1	72t	1/1	126.7	4	1	0.3	2	0
10/25	TB	L	1/1	36	24	284	66.7	7.9	2	1	44	3/13	97.5	2	19	8.0	10	0
11/1	at Cle.	W	1/1	24	15	111	62.5	4.6	1	0	17	2/11	87.3	6	41	6.8	18	0
11/8	at LAC	W	1/1	23	13	165	56.5	7.2	2	0	53	1/5	108.1	2	14	7.0	12	0
11/15	Den.	W	1/1	25	16	154	64.0	6.2	0	0	25	0/0	81.1	4	10	2.5	9	0
11/22	KC	L	1/1	31	23	275	74.2	8.9	3	1	29	0/0	119.7	3	6	2.0	5	0
11/29	at Atl.	L	1/1	34	22	215	64.7	6.3	0	1	36	3/21	70.1	0	0	-	-	0
12/6	at NYJ	W	1/1	47	28	381	59.6	8.1	3	1	46t	2/13	97.9	2	5	2.5	3	1
12/13	Ind.	L	1/1	45	31	316	68.9	7.0	2	2	47t	0/0	85.0	3	12	4.0	5t	1
12/17	LAC	L	1/1	5	3	53	60.0	10.6	0	0	30	1/3	96.2	0	0	-	-	0
12/26	Mia.	L	1/1	34	21	336	61.8	9.9	1	0	85t	3/22	104.5	2	-2	0.0	1t	1
1/3/21	at Den.	W	1/1	38	24	371	63.2	9.8	2	2	57	3/12	91.0	2	1	0.5	2	0
Totals			16/16	517	348	4,103												

DEREK CARR GAME-BY-GAME

2019, OAKLAND (7-9)

Date	Opp.	W/L	GP/GS	PASSING								RUSHING						
				Att.	Cmp.	Yds.	Pct.	Yds./Att.	TD	INT	Lg.	Sk./Lst.	Rtng.	Att.	Yds.	Avg.	Lg.	TD
9/9	Den.	W	1/1	26	22	259	84.6	10.0	1	0	43	0/0	121.0	2	2	1.0	3	0
9/15	KC	L	1/1	38	23	198	60.5	5.2	1	2	25	3/20	61.1	2	18	9.0	10	0
9/22	at Min.	L	1/1	34	27	242	79.4	7.1	2	1	30	4/28	103.7	1	0	-	-	0
9/29	at Ind.	W	1/1	31	21	189	67.7	6.1	2	0	20	1/0	105.4	2	-1	-0.5	0	0
10/6	Chi.	W	1/1	32	25	229	78.1	7.2	0	0	23	0/0	96.5	3	8	2.7	9	0
10/20	at GB	L	1/1	28	22	293	78.6	10.5	2	1	48	0/0	119.2	2	0	0.0	1	0
10/27	at Hou.	L	1/1	30	18	285	60.0	9.5	3	0	65t	0/0	125.0	0	0	-	-	0
11/3	Det.	W	1/1	31	20	289	64.5	9.3	2	0	34	1/10	116.2	0	0	-	-	0
11/7	LAC	W	1/1	31	21	218	67.7	7.0	1	0	27	3/18	98.6	1	4	4.0	4	0
11/17	Cin.	W	1/1	29	25	292	86.2	10.0	1	1	32	3/19	105.7	5	1	0.2	3t	1
11/24	at NYJ	L	1/1	27	15	127	55.6	4.7	0	1	19	1/7	52.5	1	11	11.0	11	0
12/1	at KC	L	1/1	30	20	222	66.7	7.4	1	2	28	2/12	71.8	3	7	2.3	6	0
12/8	Ten.	L	1/1	34	25	262	73.5	7.7	2	0	49t	2/4	115.2	2	17	8.5	15	0
12/15	Jac.	L	1/1	36	22	267	61.1	7.4	1	0	40	4/31	93.2	1	12	12.0	12	0
12/22	at LAC	W	1/1	30	26	291	86.7	9.7	1	0	56	3/24	118.2	1	3	3.0	3t	1
12/29	at Den.	L	1/1	46	29	391	63.0	8.5	1	0	75	2/11	97.3	1	0	0.0	0	0
Totals			16/16	513	361	4,054	70.4	7.9	21	8	75	29/184	100.8	27	82	3.0	12	2

2018, OAKLAND (4-12)

Date	Opp.	W/L	GP/GS	PASSING								RUSHING						
				Att.	Cmp.	Yds.	Pct.	Yds./Att.	TD	INT	Lg.	Sk./Lst.	Rtng.	Att.	Yds.	Avg.	Lg.	TD
9/10	LAR	L	1/1	40	29	303	72.5	7.6	0	3	45	1/3	62.8	2	1	0.5	6	0
9/16	at Den.	L	1/1	32	29	288	90.6	9.0	1	0	30	1/7	114.6	0	0	-	-	0
9/23	at Mia.	L	1/1	39	27	345	69.2	8.9	1	2	66	3/20	83.8	2	-2	-1.0	-1	0
9/30	Cle.	W	1/1	58	35	437	60.3	7.5	4	2	36	3/11	92.4	2	1	0.5	2	0
10/7	at LAC	L	1/1	33	24	268	72.7	8.1	1	1	47	3/20	94.0	1	5	5.0	5	0
10/14	Sea.	L	1/1	31	23	142	74.2	4.6	0	0	21	6/36	83.0	4	31	7.8	15	0
10/28	Ind.	L	1/1	28	21	244	75.0	8.7	3	0	31t	0/0	136.6	2	0	0.0	0	1
11/1	at SF	L	1/1	21	16	171	76.2	8.1	0	0	25	7/32	99.5	3	5	1.7	4	0
11/11	LAC	L	1/1	37	24	243	64.9	6.6	0	0	31	4/40	83.5	2	2	1.0	6	0
11/18	at Ari.	W	1/1	31	19	192	61.3	6.2	2	0	32	4/19	100.5	0	0	-	-	0
11/25	at Bal.	L	1/1	34	16	194	47.1	5.7	1	0	44	3/12	74.9	0	0	-	-	0
12/2	KC	L	1/1	38	29	285	76.3	7.5	3	0	29	3/14	123.2	1	8	8.0	8	0
12/9	Pit.	W	1/1	34	25	322	73.5	9.5	2	0	39	4/23	122.4	1	-1	-1.0	-1	0
12/16	at Cin.	L	1/1	38	21	263	55.3	6.9	1	0	44	5/34	85.7	0	0	-	-	0
12/24	Den.	W	1/1	26	19	167	73.1	6.4	0	0	16	1/8	89.7	4	-3	-0.8	0	0
12/30	at KC	L	1/1	33	24	185	72.7	5.6	0	2	13	3/20	60.8	0	0	-	-	0
Totals			16/16	553	381	4,049	68.9	7.3	19	10	66	51/299	93.9	24	47	2.0	15	1

2017, OAKLAND (6-10)

Date	Opp.	W/L	GP/GS	PASSING								RUSHING						
				Att.	Cmp.	Yds.	Pct.	Yds./Att.	TD	INT	Lg.	Sk./Lst.	Rtng.	Att.	Yds.	Avg.	Lg.	TD
9/10	at Ten.	W	1/1	32	22	262	68.8	8.2	2	0	25	2/12	114.3	2	2	1.0	3	0
9/17	NYJ	W	1/1	28	23	230	82.1	8.2	3	0	39	0/0	136.6	0	0	-	-	0
9/24	at Was.	L	1/1	31	19	118	61.3	3.8	1	2	21t	4/22	52.9	2	5	2.5	6	0
10/1	at Den.	L	1/1	18	10	143	55.6	7.9	1	0	64t	2/12	100.0	0	0	-	-	0
10/8	Bal.	L		(INACTIVE - BACK)														
10/15	LAC	L	1/1	30	21	171	70.0	5.7	1	2	23t	1/6	67.5	1	0	0.0	0	0
10/19	KC	W	1/1	52	29	417	55.8	8.0	3	0	45t	0/0	101.2	1	15	15.0	15	0
10/29	at Buf.	L	1/1	49	31	313	63.3	6.4	1	2	40	0/0	71.2	0	0	-	-	0
11/5	at Mia.	W	1/1	30	21	300	70.0	10.0	1	1	44t	1/5	99.3	4	-3	-0.8	0	0
11/19	NE	L	1/1	49	28	237	57.1	4.8	1	1	26	1/2	68.2	0	0	-	-	0
11/26	Den.	W	1/1	24	18	253	75.0	10.5	2	0	54	2/9	136.3	3	-3	-1.0	-1	0
12/3	NYG	W	1/1	36	22	287	61.1	8.0	1	0	59	1/5	95.5	1	-1	-1.0	-1	0
12/10	at KC	L	1/1	41	24	211	58.5	5.2	1	2	29t	3/13	60.1	0	0	-	-	0
12/17	Dal.	L	1/1	38	21	171	55.3	4.5	2	0	28	0/0	84.4	4	47	11.8	32	0
12/25	at Phi.	L	1/1	29	15	140	51.7	4.8	1	2	63t	1/3	48.1	3	3	1.0	3	0
12/31	at LAC	L	1/1	28	19	243	67.9	8.7	1	1	87t	2/12	91.8	2	1	0.5	2	0
Totals			15/15	515	323	3,496	62.7	6.8	22	13	87t	20/101	86.4	23	66	2.9	32	0

DEREK CARR GAME-BY-GAME

2016, OAKLAND (12-4)

Date	Opp.	W/L	GP/GS	PASSING								RUSHING						
				Att.	Cmp.	Yds.	Pct.	Yds./Att.	TD	INT	Lg.	Sk./Lst.	Rtng.	Att.	Yds.	Avg.	Lg.	TD
9/11	at NO	W	1/1	38	24	319	63.2	8.4	1	0	43	0/0	98.5	2	16	8.0	11	0
9/18	Atl.	L	1/1	45	34	299	75.6	6.6	3	0	31t	1/0	115.0	2	10	5.0	5	0
9/25	at Ten.	W	1/1	35	21	249	60.0	7.1	1	1	31	1/4	79.3	1	-1	-1.0	-1	0
10/2	at Bal.	W	1/1	35	25	199	71.4	5.7	4	0	23t	0/0	123.4	3	-2	-0.7	0	0
10/9	SD	W	1/1	40	25	317	62.5	7.9	2	1	64t	3/17	93.4	2	13	6.5	7	0
10/16	KC	L	1/1	34	22	225	64.7	6.6	1	1	24	2/4	81.1	3	8	2.7	6	0
10/23	at Jac.	W	1/1	37	23	200	62.2	5.4	1	0	56	0/0	85.4	4	4	1.0	5	0
10/30	at TB	W	1/1	59	40	513	67.8	8.7	4	0	68	2/15	117.4	1	13	13.0	13	0
11/6	Den.	W	1/1	31	20	184	64.5	5.9	0	0	21	2/5	80.6	4	3	0.8	6	0
11/21	Hou.	W	1/1	31	21	295	67.7	9.5	3	1	75t	0/0	117.0	2	-2	-1.0	-1	0
11/27	Car.	W	1/1	38	26	315	68.4	8.3	2	1	49	1/5	100.2	5	-12	-2.4	1	0
12/4	Buf.	W	1/1	35	19	260	54.3	7.4	2	0	37t	0/0	97.3	2	4	2.0	3	0
12/8	at KC	L	1/1	41	17	117	41.5	2.9	0	0	18	1/8	49.1	2	3	1.5	2	0
12/18	at SD	W	1/1	30	19	213	63.3	7.1	1	1	28	2/13	81.7	5	5	1.0	8	0
12/24	Ind.	W	1/1	31	21	232	67.7	7.5	3	0	35	1/8	122.0	1	8	8.0	8	0
1/1/17	at Den.	L		(INACTIVE - ANKLE)														
Totals																		



AJ COLE

POSITION: Punter
HT/WT: 6-4/220
ACQUIRED: FA-19
BORN: 11/27/95

NFL SEASON: 4
RAIDERS SEASON: 4
COLLEGE: N.C. State
HOMETOWN: College Park, Ga.

6

TRANSACTIONS: Signed by Oakland Raiders as an undrafted free agent, May 6, 2019.

CAREER: Punter enters his fourth year with the Silver and Black, making the team after participating on a tryout basis at the team's rookie mini-camp in 2019...Earned his first Pro Bowl selection in 2021, leading the NFL with a 50.0 yard average on 64 punts and placing 28 inside the 20-yard line...In 2020, appeared in all 16 contests for the second consecutive season and set a career high with an average of 40.1 net yards per punt...As a rookie in 2019, set rookie club records for punting average (46.0), net average (39.4) and punts downed inside the 20-yard line (33)...Career totals include 32 games played with 111 punts for 5,020 yards (45.2 avg.), a net average of 39.7 yards and 53 punts downed inside the 20-yard line with a long of 74 yards.

AT A GLANCE

- Earned his first Pro Bowl selection in 2021, leading the NFL with a 50.0 yard average on 64 punts and placing 28 inside the 20-yard line.
- In 2019, set rookie club records in punting average (46.0), net average (39.4) and punts downed inside the 20-yard line (33).
- Booted a 74-yard punt in Week 16 of 2019, the third-longest punt in team history and sixth-longest by a rookie in NFL history.

2021: Earned his first Pro Bowl selection, averaging 50.0 yards on 64 punts and placing 28 inside the 20-yard line...Led the NFL with 50.0 yard average, which also ranked eighth in NFL history...(9/13) vs. Bal.: Averaged 52.7 yards, placing two punts inside the 20-yard line...(9/19) at Pit.: Averaged 47.5 yards, placing two punts inside the 20-yard line...(9/26) vs. Mia.: Averaged 54.0 yards, placing two punts inside the 20-yard line...(10/4) at LAC: Averaged 51.2 yards and placed one punt inside the 20-yard line...(10/10) vs. Chi.: Averaged 56.0 yards in the contest...Also recorded a season-high three punts inside the 20-yard line...(10/17) at Den.: Averaged a career-high 57.0 yards, placing two punts inside the 20-yard line...Recorded a 71-yard punt, marking the second-longest of his career...(10/24) vs. Phi.: Averaged 47.0 yards in the win, placing one punt inside the 20-yard line...(11/7) at NYG: Averaged 50.0 yards on the day...(11/14) vs. KC: Punted five times for 250 yards (50.0 avg.), placing one punt inside the 20-yard line...Added one tackle and one forced fumble...(11/21) vs. Cin.: Averaged 46.5 yards, placing two punts inside the 20-yard line...(11/25) at Dal.: Averaged 48.6 yards, placing four punts inside the 20-yard line...(12/5) vs. Was.: Averaged 50.5 yards and placed two punts inside the 20-yard line...(12/12) at KC: Averaged 50.0 yards on three punts...(12/20) at Cle.: Averaged 44.3 yards in the win, placing one punt inside the 20-yard line...(12/26) vs. Den.: Averaged 42.5 yards on two punts, both of which were placed inside the 20-yard line...(1/2/22) at Ind.: Averaged 52.0 yards on two punts with one punt placed inside the 20-yard line...(1/9/22) vs. LAC: Averaged 45.3 yards on four punts in the win, placing two punts inside the 20-yard line...Postseason: (1/15/22) at Cin.: Averaged 49.5 yards on two punts in is first postseason appearance.

2020: Played in 16 games and recorded 44 punts for 1,939 yards (44.1 avg.)...Finished tied for 16th in the NFL with 20 punts placed inside the 20-yard line, while his percentage of punts downed inside the 20-yard line (45.5 percent) ranked fourth in the league...His 133 opponent punt return yards allowed ranked seventh-fewest in the NFL...(9/13) at Car.: Punted three times for 127 yards (42.3 avg.) with a long of 52 yards...(9/21) vs. No.: Punted two times for 80 yards with a long of 44 yards...(9/27) at NE: Punted three times for 136 yards (45.3 avg.), placing one punt inside the 20-yard line...(10/4) vs. Buf.: Punted one time for 57 yards...(10/11) at KC: Punted two times for 106 yards (53.0 avg.), placing one punt inside the 20-yard line...(10/25) vs. TB: Punted three times for 121 yards (40.3 avg.), placing two punts inside the 20-yard line...(11/1) at Cle.: Punted one time for 56 yards, placing the punt inside the 20-yard line...(11/8) at LAC: Punted four times for 150 yards (37.5 avg.), placing two punts inside the 20-yard line...(11/15) vs. Den.: Punted four times for 174 yards (43.5 avg.), placing a season-high three punts inside the 20-yard line...(11/22) vs. KC: Punted two times for 73 yards (36.5 avg.), placing one punt inside the 20-yard line...(11/29) at Atl.: Punted a season-high five times for 243 yards (48.6 avg.) with a long of 63 yards...Tied his season-high by placing three punts inside the 20-yard line, while his 63-yard punt marked a new season-long...(12/6) at NYJ: Punted three times for 129 yards (43.0 avg.), placing two punts inside the 20-yard line...(12/13) vs. Ind.: Punted one time for 47 yards...(12/17) vs. LAC: Punted two times for 75 yards (37.5 avg.) with a 56-yard long...(12/26) vs. Mia.: Punted four times for 168 yards (42.0 avg.) with a 58-yard long, placing two punts inside the 20-yard line...(1/3/21) at Den.: Punted four times for 199 yards (49.8 avg.), placing two punts inside the 20-yard line...His 49.8 average was his highest of the season in games with multiple punts.

2019: Played all 16 games in his rookie season and set rookie club records in punting average (46.0), net average (39.4 avg.) and punts downed inside the 20-yard line (33)...Totalled 67 punts for 3,081 yards...Led the league from Weeks 11-17 with 18 punts downed inside the 20-yard line, while his 33 total for the year tied P Shane Lechler for third-most in franchise history and ranked fifth in the NFL...Also booted a 74-yard punt, the third-longest punt in team history, sixth-longest by a rookie in NFL history and third-longest overall in 2019...(9/9) vs. Den.: Averaged 44.7 yards on three punts with a 52-yard long, placing one punt inside the 20-yard line in his NFL debut...(9/15) vs. KC: Totalled 264 yards on six punts for a 44-yard average and a long of 60 yards...(9/22) at Min.: Averaged a season-best 54.3 yards on four punts with a net average of 49.0 yards per punt...Tied a career-long with a 60-yarder, placing two punts inside the 20-yard line...(9/29) at Ind.: Punted five times for 253 yards (50.6 avg.) with a long of 59 yards, placing three punts inside the 20-yard line...(10/6) vs. Chi.: Averaged 42.5 yards on four punts, placing one punt inside the 20-yard line...(10/20) at GB: Punted two times for 106 yards (53.0 avg.) with a long of 59 yards, placing both punts inside the 20-yard line...(10/27) at Hou.: Punted six times for 292 yards (48.7 avg.) with a long of 57 yards, placing three punts inside the 20-yard line...(11/3) vs. Det.: Punted two times for 96 yards (48.0 avg.) with a long of 52 yards...(11/7) vs. LAC: Punted four times for 170 yards (42.5 avg.) with a long of 50 yards, placing one punt inside the 20-yard line...(11/17) vs. Cin.: Averaged 42.3 yards on five punts with a 50-yard long, placing one punt inside the 20-yard line...(11/24) at NYJ: Punted a career-high seven times for 315 yards (45.0 avg.) with a long of 57 yards, while placing four punts inside the 20-yard line...(12/1) at KC: Averaged 38.5 yards on two punts, placing one punt inside the 20-yard line...(12/8) vs. Ten.: Totalled 221 yards on five punts for a 44.2 average, placing four punts inside the 20-yard line...(12/15) vs. Jac.: Punted four times for 167 yards (41.8 avg.) with a long of 52 yards, placing three punts inside the 20-yard line...(12/22) at LAC: Punted five times for 259 yards (51.8 avg.) with a career long of 74 yards, placing three punts inside the 20-yard line...His 74-yard punt was the third-longest in the NFL this season and longest for

COLE

Raiders players since Lechler's 76-yarder at KC on Dec. 24, 2011...(12/29) at Den.: Punted three times for 124 yards (41.3 avg.) with a long of 49 yards...Placed two punts inside the 20-yard line, tying Lechler for third-most punts inside the 20-yard line in a single season in franchise history (33).

COLLEGE: Four-year letterman at North Carolina State (2015-18), appearing in 52 career games...Finished collegiate career ranked second in program history in punting yards (9,288) and third in punts (220)...Also ranked third in the program record book with a 42.2-yard punting average...Had 89 career punts downed inside the 20-yard line...As a senior, punted 49 times for 2,076 yards (42.4 avg.), marking fourth-straight year eclipsing the 2,000-yard mark...Had 22 punts downed inside the 20-yard line...Semifinalist for the Wuerffel Trophy, presented annually to the player "who best combines exemplary community service with athletic and academic achievement"...As a junior, averaged 43.7 yards per punt, which ranked fifth in the ACC and marked the fifth-best single-season average in program history...Totalled 54 punts for 2,358 yards and set a career best by notching 18 punts of 50-or-more yards...Had two punts of 60-plus yards...Named to the preseason watch list for the Ray Guy Award...Finalist for the Wuerffel Trophy...Named to the Allstate AFCA Good Works Team...CoSIDA Academic All-District and Academic All-ACC selection...As a sophomore, punted 51 times for 2,104 yards (41.3 avg.)...As a freshman, set single-season personal standards in punts (66), yards (2,750), touchbacks (six), fair catches (25) and punts inside the 20-yard line (28)...Graduated with a degree in industrial engineering.

PERSONAL: Attended Woodward Academy in College Park, Ga. ...As a senior, averaged 40.1 yards per punt and converted 7-of-9 FG attempts and 33-of-38 PAT attempts...Named to the Atlanta Journal-Constitution All-Metro Team...Also named all-region and second-team all-state...Ranked as the No. 13 punter in the nation by Kohl's Kicking, the No. 5 kicker and No. 70 player in Georgia by Rivals.com and the No. 19 kicker in the nation by ESPN.com...Helped team to a 9-3 record and a quarterfinal appearance in the Georgia 3A playoffs...Also played tight end and defensive end.

ADDITIONAL STATISTICS: Special teams tackles – 1 in 2019.

SINGLE-GAME HIGHS: PUNTING: Punts – 7, 11/24/19 at NYJ. Gross average – 57.0, 10/17/21 at Den. Net average – 56.0, 11/1/20 at Cle. Punts inside 20 – four, three times; last: 11/25/21 at Dal. Long – 74, 12/22/19 at LAC.



AJ COLE'S CAREER STATISTICS

Year	Team	GP	Punts	Yds.	Avg.	In 20	TB	Lg.	Net	Blk.	Ret.	Ret. Yds.
2019	Oakland	16	67	3,081	46.0	33	6	74	39.4	0	30	318
2020	Las Vegas	16	44	1,939	44.1	20	2	63	40.1	0	14	133
2021	Las Vegas	17	64	3,202	50.0	28	7	71	42.5	0	27	341
Totals		49	175	8,222	47.0	81	15	74	40.7	0	71	792

AJ COLE GAME-BY-GAME

2021, LAS VEGAS (10-7)

Date	Opp.	W/L	GP	Punts	Yds.	Avg.	In 20	TB	Lg.	Net	Bik.	Ret.	Ret.Yds.
9/13	Bal.	W	1	6	316	52.7	2	0	67	41.5	0	4	67
9/19	at Pit.	W	1	4	190	47.5	2	1	55	37.3	0	2	21
9/26	Mia.	W	1	4	216	54.0	2	0	67	47.3	0	3	27
10/4	at LAC	L	1	5	256	51.2	1	0	56	47.2	0	2	20
10/10	Chi.	L	1	4	224	56.0	3	0	70	46.5	0	2	38
10/17	at Den.	W	1	4	228	57.0	2	2	71	47.0	0	0	0
10/24	Phi.	W	1	2	94	47.0	1	0	59	44.0	0	1	6
11/7	at NYG	L	1	2	100	50.0	0	0	58	37.0	0	2	26
11/14	KC	L	1	5	250	50.0	1	1	63	36.8	0	2	46
11/21	Cin.	L	1	4	186	46.5	2	1	54	39.0	0	2	10
11/25	at Dal.	W	1	5	243	48.6	4	0	68	45.4	0	2	16
12/5	Was.	L	1	4	202	50.5	2	0	67	43.3	0	2	29
12/12	at KC	L	1	3	150	50.0	0	1	60	39.7	0	1	11
12/20	at Cle.	W	1	4	177	44.3	1	0	49	39.3	0	1	20
12/26	Den.	W	1	2	85	42.5	2	0	47	42.5	0	0	0
1/2/22	at Ind.	W	1	2	104	52.0	1	1	60	42.0	0	0	0
1/9/22	LAC	W	1	4	181	45.3	2	0	54	44.3	0	2	4
Totals			17	64	3202	50.0	28	7	71	42.5	0	28	341
POSTSEASON													
1/15/22	at Cin.	L	1	2	99	49.5	0	0	58	36.5	0	2	26
Totals			32	116	5,781	49.8	50	13	71	36.5	0	49	593

2020, LAS VEGAS (8-8)

Date	Opp.	W/L	GP	Punts	Yds.	Avg.	In 20	TB	Lg.	Net	Bik.	Ret.	Ret.Yds.
9/13	at Car.	W	1	3	127	42.3	0	0	52	32.7	0	2	29
9/21	NO	W	1	2	78	39.0	0	0	42	39.0	0	0	0
9/27	at NE	L	1	3	136	45.3	1	0	46	41.7	0	1	11
10/4	Buf.	L	1	1	57	57.0	0	0	57	19.0	0	1	38
10/11	at KC	W	1	2	106	53.0	1	0	59	53.0	0	1	0
10/25	TB	L	1	3	121	40.3	2	0	48	40.3	0	0	0
11/1	at Cle.	W	1	1	56	56.0	1	0	56	56.0	0	0	0
11/8	at LAC	W	1	4	150	37.5	2	0	45	37.5	0	2	0
11/15	Den.	W	1	4	174	43.5	3	0	61	43.5	0	0	0
11/22	KC	L	1	2	73	36.5	1	0	42	36.5	0	1	0
11/29	at Atl.	L	1	5	243	48.6	3	0	63	47.8	0	1	4
12/6	at NYJ	W	1	3	129	43.0	2	1	51	36.3	0	0	0
12/13	Ind.	L	1	1	47	47.0	0	0	47	45.0	0	1	2
12/17	LAC	L	1	2	75	37.5	0	0	56	32.5	0	1	10
12/26	Mia.	L	1	4	168	42.0	2	1	58	35.3	0	1	7
1/3/21	at Den.	W	1	4	199	49.8	2	0	59	41.8	0	2	32
Totals			16	44	1,939	44.1	20	2	63	40.1	0	14	133

2019, OAKLAND (7-9)

Date	Opp.	W/L	GP	Punts	Yds.	Avg.	In 20	TB	Lg.	Net	Bik.	Ret.	Ret.Yds.
9/9	Den.	W	1	3	134	44.7	1	1	52	38.0	0	0	0
9/15	KC	L	1	6	264	44.0	2	0	60	36.0	0	6	48
9/22	at Min.	L	1	4	217	54.3	2	0	60	49.0	0	3	21
9/29	at Ind.	W	1	5	253	50.6	3	0	59	43.6	0	3	35
10/6	Chi.	W	1	4	170	42.5	1	1	46	19.5	0	2	72
10/20	at GB	L	1	2	106	53.0	2	0	59	53.0	0	0	0
10/27	at Hou.	L	1	6	292	48.7	3	0	57	43.3	0	4	32
11/3	Det.	W	1	2	96	48.0	0	0	52	48.0	0	0	0
11/7	LAC	W	1	4	170	42.5	1	0	50	37.8	0	3	19
11/17	Cin.	W	1	5	216	43.2	1	1	50	32.8	0	3	32
11/24	at NYJ	L	1	7	315	45.0	4	1	57	38.4	0	1	26
12/1	at KC	L	1	2	77	38.5	1	0	41	38.5	0	0	0
12/8	Ten.	L	1	5	221	44.2	4	1	55	40.2	0	0	0
12/15	Jac.	L	1	4	167	41.8	3	0	52	39.8	0	1	8
12/22	at LAC	W	1	5	259	51.8	3	1	74	43.6	0	3	21
12/29	at Den.	L	1	3	124	41.3	2	0	49	40.0	0	1	4
Totals			16	67	3,081	46.0	33	6	74	39.4	0	30	318



KEELAN COLE

84

POSITION: Wide Receiver
HT/WT: 6-1/194
ACQUIRED: FA-'22
BORN: 04/20/93

NFL SEASON: 6
RAIDERS SEASON: 1
COLLEGE: Kentucky Wesleyan
HOMETOWN: Louisville, Ky.

TRANSACTIONS: Signed by Jacksonville Jaguars as an undrafted free agent, May 1, 2017...Re-signed by Jaguars as a restricted free agent, April 23, 2020...Signed by New York Jets as an unrestricted free agent, March 15, 2021...Signed by Las Vegas Raiders as a free agent, May 12, 2022.

CAREER: Veteran receiver has played in 79 career games with 34 starts over five seasons with Jacksonville and the New York Jets... Has hauled in 187 career passes for 2,691 yards and 13 TDs...Has also returned 15 career kickoffs for 353 yards (23.5 avg.) and 10 career punts for 143 yards (15.6 avg.) and one TD...In 2021, signed with Jets as an unrestricted free agent and matched a career-high with 11 starts...Totalled 28 catches for 449 yards and one TD...In 2020, set a career high with 55 catches for 642 yards and five TDs...As a rookie in 2017, totaled 42 catches for a career-high 748 yards with three TDs...Returned a punt 91 yards for a TD in 2020...Originally entered the NFL as an undrafted free agent with Jacksonville.

AT A GLANCE

- Sixth-year receiver has seen action in 79 career games with 34 starts over five seasons with Jacksonville and the New York Jets.
- Entered the NFL as an undrafted free agent with the Jaguars in 2017 and has totaled 187 career catches for 2,691 yards and 13 TDs. Has also returned a punt for a TD.
- Played collegiately at Kentucky Wesleyan, earning All-American honors and ranking among the nation's leaders in receiving yards and all-purpose yards as both a junior and senior.

2021 (WITH NYJ): Played in 15 games and matched a career high with 11 starts...Totalled 28 receptions for 449 yards and one TD...Also returned seven kickoffs for 137 yards (19.6 avg.)...(10/3) vs. **Ten.**: Made first start with the Jets and totaled three catches for a season-high 92 yards, including a 54-yard reception...(11/4) at **Ind.**: Hauled in a season-high five passes for 66 yards...(1/9/22) at **Buf.**: Had a 40-yard TD reception and totaled three grabs for 54 yards in regular-season finale.

2020 (WITH JAC): Saw action in all 16 games with five starts with Jacksonville...Totalled a career-high 55 receptions for 449 yards...Had a career-best five TD receptions...Also returned nine punts for 140 yards (15.6 avg.) and one TD...Had three kickoff returns for 80 yards...(9/13) vs. **Ind.**: Totalled five catches for 47 yards, including a 25-yard TD reception...(9/20) at **Ten.**: Posted six catches for 58 yards and one TD...(10/11) at **Hou.**: Had a 13-yard TD reception...(10/18) vs. **Det.**: Totalled six grabs for a season-high 143 yards...Had a season-long 51-yard reception...(11/15) at **GB**: Notched five catches for 47 yards and one TD...Also returned three punts for a career-high 113 yards, including a 91-yard return for a TD...(12/13) vs. **Ten.**: Matched a career high with seven receptions for 67 yards and one TD.

2019 (WITH JAC): Played in 16 games with one start...Totalled 24 receptions for 361 yards and three TDs...Also returned three kickoffs for 110 yards with a long return of 59 yards...(10/20) at **Cin.**: Had a 2-yard TD reception...(10/27) vs. **NYJ**: Hauled in a 6-yard TD pass...(11/3) vs. **Hou.**: Totalled a season-high five receptions for 80 yards...(12/15) at **Oak.**: Registered three catches for 76 yards, including a season-long 55-yard reception...(12/29) vs. **Ind.**: Had three receptions for 67 yards and one TD...Also had a career-long 59-yard kickoff return.

2018 (WITH JAC): Played in 16 games with a career-high 11 starts...Posted 38 receptions for 491 yards and one TD...(9/9) at **NYG**: Started and recorded three receptions for a team-high 54 yards, including a long reception of 31 yards...(9/16) vs. **NE**: Recorded a team-high seven receptions for 116 yards, including a 24-yard TD...Marked his fourth-straight home game with a TD catch, setting a franchise record...(10/7) at **KC**: Caught four passes for 70 yards.

2017 (WITH JAC): Played in all 16 games with six starts in breakout rookie season...Totalled 42 catches for a career-high 748 yards and three TDs...Receiving yards marked most by an undrafted rookie in franchise history, surpassing WR Allen Hurns' 677 receiving yards in 2014...Yardage marked second-most by a rookie in franchise history and were the eighth-most by an undrafted rookie wide receiver in NFL history...Yardage total was the third-most by an NFL rookie in 2017...Averaged 17.8 yards per reception to tie Jaguars single-season record...(12/3) vs. **Ind.**: Started and recorded three receptions for 49 yards, including first-career TD...(12/10) vs. **Sea.**: Totalled three receptions and a team-high 99 yards, including a 75-yard TD reception...(12/17) vs. **Hou.**: Led team and recorded career-highs with seven receptions for 186 yards and one TD...Had a game-long 73-yard reception to set up a third-quarter TD...Marked first-career 100-yard game...(12/24) at **SF**: Recorded six catches for 108 yards...Became first rookie in franchise history to post back-to-back 100-yard receiving games...**Postseason:** (1/14/18) at **Pit.**: Recorded a 45-yard reception in AFC Divisional Playoff Game...(1/21/18) at **NE**: Posted two catches for 37 yards in AFC Championship Game.

COLLEGE: Played four years at Kentucky Wesleyan...Named to the D2football.com All-American First Team, the Associated Press Little All-American First Team and the Don Hansen Football Gazette All-American First Team...As a senior, led the nation with two kickoff returns for a TD...Ranked second in the nation in all-purpose yards (198.1 yards per game)...Named Great Midwest Athletic Conference Offensive and Special Teams Player of the Year...As a junior, named Associated Press Little College All-American Third Team...Chosen first-team All-American by Don Hansen's Football Gazette...Led team with 73 receptions for 1,345 yards and 17 TDs...Totalled 278 receiving yards and five TDs at Louisiana College...Had 12 receptions at East Tennessee State...Also rushed for 60 yards on 11 carries with one TD and returned 14 kickoffs for 300 yards and one score...Had three games with 200-plus receiving yards...Ranked No. 2 in NCAA in TDs, No. 3 in receiving yards per game (134.5 avg.) and No. 4 in receiving yards...As a sophomore in 2014, led the NCAA in receiving yards (1,577) and receiving TDs (21)...Had 10 catches for 220 yards against Faith...Totalled 1,916 all-purpose yards...As a freshman, led team with 53 catches for 549 yards and six TDs...Returned five kickoffs for 163 yards, including a 95-yard return for a TD against Truman State...Named 2014 Great Midwest Athletic Conference Track Athlete of the Year.

PERSONAL: Attended Central High School in Louisville, Ky...Four-year letterwinner and two-year starter at defensive back, wide receiver and quarterback...Part of back-to-back 3-A State Championship teams in 2009 and 2010...Also played baseball and basketball.

SINGLE-GAME HIGHS: RECEIVING: Receptions – 7, three times; last: 12/13/20 vs. Ten. Yards – 186, 12/17/17 vs. Hou. Long – 75t, 12/10/17 vs. Sea. Touchdowns – 1, 13 times; last: 1/9/22 at Buf. RETURNS: Punt – 3, two times; last: 12/6/20 at Min. Yards – 113, 11/15/20 at GB. Long – 91t, 11/15/20 at GB. Kickoffs – 3, three times; last: 1/2/22 vs. TB. Yards – 110, 12/29/19 vs. IND. Long – 59, 12/29/19 vs. Ind.

KEELAN COLE'S CAREER STATISTICS

Year	Team	GP	GS	RECEIVING					RUSHING					TOTAL OFFENSE
				Rec.	Yds.	Avg.	Lg.	TD	Att.	Yds.	Avg.	Lg.	TD	
2017	Jacksonville	16	6	42	748	17.8	75t	3	0	0	-	-	0	748
2018	Jacksonville	16	11	38	491	12.9	35	1	0	0	-	-	0	491
2019	Jacksonville	16	1	24	361	15.0	55	3	1	6	6.0	6	0	367
2020	Jacksonville	16	5	55	642	11.7	51	5	1	2	2.0	2	0	644
2021	New York Jets	15	11	28	449	16.0	54	1	0	0	-	-	0	449
Totals		79	34	187	2,691	14.4	75t	13	2	8	4.0	6	0	2,699
POSTSEASON														
2017	Jacksonville	3	0	3	82	27.3	45	0	0	0	0.0	0	0	82
Totals		3	0	3	82	27.3	45	0	0	0	0.0	0	0	82

KEELAN COLE GAME-BY-GAME

2021, NEW YORK JETS (4-13)

Date	Opp.	W/L	GP/GS	RECEIVING					RUSHING					TOTAL OFFENSE	
				Rec.	Yds.	Avg.	Lg.	TD	Att.	Yds.	Avg.	Lg.	TD		
9/12	at Car.	L		(INACTIVE)											
9/19	NE	L	1/0	0	0	-	-	0	0	0	-	-	0	0	
9/26	at Den.	L	1/0	2	30	15.0	23	0	0	0	-	-	0	30	
10/3	Ten.	W	1/1	3	92	30.7	54	0	0	0	-	-	0	92	
10/10	at Atl.	L	1/1	2	38	19.0	23	0	0	0	-	-	0	38	
10/24	at NE	L	1/1	1	6	6.0	6	0	0	0	-	-	0	6	
10/31	Cin.	W	1/1	3	25	8.3	11	0	0	0	-	-	0	25	
11/4	at Ind.	L	1/1	5	66	13.2	18	0	0	0	-	-	0	66	
11/14	Buf.	L	1/1	1	18	18.0	18	0	0	0	-	-	0	18	
11/21	Mia.	L	1/0	0	0	0.0	0	0	0	0	-	-	0	0	
11/28	at Hou.	W	1/1	2	24	12.0	13	0	0	0	-	-	0	24	
12/5	Phi.	L		(DID NOT PLAY)											
12/12	NO	L	1/1	1	27	27.0	27	0	0	0	-	-	0	27	
12/19	at Mia.	L	1/1	1	9	9.0	9	0	0	0	-	-	0	9	
12/26	Jac.	W	1/0	2	25	12.5	19	0	0	0	-	-	0	25	
1/2/22	TB	L	1/1	2	35	17.5	21	0	0	0	-	-	0	35	
1/9/22	at Buf.	L	1/1	3	54	18.0	40t	1	0	0	-	-	0	54	
Totals			15/11	28	449	16.0	54	1	0	0	-	-	0	449	

2020, JACKSONVILLE (1-15)

Date	Opp.	W/L	GP/GS	RECEIVING					RUSHING					TOTAL OFFENSE
				Rec.	Yds.	Avg.	Lg.	TD	Att.	Yds.	Avg.	Lg.	TD	
9/13	Ind.	W	1/0	5	47	9.4	22t	1	0	0	-	-	0	47
9/20	at Ten.	L	1/0	6	58	9.7	23	1	0	0	-	-	0	58
9/24	Mia.	L	1/1	4	43	10.8	16	0	0	0	-	-	0	43
10/4	at Cin.	L	1/0	4	46	11.5	20	0	0	0	-	-	0	46
10/11	at Hou.	L	1/0	2	25	12.5	13t	1	1	2	2.0	2	0	27
10/18	Det.	L	1/0	6	143	23.8	51	0	0	0	-	-	0	143
10/25	at LAC	L	1/0	1	12	12.0	12	0	0	0	-	-	0	12
11/8	Hou.	L	1/0	1	6	6.0	6	0	0	0	-	-	0	6
11/15	at GB	L	1/1	5	47	9.4	13	1	0	0	-	-	0	47
11/22	Pit.	L	1/1	2	26	13.0	17	0	0	0	-	-	0	26
11/29	Cle.	L	1/1	3	44	14.7	20	0	0	0	-	-	0	44
12/6	at Min.	L	1/1	1	7	7.0	7	0	0	0	-	-	0	7
12/13	Ten.	L	1/0	7	67	9.6	22	1	0	0	-	-	0	67
12/20	at Bal.	L	1/0	2	22	11.0	14	0	0	0	-	-	0	22
12/27	Chi.	L	1/0	3	26	8.7	14	0	0	0	-	-	0	26
1/3/21	at Ind.	L	1/0	3	23	7.7	12	0	0	0	-	-	0	23
Totals			16/5	55	642	11.7	51	5	1	2	2.0	2	0	644

KEELAN COLE GAME-BY-GAME

2019, JACKSONVILLE (6-10)

Date	Opp.	W/L	GP/GS	RECEIVING					RUSHING					TOTAL OFFENSE
				Rec.	Yds.	Avg.	Lg.	TD	Att.	Yds.	Avg.	Lg.	TD	
9/8	KC	L	1/0	0	0	-	-	0	0	0	-	-	0	0
9/15	at Hou.	L	1/0	0	0	-	-	0	0	0	-	-	0	0
9/19	Ten.	W	1/0	0	0	-	-	0	0	0	-	-	0	0
9/29	at Den.	W	1/0	1	19	19.0	19	0	0	0	-	-	0	19
10/6	at Car.	L	1/0	0	0	-	-	0	0	0	-	-	0	0
10/13	NO	L	1/0	0	0	-	-	0	0	0	-	-	0	0
10/20	at Cin.	W	1/0	1	2	2.0	2t	1	0	0	-	-	0	2
10/27	NYJ	W	1/0	2	12	6.0	6t	1	0	0	-	-	0	12
11/3	Hou.	L	1/0	5	80	16.0	31	0	0	0	-	-	0	80
11/17	at Ind.	L	1/0	4	41	10.3	14	0	0	0	-	-	0	41
11/24	at Ten.	L	1/0	2	18	9.0	14	0	0	0	-	-	0	18
12/1	TB	L	1/0	1	11	11.0	11	0	0	0	-	-	0	11
12/8	LAC	L	1/0	1	12	12.0	12	0	0	0	-	-	0	12
12/15	at Oak.	W	1/1	3	76	25.3	55	0	0	0	-	-	0	76
12/22	at Atl.	L	1/0	1	23	23.0	23	0	1	6	6.0	6	0	29
12/29	Ind.	W	1/0	3	67	22.3	45	1	0	0	-	-	0	67
Totals			16/1	24	361	15.0	55	3	1	6	6.0	6	0	367

2018, JACKSONVILLE (5-11)

Date	Opp.	W/L	GP/GS	RECEIVING					RUSHING					TOTAL OFFENSE
				Rec.	Yds.	Avg.	Lg.	TD	Att.	Yds.	Avg.	Lg.	TD	
9/9	at NYG	W	1/1	3	54	18.0	31	0	0	0	-	-	0	54
9/16	NE	W	1/1	7	116	16.6	24t	1	0	0	-	-	0	116
9/23	Ten.	L	1/1	5	40	8.0	11	0	0	0	-	-	0	40
9/30	NYJ	W	1/1	2	15	7.5	9	0	0	0	-	-	0	15
10/7	at KC	L	1/1	4	70	17.5	32	0	0	0	-	-	0	70
10/14	at Dal.	L	1/1	4	41	10.3	17	0	0	0	-	-	0	41
10/21	Hou.	L	1/1	2	21	10.5	13	0	0	0	-	-	0	21
10/28	Phi.	L	1/0	2	18	9.0	13	0	0	0	-	-	0	18
11/11	at Ind.	L	1/0	0	0	-	-	0	0	0	-	-	0	0
11/18	Pit.	L	1/0	0	0	-	-	0	0	0	-	-	0	0
11/25	at Buf.	L	1/1	0	0	-	-	0	0	0	-	-	0	0
12/2	Ind.	W	1/1	2	16	8.0	11	0	0	0	-	-	0	16
12/6	at Ten.	L	1/1	3	55	18.3	35	0	0	0	-	-	0	55
12/16	Was.	L	1/0	0	0	-	-	0	0	0	-	-	0	0
12/23	at Mia.	W	1/0	0	0	-	-	0	0	0	-	-	0	0
12/30	at Hou.	L	1/1	4	45	11.3	19	0	0	0	-	-	0	45
Totals			16/11	38	491	12.9	35	1	0	0	-	-	0	491

KEELAN COLE GAME-BY-GAME

2017, JACKSONVILLE (10-6)

Date	Opp.	W/L	GP/GS	RECEIVING				RUSHING				TOTAL OFFENSE		
				Rec.	Yds.	Avg.	Lg.	TD	Att.	Yds.	Avg.		Lg.	TD
9/10	at Hou.	W	1/0	0	0	-	-	0	0	0	-	-	0	0
9/17	Ten.	L	1/0	2	13	6.5	11	0	0	0	-	-	0	13
9/24	Bal.	W	1/1	1	13	13.0	13	0	0	0	-	-	0	13
10/1	at NYJ	L	1/0	1	10	10.0	10	0	0	0	-	-	0	10
10/8	at Pit.	W	1/0	1	4	4.0	4	0	0	0	-	-	0	4
10/15	LAR	L	1/0	1	7	7.0	7	0	0	0	-	-	0	7
10/22	at Ind.	W	1/1	2	64	32.0	52	0	0	0	-	-	0	64
11/5	Cin.	W	1/0	3	47	15.7	28	0	0	0	-	-	0	47
11/12	LAC	W	1/0	3	61	20.3	36	0	0	0	-	-	0	61
11/19	at Cle.	W	1/0	3	24	8.0	11	0	0	0	-	-	0	24
11/26	at Ari.	L	1/1	2	30	15.0	24	0	0	0	-	-	0	30
12/3	Ind.	W	1/1	3	49	16.3	32	1	0	0	-	-	0	49
12/10	Sea.	W	1/0	3	99	33.0	75t	1	0	0	-	-	0	99
12/17	Hou.	W	1/0	7	186	26.6	73	1	0	0	-	-	0	186
12/24	at SF	L	1/1	6	108	18.0	32	0	0	0	-	-	0	108
12/31	at Ten.	L	1/1	4	33	8.3	15	0	0	0	-	-	0	33
Totals			16/6	42	748	17.8	75t	3	0	0	-	-	0	748
POSTSEASON														
1/7/18	Buf.	W	1/0	0	0	-	-	0	0	0	-	-	0	0
1/14/18	at Pit.	W	1/0	1	45	45.0	45	0	0	0	-	-	0	45
1/21/18	at NE	L	1/0	2	37	18.5	26	0	0	0	-	-	0	37
Totals			3/0	3	82	27.3	45	0	0	0	-	-	0	82



LESTER COTTON SR.

67

POSITION: Guard
HT/WT: 6-3/325
ACQUIRED: FA-19
BORN: 02/20/96

NFL SEASON: 2
RAIDERS SEASON: 2
COLLEGE: Alabama
HOMETOWN: Tuscaloosa, Ala.

TRANSACTIONS: Signed by Oakland Raiders as an undrafted free agent, May 3, 2019...Waived by Raiders, Aug. 31, 2019...Signed by Raiders to practice squad, Sept. 1, 2019...Signed by Raiders to active roster, Oct. 5, 2019...Waived by Raiders, Oct. 7, 2019...Re-signed by Raiders to practice squad, Oct. 10, 2019...Signed by Raiders to active roster, Dec. 21, 2019...Waived by Raiders, Sept. 5, 2020...Signed by Raiders as a reserve/future free agent, Feb. 9, 2021...Waived by Raiders, Aug. 31, 2021...Signed by Raiders to practice squad, Sept. 1, 2021...Signed by Raiders as a reserve/future free agent, Jan. 17, 2022.

CAREER: Guard has spent parts of the past three seasons with the Raiders...Has played in four career games...Played in a career-high three games in 2021, while spending the entire season on the team's practice squad...Did not play in 2020 after being waived by Raiders...Played in one game as a rookie in 2019 after joining the club as an undrafted free agent.

2021: Spent entire season on Raiders practice squad...Activated five times and played in three games...(9/19) at Pit.: Played on special teams...(12/20) at Cle.: Active but did not play...(12/26) vs. Den.: Played on special teams...(1/9/22) vs. LAC: Saw first-career action on offense, playing five snaps...**Postseason:** (1/15/22) at Cin.: Active but did not play in AFC Wild Card Game.

2020: In training camp with the Raiders but waived prior to the start of the regular season.

2019: Spent the first 13-of-14 games on the team's practice squad, appearing in one contest...(10/6) vs. Chi.: Active but did not play...(12/22) at LAC: Made NFL debut, playing on special teams...(12/29) at Den.: Active but did not play.

COLLEGE: Played four years at Alabama and started 28 games, including 10 at left guard and 18 at right guard...As a senior, moved to left guard and started 10 games...Helped the offense rank third in the nation in scoring (45.6 avg.) and sixth in total offense (522.0 avg.)...Part of an offensive line that ranked eighth in the nation and first in the SEC by allowing just 1.0 sack per game...As a junior, started 13 games at right guard...Part of an offensive line that was a finalist for the Joe Moore Award...Part of an offense that ranked second in the SEC in scoring (37.1 avg.) and fourth in the conference in total offense (444.1 avg.)...As a sophomore, played in 15 games with two starts at left guard and three starts at right guard...Blocked for nine different 100-yard individual rushing games, including four from RB Damien Harris...As a freshman, played in four games as a reserve tackle.

PERSONAL: Attended Tuscaloosa (Ala.) Central High School...As a senior, named to the Parade All-American Team...Played in the Under Armour All-American Bowl...Ranked No. 3 guard in the nation by Rivals.com and the No. 3 guard in the nation by Scout.com...Named AL.com Super All-State...Selected first-team 5A all-state by the Alabama Sports Writers Association and the ASWA 5A Lineman of the Year...Participated in the 2014 Alabama-Mississippi All-Star Game.

LESTER COTTON SR.'S GAMES PLAYED/STARTED

Year	Team	GP	GS
2019	Oakland	1	0
2021	Las Vegas	3	0
Totals		4	0
POSTSEASON			
2021	Las Vegas	0	0
Totals		0	0



MAXX CROSBY

98

POSITION: Defensive End
HT/WT: 6-5/255
ACQUIRED: D4a-19
BORN: 08/22/97

NFL SEASON: 4
RAIDERS SEASON: 4
COLLEGE: Eastern Michigan
HOMETOWN: Colleyville, Texas

TRANSACTIONS: Selected by Oakland Raiders in the fourth round (106th overall) of the 2019 NFL Draft, April 27, 2019.

CAREER: Pro Bowl defensive end enters his fourth season with the Raiders after originally being drafted by the club in the fourth round (106th overall) of the 2019 NFL Draft...Ranks tied for fourth in franchise history for most sacks (25) by a player through his first three seasons...Is 1-of-11 players in the NFL to register at least seven sacks in each of the last three seasons (2019-21)...His five career-multi sack games are tied for ninth-most in the NFL since 2019...Became the first Raider to earn multiple AFC Defensive Player of the Week awards in the a single season since 2016...Earned his first Pro Bowl selection and was named second-team AP All-Pro in 2021 after starting all 17 games, recording 56 tackles (36 solo), eight sacks and seven passes defended...In 2020, started all 16 games and totaled 39 stops (20), a team-high seven sacks, one fumble recovery and one pass defended in addition to two blocked kicks on special teams...As a rookie in 2019, posted 46 tackles (35), a career-high 10 sacks, four forced fumbles and four passes defended...Became just the second rookie in franchise history to record 10 sacks in a season...Also became the second player in franchise annals to record at least 10 sacks and 15 tackles for loss in a single season...Finished second in the Associated Press Defensive Rookie of the Year voting for his superb campaign.

AT A GLANCE

- Earned his first Pro Bowl selection in 2021 after starting all 17 games, recording 56 tackles (36 solo), eight sacks and seven passes defended.
- His three career AFC Defensive Player of the Week awards are tied with Khalil Mack, CB Terry McDaniel and LB William Thomas for the most-ever by a Raiders player.
- Finished second in the Associated Press Defensive Rookie of the Year voting after ranking second among all rookies with 10 sacks in 2019.

2021: Earned his first Pro Bowl selection after starting all 17 games, recording 56 tackles (36 solo), eight sacks and seven passes defended...Earned AFC Defensive Player of the Week honors in Week 1 and 18...(9/13) vs. Bal.: Finished with six tackles (four) and two sacks...Became just the third Raiders player since 2000 to record at least two sacks in a season opener, joining Benson Mayowa (2019) and Richard Seymour (2009, 2011)...Marks the fourth multi-sack game of his career...(9/19) at Pit.: Started and recorded two tackles (two), including one tackle for loss...(9/26) vs. Mia.: Started and finished with one tackle in the overtime win...(10/4) at LAC: Recorded on tackle and one pass defended...(10/10) vs. Chi.: Started and appeared in an extensive role on defense...(10/17) at Den.: Finished with six tackles (two), three sacks, one pass defended and five quarterback hits...His three sacks were tied for the third-highest single-game total in the NFL this season...Became just the eighth player in franchise history with 20-plus sacks in his first three seasons in the NFL...(10/24) vs. Phi.: Recorded two tackles in the win...(11/7) at NYG: Started and recorded three tackles (three), including one tackle for loss...(11/14) vs. KC: Started and recorded five tackles (three)...(11/21) vs. Cin.: Started and recorded three tackles (one), including one tackle for loss...(11/25) at Dal.: Started and recorded one stop in the win, including one tackle for loss...(12/5) vs. Was.: Finished with four tackles (three), including one for loss...Added one pass defended...(12/12) at KC: Recorded five tackles, including one for loss and added one pass defended...(12/20) at Cle.: Recorded four tackles...(12/26) vs. Den.: Recorded his sixth sack of the season, taking down QB Drew Lock for a loss of seven yards...Finished with three tackles, including two for a loss and one sack...(1/2/22) at Ind.: Recorded two tackles...(1/9/22) vs. LAC: Finished with a career-high seven tackles, three tackles for loss, two sacks and three passes defended...Registered his third multi-sack game of the season and fifth of his career...His three multi-sack games were tied for second-most in the AFC...His three passes defended marked a career high and the most by a defensive lineman in a single game in the NFL that season...Postseason: (1/15/22) at Cin.: Recorded six tackles and one sack in his first postseason appearance.



2020: Started 16 games and finished with 39 tackles (20 solo), seven sacks, one pass defended and one forced fumble...His seven sacks were a team-high and gave him 17 for his career, the fourth-most for the franchise in a player's first two seasons...Earned AFC Special Teams Player of the Week honors in the season finale...(9/13) at Car.: Started at defensive end and recorded two tackles...(9/21) vs. NO: Recorded two tackles and one pass defended...(9/27) at NE: Totaled two tackles and two sacks...Recorded his first sack of the season, taking down QB Cam Newton for a loss of 1 yard on third-and-8...Collected his second sack of the game by taking down Newton for a loss of five yards in the third quarter...Marked his second multi-sack game of his career...(10/4) vs. Buf.: Recorded one sack in the contest...His 13 sacks through his first 20 career contests ranked first in team history...(10/11) at KC: Finished with two tackles and one sack in the contest, giving him 14 for his career, the fourth-most in franchise history by a player through his first two seasons...His 14

CROSBY

sacks through his first 21 games rank first in Raiders history...Recorded a sack in three consecutive games for the first time in his career...(10/25) vs. TB: Posted four tackles (three), including one for loss...(11/1) at Cle.: Recorded two tackles...(11/8) at LAC: Finished with six tackles and one sack...Recorded his fifth sack of the season, taking down QB Justin Herbert for a loss of six...Recorded at least one sack in three straight games against AFC West opponents...(11/15) vs. Den.: Finished with three tackles (two), including two for loss and one sack...Recorded his team-leading sixth sack of the season, taking down QB Drew Lock for a loss of one yard...(11/22) vs. KC: Recorded two tackles, including one for loss...(11/29) at Atl.: Recorded two tackles...(12/6) at NYJ: Posted one tackle...Also recorded his first career fumble recovery, picking up a fumble from QB Sam Darnold on a strip sack by DE Clelin Ferrell...(12/13) vs. Ind.: Posted three tackles (two), including two for loss...(12/26) vs. Mia.: Recorded two tackles (one), including one for a loss...(1/3/21) at Den.: Tallied four tackles (three), including two for loss and one sack...Recorded his seventh sack of the season...Blocked two FG attempts in the contest, including a game-winning 63-yard FG attempt by Broncos K Brandon McManus...His two total blocks on the season are tied for third-most total blocks in a single-season in franchise history...His two blocked FG attempts in a single contest are tied for a single-game franchise record with Richard Seymour (Week 16 in 2011 vs. KC)...Became the first Raiders' player to block a FG attempt since Dec. 31, 2017 at Los Angeles Chargers (Justin Ellis blocked a 50-yard FG attempt by Nick Rose).

2019: Appeared in all 16 contests and made 10 starts during his stellar rookie campaign...Tallied 46 tackles (35 solo), including 16 tackles for loss, 10 sacks, four forced fumbles and four passes defended...Finished second in the NFL among rookies with 10 sacks...Became only the second player in franchise history to record double-digit sacks as a rookie...Earned AFC Defensive Player of the Week honors in Week 11 after recording a Raiders rookie record four sacks, a mark that is tied for second-most in NFL history among rookie single-game sack leaders...Became only the fifth rookie since 2000 to record double-digit sacks and at least four forced fumbles in their rookie season...Is just the second Raider in franchise history to record at least 10 sacks and 15 tackles for loss in a single season...Just the fifth player drafted in the third round or later to record double-digit sacks as a rookie since sacks became an official stat in 1982...(9/9) vs. Den.: Made his NFL debut and recorded five tackles (two) as a rotational player on the defensive line...Also appeared on special teams...(9/15) vs. KC: Saw action on both defense and special teams, recording two tackles (one)...(9/22) at Min.: Appeared primarily on special teams and recorded one stop...(9/29) at Ind.: Recorded his first career forced fumble, which was recovered by S Karl Joseph...Also added two tackles and a career-high two passes defended...(10/6) vs. Chi.: Made his first career NFL start at defensive end and recorded his first career sack by taking down QB Chase Daniel for a loss of five yards...(10/20) at GB: Recorded his second sack of the season, taking down QB Aaron Rodgers for a loss of eight...Recorded a sack in back-to-back weeks for the first time in his career...(10/27) at Hou.: Finished with a then-career-high six tackles, including two for a loss, and one forced fumble...(11/3) vs. Det.: Made his second start of the season at defensive end and recorded two tackles (one)...(11/7) vs. LAC: Started consecutive contests for the first time in his career and finished with three tackles (one), a half-sack and one pass defended...Combined with DE Clelin Ferrell to take down QB Phillip Rivers for a loss of eight yards on the Chargers' opening possession...(11/17) vs. Cin.: Recorded his first career multi-sack game with 4.0 sacks, tied for the second-most sacks in NFL history by a rookie in a single game and the most by a rookie in a single game on the season...Surpassed DE Greg Townsend's franchise rookie record of 3.0 sacks in a single contest...Finished with five tackles (four), a career-high four sacks and one forced fumble...Became the second rookie in franchise history to earn AFC Defensive Player of the Week honors...(11/24) at NYJ: Recorded a sack of QB Sam Darnold...Finished with four tackles (three), including two for a loss, and one sack...(12/1) at KC: Registered five tackles (four), including two for loss...(12/8) vs. Ten.: Recorded two tackles, including one for loss...(12/15) vs. Jac.: Recorded a sack by taking down QB Gardner Minshew for a loss of four yards...(12/22) at LAC: Recorded two tackles, including one for loss...(12/29) at Den.: Finished with five tackles (four), 1.5 sacks, one pass defended and one forced fumble...Combined with DT Johnathan Hankins to take down QB Drew Lock for a loss of nine yards...Recorded a strip-sack of QB Drew Lock...Surpassed LB Aaron Wallace for second-most sacks (10) by a rookie in franchise history...Became the first rookie since DE Joey Bosa (2016) with 10-plus sacks and 15-plus tackles for loss (16) in a single season.



to record at least 10 sacks and 15 tackles for loss in a single season...Just the fifth player drafted in the third round or later to record double-digit sacks as a rookie since sacks became an official stat in 1982...(9/9) vs. Den.: Made his NFL debut and recorded five tackles (two) as a rotational player on the defensive line...Also appeared on special teams...(9/15) vs. KC: Saw action on both defense and special teams, recording two tackles (one)...(9/22) at Min.: Appeared primarily on special teams and recorded one stop...(9/29) at Ind.: Recorded his first career forced fumble, which was recovered by S Karl Joseph...Also added two tackles and a career-high two passes defended...(10/6) vs. Chi.: Made his first career NFL start at defensive end and recorded his first career sack by taking down QB Chase Daniel for a loss of five yards...(10/20) at GB: Recorded his second sack of the season, taking down QB Aaron Rodgers for a loss of eight...Recorded a sack in back-to-back weeks for the first time in his career...(10/27) at Hou.: Finished with a then-career-high six tackles, including two for a loss, and one forced fumble...(11/3) vs. Det.: Made his second start of the season at defensive end and recorded two tackles (one)...(11/7) vs. LAC: Started consecutive contests for the first time in his career and finished with three tackles (one), a half-sack and one pass defended...Combined with DE Clelin Ferrell to take down QB Phillip Rivers for a loss of eight yards on the Chargers' opening possession...(11/17) vs. Cin.: Recorded his first career multi-sack game with 4.0 sacks, tied for the second-most sacks in NFL history by a rookie in a single game and the most by a rookie in a single game on the season...Surpassed DE Greg Townsend's franchise rookie record of 3.0 sacks in a single contest...Finished with five tackles (four), a career-high four sacks and one forced fumble...Became the second rookie in franchise history to earn AFC Defensive Player of the Week honors...(11/24) at NYJ: Recorded a sack of QB Sam Darnold...Finished with four tackles (three), including two for a loss, and one sack...(12/1) at KC: Registered five tackles (four), including two for loss...(12/8) vs. Ten.: Recorded two tackles, including one for loss...(12/15) vs. Jac.: Recorded a sack by taking down QB Gardner Minshew for a loss of four yards...(12/22) at LAC: Recorded two tackles, including one for loss...(12/29) at Den.: Finished with five tackles (four), 1.5 sacks, one pass defended and one forced fumble...Combined with DT Johnathan Hankins to take down QB Drew Lock for a loss of nine yards...Recorded a strip-sack of QB Drew Lock...Surpassed LB Aaron Wallace for second-most sacks (10) by a rookie in franchise history...Became the first rookie since DE Joey Bosa (2016) with 10-plus sacks and 15-plus tackles for loss (16) in a single season.

COLLEGE: Two-year starter at Eastern Michigan who spent four years (2015-18) with the Eagles and appeared in 37 contests total with 24 starts...Recorded 162 tackles (73 solo), including 41 for loss, 20 sacks, one INT returned for a TD, four passes defended, eight forced fumbles and four fumble recoveries, including one returned for a TD...Finished his career ranking second in school history in both tackles for loss and sacks...Became just the third defensive player in school history to earn All-MAC First Team honors in consecutive seasons (2017-18)...Just the fourth Eagle in school history to collect multiple first-team All-MAC selections in their career...In 2018, started all 12 games for the Eagles, compiling 70 tackles (31), including 19 for loss, 7.5 sacks, one INT returned for a TD, three passes defended, four forced fumbles and one fumble recovery...In 2017, earned his first All-MAC First Team selection and was named EMU's Team MVP after leading the Eagles with 11 sacks on the campaign, adding 57 total stops, including 16.5 for loss, one pass defended, four forced fumbles, two fumble recoveries with one returned for a TD...In 2016, appeared in all 13 contests and totaled 35 tackles, 1.5 sacks and one fumble recovery...Redshirted as a freshman in 2015 and earned Defensive Scout Team Player of the Year honors...Earned his degree in communications.

PERSONAL: Attended Heritage (Texas) High School...Ranked as a two-star recruit by 247Sports and Scout.com...Named All-Area and All-District his senior year in 2014 after posting 62 tackles, six sacks, five passes defended, two forced fumbles, two fumble recoveries and one blocked punt...Named second-team All-District as a junior in 2013...Also played varsity basketball.

ADDITIONAL STATISTICS: Blocked Kicks: 2 in 2020. NFL Totals: 2. Special teams tackles – 1 in 2019. NFL Totals: 1.

SINGLE-GAME HIGHS: TACKLES: Total – 7, 1/9/22 vs. LAC. Solo – 6, two times; last: 1/9/22 vs. LAC. Sacks – 4, 11/17/19 vs. Cin. Forced fumbles – 1, four times; last: 12/29/19 at Den. Fumbles recovered – 1, 12/6/20 at NYJ. Passes defended – 3, 1/9/22 vs. LAC.

MAXX CROSBY'S CAREER STATISTICS

Year	Team	GP	GS	TACKLES					INTERCEPTIONS					FUMBLES		
				Total	Solo	Asst.	Sacks	Yds.	No.	Yds.	Lg.	TD	PD	FF	FR	Yds.
2019	Oakland	16	10	46	35	11	10.0	69.5	0	0	-	0	4	4	0	0
2020	Las Vegas	16	16	39	20	19	7.0	38.0	0	0	-	0	1	0	1	0
2021	Las Vegas	17	17	56	36	20	8.0	52.5	0	0	-	0	7	0	0	0
Totals		49	43	141	91	50	25.0	160.0	0	0	-	0	12	4	1	0
POSTSEASON																
2021	Las Vegas	1	1	6	3	3	1.0	11.0	0	0	-	0	0	0	0	0
Totals		1	1	6	3	3	1.0	11.0	0	0	-	0	0	0	0	0

MAXX CROSBY GAME-BY-GAME

2021, LAS VEGAS (10-7)

Date	Opp.	W/L	GP/GS	TACKLES					INTERCEPTIONS					FUMBLES		
				Total	Solo	Asst.	Sacks	Yds.	No.	Yds.	Lg.	TD	PD	FF	FR	Yds.
9/13	Bal.	W	1/1	6	4	2	2.0	12.0	0	0	-	0	0	0	0	0
9/19	at Pit.	W	1/1	2	2	0	0.0	0.0	0	0	-	0	0	0	0	0
9/26	Mia.	W	1/1	1	0	1	0.0	0.0	0	0	-	0	0	0	0	0
10/4	at LAC	L	1/1	1	0	1	0.0	0.0	0	0	-	0	1	0	0	0
10/10	Chi.	L	1/1	0	0	0	0.0	0.0	0	0	-	0	0	0	0	0
10/17	at Den.	W	1/1	6	2	4	3.0	15.5	0	0	-	0	1	0	0	0
10/24	Phi.	W	1/1	2	2	0	0.0	0.0	0	0	-	0	0	0	0	0
11/7	at NYG	L	1/1	3	3	0	0.0	0.0	0	0	-	0	0	0	0	0
11/14	KC	L	1/1	5	3	2	0.0	0.0	0	0	-	0	0	0	0	0
11/21	Cin.	L	1/1	3	1	2	0.0	0.0	0	0	-	0	0	0	0	0
11/25	at Dal.	W	1/1	1	0	1	0.0	0.0	0	0	-	0	0	0	0	0
12/5	Was.	L	1/1	4	3	1	0.0	0.0	0	0	-	0	1	0	0	0
12/12	at KC	L	1/1	5	1	4	0.0	0.0	0	0	-	0	1	0	0	0
12/20	at Cle.	W	1/1	4	4	0	0.0	0.0	0	0	-	0	0	0	0	0
12/26	Den.	W	1/1	3	3	0	1.0	7.0	0	0	-	0	0	0	0	0
1/2/22	at Ind.	W	1/1	3	2	1	0.0	0.0	0	0	-	0	0	0	0	0
1/9/22	LAC	W	1/1	7	6	1	2.0	18.0	0	0	-	0	3	0	0	0
Totals			17/17	56	36	20	8.0	52.5	0	0	-	0	7	0	0	0
POSTSEASON																
1/15/22	at Cin.	L	1/1	6	3	3	1.0	11.0	0	0	-	0	0	0	0	0
Totals			1/1	6	3	3	1.0	11.0	0	0	-	0	0	0	0	0

MAXX CROSBY GAME-BY-GAME

2020, LAS VEGAS (8-8)

Date	Opp.	W/L	GP/GS	TACKLES					INTERCEPTIONS					FUMBLES		
				Total	Solo	Asst.	Sacks	Yds.	No.	Yds.	Lg.	TD	PD	FF	FR	Yds.
9/13	at Car.	W	1/1	2	0	2	0.0	0.0	0	0	-	0	0	0	0	0
9/21	NO	W	1/1	2	2	0	0.0	0.0	0	0	-	0	1	0	0	0
9/27	at NE	L	1/1	2	2	0	2.0	6.0	0	0	-	0	0	0	0	0
10/4	Buf.	L	1/1	1	1	0	1.0	14.0	0	0	-	0	0	0	0	0
10/11	at KC	W	1/1	2	1	1	1.0	7.0	0	0	-	0	0	0	0	0
10/25	TB	L	1/1	4	1	3	0.0	0.0	0	0	-	0	0	0	0	0
11/1	at Cle.	W	1/1	2	2	0	0.0	0.0	0	0	-	0	0	0	0	0
11/8	at LAC	W	1/1	6	1	5	1.0	6.0	0	0	-	0	0	0	0	0
11/15	Den.	W	1/1	3	2	1	1.0	1.0	0	0	-	0	0	0	0	0
11/22	KC	L	1/1	2	1	1	0.0	0.0	0	0	-	0	0	0	0	0
11/29	at Atl.	L	1/1	3	0	3	0.0	0.0	0	0	-	0	0	0	0	0
12/6	at NYJ	W	1/1	1	1	0	0.0	0.0	0	0	-	0	0	0	1	0
12/13	Ind.	L	1/1	3	2	1	0.0	0.0	0	0	-	0	0	0	0	0
12/17	LAC	L	1/1	0	0	0	0.0	0.0	0	0	-	0	0	0	0	0
12/26	Mia.	L	1/1	2	1	1	0.0	0.0	0	0	-	0	0	0	0	0
1/3/21	at Den.	W	1/1	4	3	1	1.0	4.0	0	0	-	0	0	0	0	0
Totals			16/10	39	20	19	7.0	38.0	0	0	-	0	1	0	1	0

2019, OAKLAND (7-9)

Date	Opp.	W/L	GP/GS	TACKLES					INTERCEPTIONS					FUMBLES		
				Total	Solo	Asst.	Sacks	Yds.	No.	Yds.	Lg.	TD	PD	FF	FR	Yds.
9/9	Den.	W	1/0	5	2	3	0.0	0.0	0	0	-	0	0	0	0	0
9/15	KC	L	1/0	2	1	1	0.0	0.0	0	0	-	0	0	0	0	0
9/22	at Min.	L	1/0	0	0	0	0.0	0.0	0	0	-	0	0	0	0	0
9/29	at Ind.	W	1/0	2	2	0	0.0	0.0	0	0	-	0	2	1	0	0
10/6	Chi.	W	1/1	1	1	0	1.0	5.0	0	0	-	0	0	0	0	0
10/20	at GB	L	1/0	1	1	0	1.0	8.0	0	0	-	0	0	0	0	0
10/27	at Hou.	L	1/0	6	6	0	0.0	0.0	0	0	-	0	0	1	0	0
11/3	Det.	W	1/1	2	1	1	0.0	0.0	0	0	-	0	0	0	0	0
11/7	LAC	W	1/1	3	1	2	0.5	4.0	0	0	-	0	1	0	0	0
11/17	Cin.	W	1/1	5	4	1	4.0	42.0	0	0	-	0	0	1	0	0
11/24	at NYJ	L	1/1	4	3	1	1.0	2.0	0	0	-	0	0	0	0	0
12/1	at KC	L	1/1	5	4	1	0.0	0.0	0	0	-	0	0	0	0	0
12/8	Ten.	L	1/1	2	2	0	0.0	0.0	0	0	-	0	0	0	0	0
12/15	Jac.	L	1/1	1	1	0	1.0	4.0	0	0	-	0	0	0	0	0
12/22	at LAC	W	1/1	2	2	0	0.0	0.0	0	0	-	0	0	0	0	0
12/29	at Den.	L	1/1	5	4	1	1.5	4.5	0	0	-	0	1	1	0	0
Totals			16/10	46	35	11	10.0	69.5	0	0	-	0	4	4	0	0



DIVINE DEABLO

5

POSITION: Linebacker
HT/WT: 6-3/226
ACQUIRED: D3b - '21
BORN: 08/17/98

NFL SEASON: 2
RAIDERS SEASON: 2
COLLEGE: Virginia Tech
HOMETOWN: Winston-Salem, NC

TRANSACTIONS: Selected by Las Vegas Raiders in the third round (80th overall) of the 2021 NFL Draft, May 1, 2021

2021: Played in all 17 games with five starts as a rookie, finishing with 39 tackles (24 solo) and one pass defensed...**(9/13) vs. Bal.:** Made his NFL debut, appearing exclusively on special teams...**(9/19) at Pit.:** Appeared exclusively on special teams in the win...**(9/26) vs. Mia.:** Saw action in a reserve role on defense, recording one tackle... Also appeared on special teams...**(10/4) at LAC:** Appeared exclusively on special teams...**(10/10) vs. Chi.:** Saw action exclusively on special teams...**(10/17) at Den.:** Appeared exclusively on special teams...**(10/24) vs. Phi.:** Saw action exclusively on special teams in the win...**(11/7) at NYG:** Appeared exclusively on special teams...**(11/14) vs. KC:** Saw limited action on defense and contributed one tackle on special teams...**(11/25) at Dal.:** Saw extensive action on special teams...**(12/5) vs. Was.:** Finished with a career-high 10 tackles (seven)...Added one stop on special teams...**(12/12) at KC:** Finished second on the team with nine tackles (four)...Added one stop on special teams...**(12/20) at Cle.:** Finished with four tackles (two) in the win...**(12/26) vs. Den.:** Recorded on tackle on defense...**(1/2/22) at Ind.:** Led the team with nine tackles (nine), adding one pass defensed...**(1/9/22) vs. LAC:** Recorded five tackles (two) on defense, while adding one stop and one fumble recovery on special teams...**Postseason: (1/15/22) at Cin.:** Finished second on the team with eight tackles (three) in his first postseason appearance.

AT A GLANCE

- In 2021, played in all 17 games with five starts as a rookie, finishing with 39 tackles (24 solo) and one pass defensed.
- Appeared in 51 games with 39 starts during his career at Virginia Tech, totaling 206 tackles (117 solo), 0.5 sacks, six INTs, 17 passes defensed, three forced fumbles and two fumble recoveries.
- As a senior in 2020, started nine games and earned first-team All-ACC honors after recording 55 stops (32), four INTs and one fumble recovery.

COLLEGE: Spent five years at Virginia Tech from 2016-20, appearing in 51 games with 39 starts...Finished his collegiate career with 206 tackles (117 solo), 0.5 sacks, six INTs, 17 passes defensed, three forced fumbles and two fumble recoveries...In 2020, earned first-team All-ACC after starting nine games and recoding 55 tackles (32), four INTs and one fumble recovery...In 2019, started all 13 games at free safety and finished second on the team with a career-best 84 tackles (42)...Also registered one INT, one forced fumble and one fumble recovery which was returned 98 yards for a TD...In 2018, started all 11 games in which he played and totaled 55 tackles (35), two passes defensed and one fumble recovery...In 2017, appeared in four games and totaled eight tackles, one INT and three passes defensed...In 2016, played in all 14 games and recorded four tackles and one forced fumble...Majored in consumer studies.

PERSONAL: Attended Mount Tabor High School in Winston-Salem, N.C. ...Rated as a four-star recruit by ESPN and the 172nd player in the 2016 ESPN Top 300...Ranked the No. 9 player in the state of North Carolina and the No. 22 wide receiver in the country by ESPN...Rivals.com listed him No. 70 by position and No. 20 overall in the state...Scout.com ranked him the third-best position player in the state and No. 107 in the country, while 247Sports.com listed him at No. 178 by position and the 50th-best player in the state...Selected to play in the Shrine Bowl of the Carolina's...Three-time Central-Piedmont 4A all-conference selection...Had 10 TDs, averaging over 21 yards per reception, and added one INT as a senior... Averaged 18 yards a catch for more than 700 yards as a junior...Earned All-Northwest Conference honors as a senior.

ADDITIONAL STATISTICS: Special Teams Tackles – 6 in 2021; NFL Totals: 6.

SINGLE-GAME HIGHS: TACKLES: Total – 10, 12/5/21 vs. Was. Solo – 7, 12/5/21 vs. Was. Passes Defensed – 1, 1/2/22 at Ind.

DIVINE DEABLO'S CAREER STATISTICS


Year	Team	GP	GS	TACKLES					Yds.	INTERCEPTIONS					FUMBLES			
				Total	Solo	Asst.	Sacks	Yds.		No.	Yds.	Lg.	TD	PD	FF	FR	Yds.	
2021	Las Vegas	17	5	39	24	15	0.0	0.0	0	0	-	0	1	0	0	0	0	0
Totals		17	5	39	24	15	0.0	0.0	0	0	-	0	1	0	0	0	0	0
POSTSEASON																		
2021	Las Vegas	1	1	8	3	5	0.0	0.0	0	0	-	0	0	0	0	0	0	0
Totals		1	1	8	3	5	0.0	0.0	0	0	-	0	0	0	0	0	0	0

DEABLO

DIVINE DEABLO GAME-BY-GAME

2021, LAS VEGAS (10-7)

Date	Opp.	W/L	GP/GS	TACKLES					Yds.	INTERCEPTIONS					FUMBLES			
				Total	Solo	Asst.	Sacks	Yds.		No.	Yds.	Lg.	TD	PD	FF	FR	Yds.	
9/13	Bal.	W	1/0	0	0	0	0.0	0.0	0	0	-	0	0	0	0	0	0	0
9/19	at Pit.	W	1/0	0	0	0	0.0	0.0	0	0	-	0	0	0	0	0	0	0
9/26	Mia.	W	1/0	1	1	0	0.0	0.0	0	0	-	0	0	0	0	0	0	0
10/4	at LAC	L	1/0	0	0	0	0.0	0.0	0	0	-	0	0	0	0	0	0	0
10/10	Chi.	L	1/0	0	0	0	0.0	0.0	0	0	-	0	0	0	0	0	0	0
10/17	at Den.	W	1/0	0	0	0	0.0	0.0	0	0	-	0	0	0	0	0	0	0
10/24	Phi.	W	1/0	0	0	0	0.0	0.0	0	0	-	0	0	0	0	0	0	0
11/7	at NYG	L	1/0	0	0	0	0.0	0.0	0	0	-	0	0	0	0	0	0	0
11/14	KC	L	1/0	0	0	0	0.0	0.0	0	0	-	0	0	0	0	0	0	0
11/21	Cin.	L	1/0	0	0	0	0.0	0.0	0	0	-	0	0	0	0	0	0	0
11/25	at Dal.	W	1/0	0	0	0	0.0	0.0	0	0	-	0	0	0	0	0	0	0
12/5	Was.	L	1/0	10	7	3	0.0	0.0	0	0	-	0	0	0	0	0	0	0
12/12	at KC	L	1/1	9	4	5	0.0	0.0	0	0	-	0	0	0	0	0	0	0
12/20	at Cle.	W	1/1	4	2	2	0.0	0.0	0	0	-	0	0	0	0	0	0	0
12/26	Den.	W	1/1	1	0	1	0.0	0.0	0	0	-	0	0	0	0	0	0	0
1/2/22	at Ind.	W	1/1	9	8	1	0.0	0.0	0	0	-	0	1	0	0	0	0	0
1/9/22	LAC	W	1/1	5	2	3	0.0	0.0	0	0	-	0	0	0	0	0	0	0
Totals				17/5	39	24	15	0.0	0.0	0	0	-	0	1	0	0	0	0
POSTSEASON																		
1/15/22	at Cin.	L	1/1	8	3	5	0.0	0.0	0	0	-	0	0	0	0	0	0	0
Totals				1/1	8	3	5	0.0	0.0	0	0	-	0	0	0	0	0	0



KENYAN DRAKE

23

POSITION: Running Back
HT/WT: 6-1/210
ACQUIRED: UFA-'21 (Ari.)
BORN: 01/26/94

NFL SEASON: 7
RAIDERS SEASON: 2
COLLEGE: Alabama
HOMETOWN: Marietta, Ga.

TRANSACTIONS: Selected by Miami Dolphins in the third round (73rd overall) of the 2016 NFL Draft, April 30, 2016...Acquired via trade by Arizona Cardinals, Oct. 28, 2019...Signed by Las Vegas Raiders as an unrestricted free agent, March 19, 2021.

CAREER: Running back enters his seventh season in the NFL and second with the Raiders...In his first season in the Silver and Black, appeared in 12 games with two starts and compiled 63 rushing attempts for 254 yards with two TDs, while also tallying 30 receptions for 291 yards and one TD...In 2020, appeared in 15 games with 13 starts and set career highs in carries (239), rushing yards (955) and rushing TDs (10)...Appeared in 14 contests with 10 starts for the Cardinals in 2019, logging 170 carries for 817 yards and eight TDs, while adding 50 receptions for 345 yards...In 2018, appeared in 16 contests for the third consecutive season, making seven starts and logging 120 rushing attempts for 535 yards, while posting career highs in receptions (53), receiving yards (477) and receiving TDs (five)...In 2017, appeared in 16 contests with six starts, recording 133 carries for 644 yards and three TDs, adding 32 receptions for 239 yards and an additional score...As a rookie in 2016, appeared in all 16 contests with one start, totaling 33 rush attempts for 179 yards and two TDs, while adding nine receptions for 46 yards...Career totals include 89 appearances with 39 starts, compiling 758 rushing attempts for 3,384 yards (4.5 avg.) and 29 TDs, while also tallying 199 receptions for 1,535 yards and an additional seven scores...Has returned 41 kickoffs for 964 yards (23.5 avg.), including one returned 96 yards for a TD.

AT A GLANCE

- On Oct. 17, 2021, became the first Raiders player with a TD catch and a TD run in the same game since RB Darren McFadden did it in Buffalo on Sept. 18, 2011.
- In 2019, led the Cardinals in rushing yards (643) and rushing TDs (eight) in eight games after being acquired in a Week 9 trade.
- Recorded a career-high 53 receptions for 477 yards and five TDs in 2018.

2021: Appeared in 12 games with two starts, totaling 63 rushes for 254 yards and two TDs...Added 30 receptions for 291 yards and one TD...Returned 10 kickoffs for 192 yards...Was placed on the Reserve/Injured List in Week 14 for the remainder of the season...(9/13) vs. **Bal.:** Recorded five receptions for 59 yards (11.8 avg.) with a 21-yard long and added six carries for 11 yards...(9/19) at **Pit.:** Started in the win and totaled five receptions for 46 yards with seven carries for nine yards...(9/26) vs. **Mia.:** Started and recorded eight carries for 24 yards, while adding three receptions for 33 yards in the win...(10/4) at **LAC:** Recorded one carry for two yards...(10/10) vs. **Chi.:** Finished with two carries for 11 yards...(10/17) at **Den.:** Recorded a season-high 73 scrimmage yards and two TDs, his first with the Silver and Black...His first TD came on a 31-yard reception with 36 seconds left in the second quarter...His second TD came on an 18-yard rush in the third quarter...(10/24) vs. **Phi.:** Finished with a season-high 69 rushing yards on 14 carries with one TD...Added three receptions for 10 yards...(11/7) at **NYG:** Recorded 100 yards from scrimmage on 30 rushing yards and 70 receiving yards...Finished with four carries for 30 yards and six receptions for 70 yards...(11/14) vs. **KC:** Finished with 31 scrimmage yards (16 rushing and 15 receiving)...(11/21) vs. **Cin.:** Recorded five carries for 23 yards and added one reception for six yards...(11/25) at **Dal.:** Finished with seven carries for 25 yards and added two receptions for five yards...(12/5) vs. **Was.:** Returned one kickoff for 19 yards before exiting the game due to injury.

2020 (WITH ARI.): Appeared in 15 contests with 13 starts, registering career highs with 239 carries for a team-leading 955 yards and 10 TDs, adding 25 receptions for 137 yards...Marked his third career season and second consecutive year with 1,000-plus scrimmage yards...Paired with QB Kyle Murray (11 TDs) to form the first Cardinals quarterback/running back duo to each record at least 10 rushing TDs in a season, marking just the second occurrence in NFL history...(9/13) at **SF:** Carried the ball 16 times for 60 yards, including the game-winning score on a 1-yard run with just over five minutes remaining...(9/20) at **Was.:** Rushed 20 times for a game-high 86 yards...(9/27) vs. **Det.:** Carried the ball 18 times for 73 yards...(10/11) at **NYJ:** Rushed 18 times for 60 yards and one TD...(10/19) at **Dal.:** Talled 20 rushing attempts for a season-high 164 yards and two TDs, including a 69-yard score in the fourth quarter...(11/15) vs. **Buf.:** Talled his second 100-yard game of the season, totaling 16 rushing attempts for 100 yards...(11/19) at **Sea.:** Totaled 60 yards from scrimmage and added one rushing TD...(11/29) at **NE:** Totaled 93 yards from scrimmage and scored two rushing TDs, marking his fourth game with multiple rushing scores as a Cardinal...(12/6) vs. **LAR:** Carried the ball 10 times for 49 yards and one rushing score...(12/13) at **NYG:** Totaled 80 yards on 23 carries and added one TD, marking his fourth consecutive game with at least one rushing TD...(12/26) vs. **SF:** Logged 18 carries for 45 yards and one TD, marking his 18th rushing score since joining the Cardinals in Week 9 of the 2019 campaign, the NFL's fourth-most during that span.

2019 (WITH ARI. AND MIA.): Appeared in 14 contests and made 10 starts between the Dolphins and Cardinals...Posted 47 carries for 174 yards, 22 receptions for 174 yards and a 15-yard kickoff return in six games with two starts with the Dolphins...Led the Cardinals with 643 rushing yards and eight rushing TDs on 123 carries (5.2 avg.) in eight games after joining the team from Miami in a Week 9 trade...Was an integral piece of the NFL's 10th-ranked rushing attack (1,990 yards) that averaged a single-season franchise-record 5.03 yards per carry (second in the NFL)...Totaled three 100-yard performances in eight games with the Cardinals...(10/31) vs. **SF:** Led the team in rushing (110) and receiving (52) yards and notched a 36-yard carry on the first play from scrimmage...Capped Arizona's opening drive with a four-yard TD rush and scored a two-point conversion to make it a three-point game with 4:53 left in the fourth quarter in his Cardinals debut...(12/15) vs. **Cle.:** Recorded 137 rushing yards on 22 carries, adding four rushing TDs...Became the fifth player in franchise history to log four rushing TDs in a single game...Also became the second player in the last five seasons (Derrick Henry) to gain 130 rushing yards while also scoring at least four rushing TDs...Earned FedEx Ground Player of the Week for his performance...(12/22) at **Sea.:** Logged a career-high 166 yards and two TDs on 24 carries, including a career-long 80-yard rushing TD...Joined RB David Johnson (Games 5-6 in 2016) and RB Ottis Anderson (Games 11-12 in 1981) as the only Cardinal players in the past 70 seasons (1950-19) with 100-plus rushing yards and multiple rushing TDs in back-to-back games...(12/29) at **LAR:** Averaged 5.0 yards on 12 attempts, totaling 60 yards, and scored a rushing TD in the season finale...His seven TDs in the season's final three games trailed only Hall of Famer Ernie Nevers (1929) for the most TDs during any three-game stretch in franchise history.

DRAKE

2018 (WITH MIA.): Played all 16 games for the third consecutive seasons with seven starts, setting career highs with 53 receptions for 477 yards and five TDs, marking the most in a single season by a running back in Dolphins history...Totaled 120 carries for 535 yards and four TDs while returning 10 kickoffs for 213 yards...Topped 1,000 scrimmage yards for the first time in his career...(9/16) at **NYJ:** Totaled 11 carries for 53 yards and one TD, while adding four receptions for 17 yards...(10/7) at **Cin.:** Totaled 115 scrimmage yards, while tallying a 22-yard TD reception...(10/21) vs. **Det.:** Totaled six carries for 72 yards, including a season-long 54-yard TD...(10/25) at **Hou.:** Scored two TDs, one rushing and one receiving, while totaling 95 yards from scrimmage...(11/25) at **Ind.:** Totaled 96 yards from scrimmage, while logging one rushing TD and one receiving TD for the second time in four contests...(12/2) vs. **Buf.:** Rushed seven times for 31 yards, while adding two receptions for 13 yards and one receiving TD...(12/9) vs. **NE:** Rushed six times for 24 yards...Ran for 52 yards and scored on a double-lateral as time expired in the fourth quarter to give Miami a 34-33 win in what was dubbed "The Miami Miracle"...Added six carries for 24 yards and a 22-yard kickoff return...Marked the second time in his career that he scored a TD in three consecutive games...(12/30) at **Buf.:** Started and gained 95 scrimmage yards (43 yards on 11 carries and 52 yards on five receptions) in the season finale.

2017 (WITH MIA.): Played all 16 games for the second consecutive season, making six starts and totaling 133 carries for 644 yards and three TDs and 32 receptions for 239 yards and one TD...Also added seven kickoff returns for 147 yards...Started the final six games and led the NFL in rushing yards (444) in the final five weeks of the season...(11/13) at **Car.:** Logged seven carries for 82 yards, including a 66-yard TD against a Panthers defense that had not allowed a run longer than 25 yards on the season...(11/26) at **NE:** Logged his first career receiving TD...(12/3) vs. **Den.:** Gained a season-high 120 yards and scored a 42-yard TD on 23 rushing attempts...Marked the first 100-yard rushing performance of his career and also the first time he had scored in three consecutive games...(12/11) vs. **NE:** Totaled a career-high 193 scrimmage yards (114 yards on a season-high 25 carries and 79 yards on five receptions)...Registered the second 100-yard rushing game of his career...Became just the third Dolphins player to record 100-plus rushing yards and 75-plus receiving yards in a game, joining RBs Troy Stradford and Ronnie Brown.

2016 (WITH MIA.): Played all 16 games with one start and had 33 carries for 179 yards and two TDs, nine receptions for 46 yards and 13 kickoff returns for 397 yards (30.5 avg.) and one TD...Tied a team record with three kickoff returns of at least 50 yards in a single season (96, 78 and 58 yards)...Joined WR Jakeem Grant as the second pair of Dolphins rookies with a kickoff and punt return for a TD in the same season, marking the fourth time in NFL history the feat was accomplished...(9/18) at **NE:** Totaled two carries and logged his first career rushing score on a 7-yard rush in the fourth quarter...(9/25) vs. **Cle.:** Made his first-career start and gained 37 yards on a season-high nine carries, adding two receptions for 11 yards...(11/6) vs. **NYJ:** Returned two kickoffs for 123 yards, including a 96-yard TD with 5:15 remaining in the fourth quarter, sealing Miami's 27-23 victory...It marked the sixth-longest kickoff return and second-longest by a rookie in Dolphins history...Also marked the team's first kickoff return for a TD since Nov. 15, 2012 and was the latest game-winning kickoff return for a TD in an NFL game since 2003...(12/24) at **Buf.:** Totaled a season-high 56 rushing yards, including a 45-yard TD run on four carries...**Postseason: (1/8/17) at Pit.:** Made his postseason debut with three kickoff returns for 101 yards (33.7 avg.), including a 58-yarder.

COLLEGE: Played four seasons at Alabama (2012-15), appearing in 42 games with six starts...Totaled 233 carries for 1,495 yards and 18 TDs, while adding 46 receptions for 570 yards and an additional four TDs...Also added 19 kickoff returns for 505 yards and a score...As a senior in 2015, played in 13 games with four starts, tallying 77 rush attempts for 408 yards and one TD, while adding 29 receptions for 276 yards and one TD...In 2014, played in five games and totaled 22 carries for 112 yards and four TDs, adding five receptions for 159 yards and two TDs...In 2013, appeared in 11 contests and rushed 92 times for 694 yards and eight TDs, while adding 12 receptions for 135 yards and an additional score...As a freshman in 2012, played in 12 games and carried the ball 42 times for 281 yards and five TDs...Majored in communications.

PERSONAL: Attended Hillgrove High School in Powder Springs, Ga...Earned All-American and 2011 Gatorade High School Player of the Year accolades...As a senior, rushed 175 times for 1,610 yards and 18 TDs, totaling 315 receiving yards and five receiving TDs, in addition to two kickoff return TDs...Also ran track and won the state championship in the 100-meter dash...Named the Week 16 NFLPA Community MVP for providing a night of holiday food and fun for 125 kids at a local Boys and Girls Club during the 2017 season.

ADDITIONAL STATISTICS: Miscellaneous tackles – 1 in 2016, 1 in 2017, 1 in 2018, 2 in 2019, 1 in 2020; NFL Totals: 6. Special teams tackles – 2 in 2016, 4 in 2017; NFL Totals: 6.

SINGLE-GAME HIGHS: RUSHING: Attempts – 25, 12/11/17 vs. NE. Yards – 166, 12/22/19 at Sea. Long – 80t, 12/22/19 at Sea. Touchdowns – 4, 12/15/19 vs. Cle. RECEIVING: Receptions – 7, 10/7/18 at Cin. Yards – 79, 12/11/17 vs. NE. Long – 47, 12/11/17 vs. NE. Receiving Touchdowns – 1, seven times; last: 10/17/21 at Den. RETURNS: Kickoff returns – 4, 12/30/18 at Buf. Yards – 123, 11/6/16 at NYJ. Long – 96t, 11/6/16 vs. NYJ.

KENYAN DRAKE'S CAREER STATISTICS

Year	Team	GP	GS	RUSHING				RECEIVING				TOTAL OFFENSE		
				Att.	Yds.	Avg.	Lg.	TD	Rec.	Yds.	Avg.		Lg.	TD
2016	Miami	16	1	33	179	5.4	45t	2	9	46	5.1	9	0	225
2017	Miami	16	6	133	644	4.8	66t	3	32	239	7.5	47	1	883
2018	Miami	16	7	120	535	4.5	54t	4	53	477	9.0	52t	5	1,012
2019	Mia./Ari.	14	10	170	817	4.8	80t	8	50	345	6.9	26	0	1,162
2020	Arizona	15	13	239	955	4.0	69t	10	25	137	5.5	18	0	1,092
2021	Las Vegas	12	2	63	254	4.0	21	2	30	291	9.7	31t	1	545
Totals		89	39	758	3,384	4.5	80t	29	199	1,535	7.7	52t	7	4,919
POSTSEASON														
2016	Miami	1	0	0	0	-	-	0	0	0	-	-	0	0
2021	Las Vegas	0	0	0	0	-	-	0	0	0	-	-	0	0
Totals		1	0	0	0	-	-	0	0	0	-	-	0	0

KENYAN DRAKE'S CAREER STATISTICS

Year	Team	KICKOFF RETURNS					PUNT RETURNS					
		Ret.	Yds.	Avg.	Lg.	TD	Ret.	FC	Yds.	Avg.	Lg.	TD
2016	Miami	13	397	30.5	96t	1	0	0	0	-	-	0
2017	Miami	7	147	21.0	34	0	0	0	0	-	-	0
2018	Miami	10	213	21.3	26	0	0	0	0	-	-	0
2019	Mia./Ari.	1	15	15.0	15	0	0	0	0	-	-	0
2020	Arizona	0	0	-	-	0	0	0	0	-	-	0
2019	Las Vegas	10	192	19.2	31	0	0	0	0	-	-	0
Totals		41	964	23.5	96t	1	0	0	0	-	-	0

KENYAN DRAKE GAME-BY-GAME

2021, LAS VEGAS (10-7)

Date	Opp.	W/L	GP/GS	RUSHING				RECEIVING				TOTAL OFFENSE		
				Att.	Yds.	Avg.	Lg.	TD	Rec.	Yds.	Avg.		Lg.	TD
9/13	Bal.	W	1/0	6	11	1.8	6	0	5	59	11.8	21	0	70
9/19	at Pit.	W	1/1	7	9	1.3	5	0	5	46	9.2	13	0	55
9/26	Mia.	W	1/1	8	24	3.0	6	0	3	33	11.0	16	0	57
10/4	at LAC	L	1/0	1	2	2.0	2	0	0	0.0	0	0	2	
10/10	Chi.	L	1/0	2	11	5.5	8	0	0	0	0.0	0	0	11
10/17	at Den.	W	1/0	4	34	8.5	18t	1	2	39	19.5	31t	1	73
10/24	Phi.	W	1/0	14	69	4.9	12	1	3	10	3.3	7	0	79
11/7	at NYG	L	1/0	4	30	7.5	21	0	6	70	11.7	22	0	100
11/14	KC	L	1/0	4	16	4.0	12	0	2	15	7.5	9	0	31
11/21	Cin.	L	1/0	5	23	4.6	7	0	1	6	6.0	6	0	29
11/25	at Dal.	W	1/0	7	25	3.6	4	0	2	5	2.5	10	0	30
12/5	Was.	L	1/0	1	0	0.0	0	0	1	8	8.0	8	0	8
12/12	at KC	L												(RESERVE/INJURED LIST - ANKLE)
12/20	at Cle.	W												(RESERVE/INJURED LIST - ANKLE)
12/26	Den.	W												(RESERVE/INJURED LIST - ANKLE)
1/2/22	at Ind.	W												(RESERVE/INJURED LIST - ANKLE)
1/9/22	LAC	W												(RESERVE/INJURED LIST - ANKLE)
Totals			12/2	63	254	4.0	21	2	30	291	9.7	31t	1	545
POSTSEASON														
1/15/22	at Cin.	L												(RESERVE/INJURED LIST - ANKLE)
Totals			0/0	0	0	-	-	0	0	0	-	-	0	0

KENYAN DRAKE GAME-BY-GAME

2020, ARIZONA (8-8)

Date	Opp.	W/L	GP/GS	RUSHING				RECEIVING				TOTAL OFFENSE		
				Att.	Yds.	Avg.	Lg.	TD	Rec.	Yds.	Avg.		Lg.	TD
9/13	at SF	W	1/1	16	60	3.8	11	1	2	5	2.5	3	0	65
9/20	Was.	W	1/0	20	86	4.3	16	0	2	9	4.5	6	0	95
9/27	Det.	L	1/0	18	73	4.1	15	0	1	6	6.0	6	0	79
10/4	at Car.	L	1/1	13	35	2.7	9	0	0	0	-	-	0	35
10/11	at NYJ	W	1/1	18	60	3.3	10	1	1	2	2.0	2	0	62
10/19	at Dal.	W	1/1	20	164	8.2	69t	2	0	0	-	-	0	164
10/25	Sea.	W	1/1	14	34	2.4	9	0	1	7	7.0	7	0	41
11/8	Mia.	L												(INACTIVE - ANKLE)
11/15	Buf.	W	1/1	16	100	6.3	20	0	1	9	9.0	9	0	109
11/19	at Sea.	L	1/1	11	29	2.6	12	1	4	31	7.8	18	0	60
11/29	at NE	L	1/1	22	78	3.5	14	2	3	15	5.0	6	0	93
12/6	LAR	L	1/1	10	49	4.9	27	1	2	9	4.5	8	0	58
12/13	at NYG	W	1/1	23	80	3.5	36	1	1	10	10.0	10	0	90
12/20	Phi.	W	1/1	10	26	2.6	8	0	2	14	7.0	8	0	40
12/26	SF	L	1/1	18	45	2.5	10	1	2	5	2.5	6	0	50
1/3/21	at LAR	L	1/1	10	36	3.6	12	0	3	15	5.0	10	0	51
Totals			15/13	239	955	4.0	69t	10	25	137	5.5	18	0	1,092

2019, MIAMI/ARIZONA

Date	Opp.	W/L	GP/GS	RUSHING				RECEIVING				TOTAL OFFENSE		
				Att.	Yds.	Avg.	Lg.	TD	Rec.	Yds.	Avg.		Lg.	TD
9/8	Bal.*	L	1/0	4	12	3.0	9	0	2	15	7.5	10	0	27
9/15	NE*	L	1/0	6	19	3.2	9	0	5	29	5.8	10	0	48
9/22	at Dal.*	L	1/1	12	38	3.2	8	0	3	34	11.3	19	0	72
9/29	LAC*	L	1/1	9	44	4.9	10	0	3	29	9.7	19	0	73
10/13	Was.*	L	1/0	10	40	4.0	9	0	6	30	5.0	9	0	70
10/20	at Buf.*	L	1/0	6	21	3.5	11	0	3	37	12.3	26	0	58
10/31	SF	L	1/1	15	110	7.3	36	1	4	52	13.0	21	0	162
11/10	at TB	L	1/1	10	35	3.5	17	0	6	6	1.0	4	0	41
11/17	at SF	L	1/1	16	67	4.2	12	0	6	13	2.2	9	0	80
12/1	LAR	L	1/1	13	31	2.4	9	0	2	20	10.0	15	0	51
12/8	Pit.	L	1/1	11	37	3.4	10	0	3	30	10.0	18	0	67
12/15	Cle.	W	1/1	22	137	6.2	21	4	1	9	9.0	9	0	146
12/22	at Sea.	W	1/1	24	166	6.9	80t	2	3	18	6.0	9	0	184
12/29	at LAR	L	1/1	12	60	5.0	24	1	3	23	7.7	11	0	83
Totals			14/10	170	817	4.8	80t	8	50	345	6.9	26	0	1,162

*w/ Mia.

2018, MIAMI (7-9)

Date	Opp.	W/L	GP/GS	RUSHING				RECEIVING				TOTAL OFFENSE		
				Att.	Yds.	Avg.	Lg.	TD	Rec.	Yds.	Avg.		Lg.	TD
9/9	Ten.	W	1/1	14	48	3.4	16	0	3	18	6.0	10	0	66
9/16	at NYJ	W	1/1	11	53	4.8	20	1	4	17	4.3	10	0	70
9/23	Oak.	W	1/1	5	3	0.6	3	0	2	7	3.5	6	0	10
9/30	at NE	L	1/1	3	3	1.0	5	0	1	13	13.0	13	0	16
10/7	at Cin.	L	1/1	6	46	7.7	25	0	7	69	9.9	22t	1	115
10/14	Chi.	W	1/0	13	57	4.4	12	0	4	21	5.3	15	0	78
10/21	Det.	L	1/0	6	72	12.0	54t	1	4	15	3.8	5	0	87
10/25	at Hou.	L	1/0	12	58	4.8	12t	1	2	37	18.5	28t	1	95
11/4	NYJ	W	1/0	3	9	3.0	5	0	4	26	6.5	9	0	35
11/11	at GB	L	1/0	88	27	3.4	6	0	2	11	5.5	8	0	38
11/25	at Ind.	L	1/0	8	32	4.0	14t	1	5	64	12.8	33t	1	96
12/2	Buf.	W	1/0	7	31	4.4	20	0	2	13	6.5	10	1	44
12/9	NE	W	1/0	6	24	4.0	11	0	1	55	55.0	55t	1	79
12/16	at Min.	L	1/0	1	6	6.0	6	0	3	28	9.3</			

DRAKE

KENYAN DRAKE GAME-BY-GAME

2017, MIAMI (6-10)

Date	Opp.	W/L	GP/GS	RUSHING					RECEIVING					TOTAL OFFENSE
				Att.	Yds.	Avg.	Lg.	TD	Rec.	Yds.	Avg.	Lg.	TD	
9/17	at LAC	W	1/0	1	-3	-3.0	-3	0	0	0	-	-	0	-3
9/24	at NYJ	L	1/0	1	0	0.0	0	0	1	2	2.0	2	0	2
10/1	NO	L	1/0	1	6	6.0	6	0	2	5	2.5	4	0	11
10/8	Ten.	W	1/0	1	0	0.0	0	0	0	0	-	-	0	0
10/15	at Atl.	W	1/0	0	0	-	-	0	0	0	-	-	0	0
10/22	NYJ	W	1/0	0	0	-	-	0	0	0	-	-	0	0
10/26	at Bal.	L	1/0	6	22	3.7	12	0	0	0	-	-	0	22
11/5	Oak.	L	1/0	9	69	7.7	42	0	6	35	5.8	10	0	104
11/13	at Car.	L	1/0	7	82	11.7	66t	1	2	10	5.0	5	0	92
11/19	TB	L	1/0	7	4	0.6	6	0	1	10	10.0	10	0	14
11/26	at NE	L	1/1	9	20	2.2	13	0	3	27	9.0	17	1	47
12/3	Den.	W	1/1	23	120	5.2	42t	1	3	21	7.0	13	0	141
12/11	NE	W	1/1	25	114	4.6	31	0	5	79	15.8	47	0	193
12/17	at Buf.	L	1/1	16	78	4.9	31	1	6	35	5.8	11	0	113
12/24	at KC	L	1/1	13	57	4.4	18	0	0	0	-	-	0	57
12/31	Buf.	L	1/1	14	75	5.4	32	0	3	15	5.0	11	0	90
Totals			16/6	133	644	4.8	66t	3	32	239	7.5	47	1	883

2016, MIAMI (10-6)

Date	Opp.	W/L	GP/GS	RUSHING					RECEIVING					TOTAL OFFENSE
				Att.	Yds.	Avg.	Lg.	TD	Rec.	Yds.	Avg.	Lg.	TD	
9/11	at Sea.	L	1/0	0	0	-	-	0	0	0	-	-	0	0
9/18	at NE	L	1/0	2	12	6.0	7t	1	2	6	3.0	4	0	18
9/25	Cle.	W	1/1	9	37	4.1	11	0	2	11	5.5	7	0	48
9/29	at Cin.	L	1/0	2	15	7.5	12	0	0	0	-	-	0	15
10/9	Ten.	L	1/0	2	4	2.0	6	0	2	16	8.0	9	0	20
10/16	Pit.	W	1/0	0	0	-	-	0	0	0	-	-	0	0
10/23	Buf.	W	1/0	0	0	-	-	0	0	0	-	-	0	0
11/6	NYJ	W	1/0	0	0	-	-	0	1	6	6.0	6	0	6
11/13	at LAC	W	1/0	1	9	9.0	9	0	0	0	-	-	0	9
11/20	at LAR	W	1/0	1	2	2.0	2	0	0	0	-	-	0	2
11/27	SF	W	1/0	1	9	9.0	9	0	0	0	-	-	0	9
12/4	at Bal.	L	1/0	1	1	1.0	1	0	1	4	4.0	4	0	5
12/11	Ari.	W	1/0	1	8	8.0	8	0	1	3	3.0	3	0	11
12/17	at NYJ	W	1/0	5	16	3.2	16	0	0	0	-	-	0	16
12/24	at Buf.	W	1/0	4	56	14.0	45t	1	0	0	-	-	0	56
1/1/17	NE	L	1/0	4	10	2.5	4	0	0	0	-	-	0	10
Totals			16/1	33	179	5.4	45t	2	9	46	5.1	9	0	225
POSTSEASON														
1/8/17	at Pit.	L	1/0	0	0	-	-	0	0	0	-	-	0	0
Totals			1/0	0	0	-	-	0	0	0	-	-	0	0



JERMAINE ELUEMUNOR

72

POSITION: Guard/Tackle
HT/WT: 6-4/332
ACQUIRED: FA-21
BORN: 12/13/94

NFL SEASON: 6
RAIDERS SEASON: 2
COLLEGE: Texas A&M
HOMETOWN: London, England

TRANSACTIONS: Selected by Baltimore Ravens in the fifth round (159th overall) of the 2017 NFL Draft, April 28, 2017...Waived by Ravens, Sept. 22, 2018...Signed by Ravens to practice squad, Sept. 25, 2018...Signed to Ravens' active roster, Oct. 23, 2018...Acquired via trade by New England Patriots, Aug. 29, 2019...Signed by Miami Dolphins as an unrestricted free agent, June 14, 2021...Released by Dolphins, Aug. 24, 2021...Signed by Jacksonville Jaguars as a free agent, Aug. 28, 2021...Released by Jaguars, Aug. 31, 2021...Signed by Las Vegas Raiders as a free agent, Sept. 2, 2021...Re-signed by Raiders as a free agent, March 23, 2022.

CAREER: Versatile offensive lineman has played in 53 career games with 14 starts over five seasons with Baltimore, New England and Las Vegas...Also spent time with Miami and Jacksonville...Joined Raiders prior to the regular season in 2021 and was thrust into action during the season opener due to injury...Started eight games at tackle for New England in 2020...Named to the 2017 PFWA All-Rookie Team after being drafted by Baltimore in the fifth round (159th overall) of the NFL Draft...Native of London, England, played collegiately at Texas A&M.

AT A GLANCE

- Has played in 53 career games with 14 starts. In 2021, played in 14 games with three starts for the Raiders after joining the team just prior to the regular season.
- In 2020 with New England, played in 12 games with a career-high eight starts.
- Named to the 2017 PFWA All-Rookie Team after playing in eight games with two starts for Baltimore.

2021: Spent time with Miami and Jacksonville before being signed by the Raiders prior to the start of the regular season...Saw action in 14 games with three starts at right guard...(9/13) vs. Bal.: Saw time at right guard, entering the game after G Denzelle Good left due to injury...Blocked as QB Derek Carr passed for 435 yards, which marked the third-highest total of his career...(9/19) at Pit.: Started at right guard...Blocked for Carr, who totaled 382 passing yards and two TDs in the win...(9/26) vs. Mia.: Started at right guard, helping Raiders record 497 yards of total offense...Aided ground game in producing 140 rushing yards...(10/4) at LAC: Made third-straight start at right guard.

2020 (WITH NE): Played in 12 games with a career-high eight starts in second season with New England...Made five starts at right tackle and three starts at left tackle...Placed on the Reserve/Injured list for three games...(9/27) vs. LV: Started at right tackle...helped team rush for 250 yards and two TDs...(12/6) at LAC: Started at left tackle...Team rushed for 165 yards and two TDs...(1/3/21) vs. NYJ: Started at right tackle and blocked for 166 yards on the ground, 238 passing yards and four TDs.

2019 (WITH NE): Played in 10 games after joining New England via trade prior to the regular season...Inactive for five games...(10/21) at NYJ: Appeared on special teams and as an extra lineman on offense.

2018 (WITH BAL.): Played in nine games with one start...Inactive for two games and spent four games on the team's practice squad...(10/28) at Car.: Appeared on special teams and as a reserve offensive lineman...(11/4) vs. Pit.: Started at left tackle...(11/18) vs. Cin.: Saw action on special teams and as a reserve offensive lineman...Postseason: (1/6/19) vs. LAC: Appeared on special teams and as a reserve offensive lineman in AFC Wild Card Game.


2017 (WITH BAL.): Played in eight games with two starts as a rookie...Named to the 2017 PFWA All-Rookie Team...Inactive for eight games...(9/24) at Jac.: Played on offense, seeing action on 15 snaps at right guard in NFL debut...(10/15) vs. Chi.: Made first NFL start, starting at right guard...Helped team rush for 125 yards...(10/22) at Min.: Started at right guard.

COLLEGE: Played two years at Texas A&M after transferring from Lackawanna College in Scranton, Pa. ...Played in 25 games at Texas A&M with 13 starts...Made eight starts at right tackle, four at right guard and one at left guard...As a senior, started 12 games with eight starts at right tackle and four at right guard...Anchored an offensive line that helped the Aggies rank No. 3 in the Southeastern Conference and No. 24 in the nation in total offense (467.0 avg.)...As a junior, played in all 13 games with one start at left guard...Redshirted one year after transferring...As a sophomore at Lackawanna College, played in 10 games and was named second-team All-Northeast Conference...Helped team average 379 yards of total offense per game...Ranked as a four-star prospect by Scout.com...As a freshman, played in 10 games.

PERSONAL: Attended Morris Knolls High School in Denville, N.J. ...Native of London, England, where he played soccer and rugby...Played football for the first time in high school...Also lettered in wrestling, compiling a 30-7 record and reaching the New Jersey state finals as a senior...Last name is pronounced eh-LOO-muh-nor.

JERMAINE ELUEMUNOR'S GAMES PLAYED/STARTED

Year	Team	GP	GS
2017	Baltimore	8	2
2018	New England	9	1
2019	Bal./NE	10	0
2020	New England	12	8
2021	Las Vegas	14	3
Totals		53	14
POSTSEASON			
2018	Baltimore	1	0
2019	New England	0	0
2021	Las Vegas	1	0
Totals		2	0



KYLER FACKRELL

57

POSITION: Linebacker
HT/WT: 6-5/245
ACQUIRED: UFA-'22 (LAC)
BORN: 11/25/91

NFL SEASON: 7
RAIDERS SEASON: 1
COLLEGE: Utah State
HOMETOWN: Mesa, Ariz.

TRANSACTIONS: Selected by Green Bay Packers in the third round (88th overall) of the 2016 NFL Draft, April 29, 2016... Signed by New York Giants as an unrestricted free agent, March 18, 2020... Signed by Los Angeles Chargers as an unrestricted free agent, March 25, 2021... Signed by Las Vegas Raiders as an unrestricted free agent, March 21, 2022.

CAREER: Enters his seventh NFL season and first with the Raiders... Played single seasons with the Los Angeles Chargers (2021) and New York Giants (2020) after playing four years in Green Bay... Has played in 86 career games with 19 starts, totaling 23.5 sacks... Has also posted 143 tackles (99 solo), registered one INT and recovered two fumbles... In 2021 with the Chargers, recorded three sacks, 17 tackles (11) and forced a fumble... In 2020 with the Giants, posted his first-career INT and returned it 46 yards for a TD... In 2018 with the Packers, played in 16 games with seven starts and notched career highs with 10.5 sacks and 42 tackles (19).

AT A GLANCE

- Career totals include 86 games played with 19 starts, 143 tackles (99 solo), 23.5 sacks, one INT, three forced fumbles and two fumble recoveries.
- Set career-highs in 2019 with 10.5 sacks and 42 tackles (19).
- Drafted in the third round (88th overall) by the Packers out of Utah State, where he started 41 games and earned all-conference honors three times.

2021 (WITH LAC): Played in 13 games with one start... Totaled three sacks, one forced fumble and 16 tackles (11)... Missed four games late in the season due to injury... **(9/19) vs. Dal.:** Notched first sack of the season and forced a fumble... **(10/4) vs. LV:** Posted two solo tackles and recorded a sack... **(10/17) at Bal.:** Made only start of the season and was credited with one solo tackle... **(11/21) vs. Pit.:** Notched his third sack of the season.

2020 (WITH NYG): Appeared in 12 games, making a career-high nine starts... Totaled 34 tackles (23), seven tackles for loss, four sacks and one forced fumble... Registered his first-career INT... **(9/14) vs. Pit.:** Totaled two tackles (one) in season opener... **(9/20) at Chi.:** Made first start of the season, racking up a season-high four solo tackles and his first sack of the season... **(10/4) at LAR:** Posted four tackles, including three tackles for loss... Recorded a sack on third-down for a 10-yard loss, forcing a Rams punt... Dropped Rams running back for a loss on the very next series... **(10/11) at Dal.:** Pick off a Dak Prescott pass and returned it 46 yards for TD... Play marked his first-career INT... **(10/18) vs. Was.:** Recorded three tackles (two)... Had a strip-sack, forcing a fumble that was recovered by the Giants and returned 43 yards for a TD to seal the win... **(11/3/21) vs. Dal.:** Notched three solo tackles and sack to close out the regular season... Tallied two tackles on the final defensive series of the game.

2019 (WITH GB): Played in all 16 games and two postseason contests... Notched 23 tackles (13), one sack and two tackles for loss... Also credited with four tackles on special teams... **(10/14) vs. Det.:** Recorded a season-high three tackles (two) and split a third-quarter sack with LB Preston Smith... **(10/20) vs. Dak.:** Posted two tackles (one)... **(12/8) vs. Was.:** Tallied two stops and split a sack with DL Kenny Clark... Sack forced a punt after dropping the quarterback for an 11-yard loss... **Postseason: (1/19/20) at SF:** Recorded two solo tackles, including a sack for an 8-yard loss on the final play of the first quarter.

2018 (WITH GB): Played in 16 games with seven starts, starting each of Green Bay's final seven contests... Posted a career-high 41 tackles (28) and led the team with a career-best 10.5 sacks and 13 tackles for loss... One of only three NFL players alongside Steelers OLB T.J. Watt and Rams DT Aaron Donald to record multiple three-sack games during the 2018 season... Added three special teams tackles... **(9/30) vs. Buf.:** Established a career high with three sacks, all three coming in the fourth quarter and helping Green Bay post a shutout... Also credited with four solo tackles... Two of his three sacks on the day came on two of Buffalo's final three plays from scrimmage... Became the first Packer to register three sacks in the fourth quarter of a game since 2005... **(10/28) at LAR:** Notched a sack for a 4-yard loss in the third quarter... **(11/11) vs. Mia.:** Tallied four solo tackles, including a first-quarter sack for an 8-yard loss... **(11/15) at Sea.:** Made first start of the year and posted his second three-sack effort of the season to match his career single-game high... Finished the game with six tackles (five) and added an additional tackle for loss... **(12/9) vs. Atl.:** Totaled three tackles (two), including one tackle for loss... **(12/16) at Chi.:** Credited with a half-sack, forcing a fumble along with DL Montravius Adams... **(12/30) vs. Det.:** Closed out the season with five tackles (two) and one sack, eclipsing the double-digit mark for sacks on the season.

2017 (WITH GB): Appeared in 16 games with two starts... Season totals included 34 tackles (23), six tackles for loss, three sacks and one fumble recovery... Recorded three special teams tackles... **(9/10) vs. Sea.:** Logged first-career fumble recovery, taking possession for the Packers at the 6-yard line and leading to a TD... **(10/15) at Min.:** Recorded first tackle for loss on the season... Finished with two tackles (one)... **(11/19) vs. Bal.:** Posted five stops (four), including two tackles for loss and one sack... Got to the quarterback for a loss of eight yards... **(11/26) at Pit.:** Made first-career start... Registered two solo tackles... **(12/10) at Cle.:** Sacked quarterback on third down, forcing punt in the first quarter... **(12/23) vs. Min.:** Started second contest of the season, posting three solo tackles and notching a sack for a 4-yard loss... Returned a kickoff on a fourth-quarter squib kick, returning it 11 yards.

2016 (WITH GB): Played in 13 games and three postseason contests... Recorded nine solo tackles, two sacks, one forced fumble and a pass defended... Tied for second on the team with nine tackles on special teams... **(9/11) at Jac.:** Made NFL debut, playing 18 snaps on special teams... Recorded a tackle on the opening kickoff, recording a stop on his first-career play... **(9/25) vs. Det.:** Recorded first-career sack, getting to the quarterback for a 9-yard loss... **(10/9) vs. NYG:** Posted a sack in second-straight game, dropping the quarterback for a 6-yard loss and forcing a fumble that led to a Packers field goal late in the first half... Also credited with three tackles and two special teams stops... **(11/20) at Was.:** Recorded multiple special teams tackles for the second time on the season... **Postseason: (1/8/17) vs. NYG:** Posted two special teams tackles in NFC Wild Card Game.

FACKRELL

COLLEGE: Started all 41 games in which he appeared in four years at Utah State... Registered 253 career tackles (104), 36 tackles for loss, 12 sacks, four INTs, eight passes defended, seven fumble recoveries and four forced fumbles... Returned one INT for a TD... As a senior in 2015, named All-Mountain West Conference after leading the nation with five fumble recoveries... Set a program record with 12 quarterback hurries and led team with 15 tackles for loss... Registered 82 tackles (37), four sacks and two forced fumbles... Semifinalist for the Butkus Award, presented annually to the nation's top linebacker... Twice named Mountain West Defensive Player of the Week... As a junior in 2014, sustained a season-ending knee injury during the opener at Tennessee... As a sophomore in 2013, named second-team All-Mountain West... Led team with 13 tackles for loss and matched a team best with two forced fumbles... Returned an INT 99 yards for a TD against Hawaii... Also had a 4-yard TD reception earlier in the season, becoming the first Utah State player to score both an offensive and defensive TD in the same season since 1964... As a freshman in 2012, earned first-team All-Western Athletic Conference recognition and Freshman All-American honors from the Football Writers Association of America... Became just the fourth Aggie freshman to be named first-team conference in program history... Redshirted as a true freshman walk-on in 2011.

PERSONAL: Attended Mesa (Ariz.) High School... As a senior, earned 5A-I all-region honors on both offense and defense... Played linebacker, quarterback and wide receiver... Helped lead team to the program's first-ever Arizona 5A state championship in 17 years... On defense, posted 68 tackles, two INTs and a forced fumble... At quarterback, completed 22-of-38 passes for 334 yards and four TDs... As a receiver, had 36 catches for 662 yards and five TDs... Also rushed for 159 yards on 22 carries, including a 97-yard TD run which tied for the second-longest run in school history... Earned U.S. Air Force Team Player of the Week recognition following the performance... Also lettered four years in basketball and earned two varsity letters in volleyball... Notched Division 5A-I all-region honors in both basketball and volleyball... He and his wife have two daughters.

ADDITIONAL STATISTICS: Special teams tackles – 9 in 2016, 4 in 2017, 1 in 2018, 4 in 2019, 1 in 2021; NFL Totals: 19

SINGLE-GAME HIGHS: TACKLES: Total – 6, 11/15/18 at Sea. Solo – 5, 11/15/18 at Sea. Sacks – 3, two times; last: 11/15/18 at Sea. Interceptions – 1, 10/11/20 at Dal. Passes defended – 1, three times; last: 10/4/21 vs. LV. Forced Fumbles – 1, three times; last: 9/19/21 vs. Dal. Fumble Recoveries – 1, two times; last: 9/12/21 at Was.

KYLER FACKRELL'S CAREER STATISTICS

Year	Team	TACKLES							INTERCEPTIONS					FUMBLES		
		GP	GS	Total	Solo	Asst.	Sacks	Yds.	No.	Yds.	Lg.	TD	PD	FF	FR	Yds.
2016	Green Bay	13	0	9	8	1	2.0	15.0	0	0	-	0	1	1	0	0
2017	Green Bay	16	2	24	18	6	3.0	12.0	0	0	-	0	0	0	1	0
2018	Green Bay	16	7	41	28	13	10.5	69.5	0	0	-	0	0	0	0	0
2019	Green Bay	16	0	19	11	8	1.0	10.0	0	0	-	0	0	0	0	0
2020	N.Y. Giants	12	9	34	23	11	4.0	32.0	1	46	46t	1	2	1	0	0
2021	L.A. Chargers	13	1	16	11	5	3.0	17.0	0	0	-	0	1	1	1	0
Totals		86	19	143	99	44	23.5	155.5	1	46	46t	1	4	3	2	0
POSTSEASON																
2016	Green Bay	3	0	0	0	0	0.0	0.0	0	0	-	0	0	0	0	0
2019	Green Bay	2	0	2	2	0	1.0	8.0	0	0	-	0	0	0	0	0
Totals		5	0	2	2	0	1.0	8.0	0	0	-	0	0	0	0	0

KYLER FACKRELL GAME-BY-GAME

2021, LOS ANGELES CHARGERS (9-8)

Date	Opp.	W/L	GP/GS	TACKLES							INTERCEPTIONS					FUMBLES		
				Total	Solo	Asst.	Sacks	Yds.	No.	Yds.	Lg.	TD	PD	FF	FR	Yds.		
9/12	at Was.	W	1/0	0	0	0	0.0	0.0	0	0	-	0	0	0	1	0		
9/19	Dal.	L	1/0	1	1	0	1.0	6.0	0	0	-	0	0	1	0	0		
9/26	at KC	W	1/0	1	1	0	0.0	0.0	0	0	-	0	0	0	0	0		
10/4	LV	W	1/0	2	2	0	1.0	3.0	0	0	-	0	1	0	0	0		
10/10	Cle.	W	1/0	2	1	1	0.0	0.0	0	0	-	0	0	0	0	0		
10/17	at Bal.	L	1/1	1	1	0	0.0	0.0	0	0	-	0	0	0	0	0		
10/31	NE	L	1/0	2	2	0	0.0	0.0	0	0	-	0	0	0	0	0		
11/7	at Phi.	W	1/0	0	0	0	0.0	0.0	0	0	-	0	0	0	0	0		
11/14	Min.	L	1/0	2	0	2	1.0	8.0	0	0	-	0	0	0	0	0		
11/21	Pit.	W	1/0	1	1	0	0.0	0.0	0	0	-	0	0	0	0	0		
11/28	at Den.	L	1/0	1	0	1	0.0	0.0	0	0	-	0	0	0	0	0		
12/5	at Cin.	W	1/0	1	0	1	0.0	0.0	0	0	-	0	0	0	0	0		
12/12	NYG	W					(RESERVE/INJURED - DESIGNATED FOR RETURN - KNEE)											
12/16	KC	L					(RESERVE/INJURED - DESIGNATED FOR RETURN - KNEE)											
12/26	at Hou.	L					(RESERVE/INJURED - DESIGNATED FOR RETURN - KNEE)											
1/2/22	Den.	W					(RESERVE/INJURED - DESIGNATED FOR RETURN - KNEE)											
1/9/22	at LV	L	1/0	2	2	0	0.0	0.0	0	0	-	0	0	0	0	0		
Totals			13/1	16	11	5	3.0	17.0	0	0	-	0	1	1	1	0		

KYLER FACKRELL GAME-BY-GAME

2020, NEW YORK GIANTS (6-10)

Date	Opp.	W/L	GP/GS	TACKLES					INTERCEPTIONS					FUMBLES				
				Total	Solo	Asst.	Sacks	Yds.	No.	Yds.	Lg.	TD	PD	FF	FR	Yds.		
9/14	Pit.	L	1/0	2	1	1	0.0	0.0	0	0	-	0	0	0	0	0	0	0
9/20	at Chi.	L	1/1	4	4	0	1.0	6.0	0	0	-	0	0	0	0	0	0	0
9/27	SF	L	1/0	4	2	2	0.0	0.0	0	0	-	0	0	0	0	0	0	0
10/4	at LAR	L	1/0	4	4	0	1.0	10.0	0	0	-	0	0	0	0	0	0	0
10/11	at Dal.	L	1/1	3	2	1	0.0	0.0	1	46	46t	1	1	0	0	0	0	0
10/18	Was.	W	1/1	3	2	1	1.0	8.0	0	0	-	0	0	0	1	0	0	0
10/22	at Phi.	L	1/1	3	1	2	0.0	0.0	0	0	-	0	0	0	0	0	0	0
11/2	TB	L	1/1	1	0	1	0.0	0.0	0	0	-	0	1	0	0	0	0	0
11/8	at Was.	W	1/1	3	1	2	0.0	0.0	0	0	-	0	0	0	0	0	0	0
11/15	Phi.	W	1/1	2	2	0	0.0	0.0	0	0	-	0	0	0	0	0	0	0
11/29	at Cin.	W	1/1	2	1	1	0.0	0.0	0	0	-	0	0	0	0	0	0	0
12/6	at Sea.	W																
12/13	Ari.	L																
12/20	Cle.	L																
12/27	at Bal.	L																
1/3/21	Dal.	W	1/1	3	3	0	1.0	8.0	0	0	-	0	0	0	0	0	0	0
Totals			12/9	34	23	11	4.0	32.0	1	46	46t	1	2	1	0	0	0	0

2019, GREEN BAY (13-3)

Date	Opp.	W/L	GP/GS	TACKLES					INTERCEPTIONS					FUMBLES				
				Total	Solo	Asst.	Sacks	Yds.	No.	Yds.	Lg.	TD	PD	FF	FR	Yds.		
9/5	at Chi.	W	1/0	1	0	1	0.0	0.0	0	0	-	0	0	0	0	0	0	0
9/15	Min.	W	1/0	1	0	1	0.0	0.0	0	0	-	0	0	0	0	0	0	0
9/22	Den.	W	1/0	1	1	0	0.0	0.0	0	0	-	0	0	0	0	0	0	0
9/26	Phi.	L	1/0	0	0	0	0.0	0.0	0	0	-	0	0	0	0	0	0	0
10/6	at Dal.	W	1/0	0	0	0	0.0	0.0	0	0	-	0	0	0	0	0	0	0
10/14	Det.	W	1/0	3	2	1	0.5	4.5	0	0	-	0	0	0	0	0	0	0
10/20	Oak.	W	1/0	2	1	1	0.0	0.0	0	0	-	0	0	0	0	0	0	0
10/27	at KC	W	1/0	1	1	0	0.0	0.0	0	0	-	0	0	0	0	0	0	0
11/3	at LAC	L	1/0	2	1	1	0.0	0.0	0	0	-	0	0	0	0	0	0	0
11/10	Car.	W	1/0	0	0	0	0.0	0.0	0	0	-	0	0	0	0	0	0	0
11/24	at SF	L	1/0	1	0	1	0.0	0.0	0	0	-	0	0	0	0	0	0	0
12/1	at NYG	W	1/0	1	1	0	0.0	0.0	0	0	-	0	0	0	0	0	0	0
12/8	Was.	W	1/0	2	0	2	0.5	5.5	0	0	-	0	0	0	0	0	0	0
12/15	Chi.	W	1/0	0	0	0	0.0	0.0	0	0	-	0	0	0	0	0	0	0
12/23	at Min.	W	1/0	2	2	0	0.0	0.0	0	0	-	0	0	0	0	0	0	0
12/29	at Det.	W	1/0	2	2	0	0.0	0.0	0	0	-	0	0	0	0	0	0	0
Totals			16/0	19	11	8	1.0	10.0	0	0	-	0	0	0	0	0	0	0
POSTSEASON																		
1/12/20	Sea.	W	1/0	0	0	0	0.0	0.0	0	0	-	0	0	0	0	0	0	0
1/19/20	at SF	L	1/0	2	2	0	1.0	8.0	0	0	-	0	0	0	0	0	0	0
Totals			1/1	2	2	0	1.0	8.0	0	0	-	0	0	0	0	0	0	0

KYLER FACKRELL GAME-BY-GAME

2018, GREEN BAY (6-9-1)

Date	Opp.	W/L	GP/GS	TACKLES					INTERCEPTIONS					FUMBLES				
				Total	Solo	Asst.	Sacks	Yds.	No.	Yds.	Lg.	TD	PD	FF	FR	Yds.		
9/9	Chi.	W	1/0	0	0	0	0.0	0.0	0	0	-	0	0	0	0	0	0	0
9/16	Min.	T	1/0	1	1	0	0.0	0.0	0	0	-	0	0	0	0	0	0	0
9/23	at Was.	L	1/0	1	1	0	0.0	0.0	0	0	-	0	0	0	0	0	0	0
9/30	Buf.	W	1/0	4	4	0	3.0	24.0	0	0	-	0	0	0	0	0	0	0
10/7	at Det.	L	1/0	1	0	1	0.0	0.0	0	0	-	0	0	0	0	0	0	0
10/15	SF	W	1/0	4	4	0	0.0	0.0	0	0	-	0	0	0	0	0	0	0
10/28	at LAR	L	1/0	2	1	1	1.0	4.0	0	0	-	0	0	0	0	0	0	0
11/4	at NE	L	1/0	1	0	1	0.0	0.0	0	0	-	0	0	0	0	0	0	0
11/11	Mia.	W	1/0	4	4	0	1.0	8.0	0	0	-	0	0	0	0	0	0	0
11/15	at Sea.	L	1/1	6	5	1	3.0	20.0	0	0	-	0	0	0	0	0	0	0
11/25	at Min.	L	1/1	2	2	0	0.0	0.0	0	0	-	0	0	0	0	0	0	0
12/2	Ari.	L	1/1	2	0	2	0.0	0.0	0	0	-	0	0	0	0	0	0	0
12/9	Atl.	W	1/1	3	2	1	0.0	0.0	0	0	-	0	0	0	0	0	0	0
12/16	at Chi.	L	1/1	3	1	2	0.5	1.5	0	0	-	0	0	0	0	0	0	0
12/23	at NYJ	W	1/1	2	1	1	1.0	10.0	0	0	-	0	0	0	0	0	0	0
12/30	Det.	L	1/1	5	2	3	1.0	2.0	0	0	-	0	0	0	0	0	0	0
Totals			16/7	41	28	13	10.5	69.5	0	0	-	0	0	0	0	0	0	0

2017, GREEN BAY (7-9)

Date	Opp.	W/L	GP/GS	TACKLES					INTERCEPTIONS					FUMBLES				
				Total	Solo	Asst.	Sacks	Yds.	No.	Yds.	Lg.	TD	PD	FF	FR	Yds.		
9/10	Sea.	W	1/0	0	0	0	0.0	0.0	0	0	-	0	0	0	0	1	0	0
9/17	at Atl.	L	1/0	0	0	0	0.0	0.0	0	0	-	0	0	0	0	0	0	0
9/24	Cin.	W	1/0	1	0	1	0.0	0.0	0	0	-	0	0	0	0	0	0	0
9/28	Chi.	W	1/0	0	0	0	0.0	0.0	0	0	-	0	0	0	0	0	0	0
10/8	at Dal.	W	1/0	0	0	0	0.0	0.0	0	0	-	0	0	0	0	0	0	0
10/15	at Min.	L	1/0	2	1	1	0.0	0.0	0	0	-	0	0	0	0	0	0	0
10/22	NO	L	1/0	2	1	1	0.0	0.0	0	0	-	0	0	0	0	0	0	0
11/6	Det.	L	1/0	2	0	2	0.0	0.0	0	0	-	0	0	0	0	0	0	0
11/12	at Chi.	W	1/0	1	1	0	0.0	0.0	0	0	-	0	0	0	0	0	0	0
11/19	Bal.	L	1/0	5	4	1	1.0	8.0	0	0	-	0	0	0	0	0	0	0
11/26	at Pit.	L	1/1	2	2	0	0.0	0.0	0	0	-	0	0	0	0	0	0	0
12/3	TB	W	1/0	2	2	0	0.0	0.0	0	0	-	0	0	0	0	0	0	0
12/10	at Cle.	W	1/0	2	2	0	1.0	0.0	0	0	-	0	0	0	0	0	0	0
12/17	at Car.	L	1/0	0	0	0	0.0	0.0	0	0	-	0	0	0	0	0	0	0
12/23	Min.	L	1/1	3	3	0	1.0	4.0	0	0	-	0	0	0	0	0	0	0
12/31	at Det.	L	1/0	2	2	0	0.0	0.0	0	0	-	0	0	0	0	0	0	0
Totals			16/2	24	18	6	3.0	12.0	0	0	-	0	0	0	0	1	0	0

FACKRELL

KYLER FACKRELL GAME-BY-GAME

2016, GREEN BAY (10-6)

Date	Opp.	W/L	GP/GS	TACKLES					INTERCEPTIONS					FUMBLES			
				Total	Solo	Asst.	Sacks	Yds.	No.	Yds.	Lg.	TD	PD	FF	FR	Yds.	
9/11	at Jac.	W	1/0	0	0	0	0.0	0.0	0	0	-	0	0	0	0	0	0
9/18	at Min.	L	1/0	1	1	0	0.0	0.0	0	0	-	0	0	0	0	0	
9/25	Det.	W	1/0	1	1	0	1.0	9.0	0	0	-	0	0	0	0	0	
10/9	NYG	W	1/0	3	2	1	1.0	6.0	0	0	-	0	0	1	0	0	
10/16	Dal.	L	1/0	0	0	0	0.0	0.0	0	0	-	0	0	0	0	0	
10/20	Chi.	W	1/0	0	0	0	0.0	0.0	0	0	-	0	0	0	0	0	
10/30	at Atl.	L	1/0	0	0	0	0.0	0.0	0	0	-	0	0	0	0	0	
11/6	Ind.	L	1/0	3	3	0	0.0	0.0	0	0	-	0	1	0	0	0	
11/13	at Ten.	L	1/0	1	1	0	0.0	0.0	0	0	-	0	0	0	0	0	
11/20	at Was.	L	1/0	0	0	0	0.0	0.0	0	0	-	0	0	0	0	0	
11/28	at Phi.	W															
12/4	Hou.	W															
12/11	Sea.	W															
12/18	at Chi.	W	1/0	0	0	0	0.0	0.0	0	0	-	0	0	0	0	0	
12/24	Min.	W	1/0	0	0	0	0.0	0.0	0	0	-	0	0	0	0	0	
1/1/17	at Det.	W	1/0	0	0	0	0.0	0.0	0	0	-	0	0	0	0	0	
Totals			13/0	9	8	1	2.0	15.0	0	0	-	0	1	1	0	0	
POSTSEASON																	
1/8/17	NYG	W	0	0	0	0.0	0.0	0	0	-	0	0	0	0	0	0	
1/15/17	at Dal.	W	0	0	0	0.0	0.0	0	0	-	0	0	0	0	0	0	
1/22/17	at Atl.	L	0	0	0	0.0	0.0	0	0	-	0	0	0	0	0	0	
Totals			3/0	0	0	0.0	0.0	0	0	-	0	0	0	0	0	0	



CLELIN FERRELL

99

POSITION: Defensive End
HT/WT: 6-4/265
ACQUIRED: D1a-'19
BORN: 05/17/97

NFL SEASON: 4
RAIDERS SEASON: 4
COLLEGE: Clemson
HOMETOWN: Richmond, Va.

TRANSACTIONS: Selected by Oakland Raiders in the first round (fourth overall) of the 2019 NFL Draft, April 25, 2019.

CAREER: Versatile defensive end enters his fourth year with the Silver and Black after originally being drafted by the club fourth overall in the 2019 NFL Draft. ...Appeared in 16 games in 2021, recording 12 tackles (six solo), 1.5 sacks and one pass defended. ... In 2020, started in 11 appearances, missing five due to COVID-19 and injury, recording 27 stops (18), two sacks, two forced fumbles and three passes defended. ...As a rookie in 2019, started in all 15 appearances made and recorded 38 stops (24), 4.5 sacks, one fumble recovered and five passes defended. ...His 4.5 sacks as a rookie rank eighth-most in Raiders lore among rookies. ...Career totals include 42 games played with 26 starts, 77 tackles (48), eight sacks, nine passes defended, two forced fumbles and one fumble recovery.

AT A GLANCE

- Started in all of his 11 appearances in 2020, posting 27 tackles (18 solo), two sacks, a career-high two forced fumbles and three passes defended.
- Ranked tied for eighth among rookies in Raiders lore with 4.5 sacks in his rookie campaign.
- A prolific three-year starter at Clemson from 2016-18 who started in all 44 appearances and helped the school capture two National Championships in 2016 and 2018.

2021: Appeared in 16 games, recording 12 tackles (six solo), 1.5 sacks and one pass defended...**(9/13) vs. Bal.:** Inactive...**(9/19) at Pit.:** Appeared in a reserve role on defense...**(9/26) vs. Mia.:** Recorded one tackle in a reserve role on defense...**(10/4) at LAC:** Recorded one tackle on defense...**(10/10) vs. Chi.:** Saw action in a reserve role on both defense and special teams...**(10/17) at Den.:** Recorded one tackle on defense and appeared on special teams...**(10/24) vs. Phi.:** Appeared on defense in a reserve role...**(11/7) at NYG:** Appeared exclusively on defense...**(11/14) vs. KC:** Appeared in a reserve role and recorded one tackle and one pass defended...**(11/21) vs. Cin.:** Recorded one tackle on defense...**(11/25) at Dal.:** Finished with one stop on special teams...**(12/5) vs. Was.:** Recorded one tackle on defense...**(12/12) at KC:** Recorded his first sack of the season, taking down Patrick Mahomes for a loss of three yards...Finished with three tackles (two)...**(12/20) at Cle.:** Recorded two tackles on defense and added one stop on special teams...**(12/26) vs. Den.:** Saw action on both defense and special teams...**(1/2/22) at Ind.:** Appeared in a reserve role on defense and special teams...**(1/9/22) vs. LAC:** Recorded one tackle and split a sack with DT Quinton Jefferson in the win...**Postseason: (1/15/22) at Cin.:** Saw action on defense and special teams in his first postseason appearance.

2020: Started in all 11 appearances, missing five due to COVID-19 and injury...Posted 27 tackles (18 solo), two sacks, two forced fumbles and three passes defended...**(9/13) at Car.:** Recorded two tackles...**(9/21) vs. NO:** Started at defensive end and also appeared on special teams...**(9/27) at NE:** Logged four tackles...**(10/4) vs. Buf.:** Posted one tackle...**(10/11) at KC:** Talled three tackles and one pass defended...**(10/25) vs. TB:** Totaled three tackles, including one for loss...Also appeared on special teams...**(11/1) at Cle.:** Registered one tackle...**(11/8) at LAC:** Collected three tackles (two), including one for loss...**(11/15) vs. Den.:** Posted one tackle for loss...**(12/6) at NYJ:** Finished with a season-high six tackles (four), two sacks, one pass defended and two forced fumbles...Recorded his first sack of the season, forcing a fumble by QB Sam Darnold which was recovered by DT Johnathan Hankins with 7:04 remaining in the second quarter...Registered his second strip-sack Darnold, which was recovered by DE Maxx Crosby...Became only the second player in the NFL to record two sack-fumbles in a game this past season...Became the first Raider to record two strip sacks in a game since 2005...Recorded his second career multi-sack game and first since Week 10 of the 2019 season vs. Chargers...**(12/13) vs. Ind.:** Collected one tackle before exiting the game in the first half due to a shoulder injury that forced him to miss the remainder of the campaign.

2019: Started 15 games in his rookie campaign and compiled 38 tackles (24 solo), 4.5 sacks, one fumble recovery and five passes defended...Finished tied for eighth in the NFL among rookies with 4.5 sacks on the season...His 4.5 sacks are also tied for eighth among rookies in Raiders lore...Recorded the third-best single-game sack performance (2.5) by a rookie in franchise history in Week 10...Combined with DE Maxx Crosby to compile the most rookie sacks (14.5) by a team in 2019...**(9/9) vs. Den.:** Started in his NFL debut and recorded three tackles (one), including two for loss, one sack and one pass defended...Registered his first career sack by taking down QB Joe Flacco for a loss of seven yards...**(9/15) vs. KC:** Recorded three tackles (two), including one for loss...**(9/22) at Min.:** Totaled three tackles (two) and one pass defended...**(9/29) at Ind.:** Notched one tackle...**(10/20) at GB:** Started at defensive end in his return to the lineup...**(10/27) at Hou.:** Talled one tackle and one pass defended...**(11/3) vs. Det.:** Registered four tackles (three)...**(11/7) vs. LAC:** Finished with career highs in tackles (eight) and sacks (2.5)...His performance ranks third among Raiders rookie single-game sack leaders in franchise history...**(11/17) vs. Cin.:** Recorded one tackle and one pass defended...**(1/24) at NYJ:** Totaled three tackles...**(12/1) at KC:** Registered three tackles...**(12/8) vs. Ten.:** Notched one tackle...**(12/15) vs. Jac.:** Recorded three tackles (one), including one for loss...**(12/22) at LAC:** Finished with two tackles for loss and one sack...**(12/29) at Den.:** Notched two tackles, including one for loss, and recorded his first career fumble recovery.

COLLEGE: Three-year starter at Clemson (2016-18) who started in all 44 appearances during his career...A Ted Hendricks Award honoree, two-time first-team All-American, ACC Defensive Player of the Year and a permanent team captain...His 44 starts were the most by any defensive end or linebacker in school history...Over his career, tallied 166 tackles, including 50 for loss, 27 sacks, while adding seven passes defended, five forced fumbles and two fumble recoveries...His 27 career sacks ranked tied for fourth-most in school history...Started in all 15 contests in 2018...Won the Ted Hendricks Award, given to the nation's top defensive end and was a semifinalist for the Bednarik Award...Consensus first-team All-American, earning selections by AFCA, the Associated Press, Sporting News and Walter Camp...Earned first-team All-ACC honors and was named the ACC Defensive Player of the Year en route to helping the Tigers capture their second national title in the last three seasons...Credited with 55 tackles, 20 for loss, 11.5 sacks, four passes defended, three forced fumbles and two fumble recoveries, including one for a TD...In 2017, was one of the five finalists for the Ted Hendricks Award and earned first-team All-American honors by AP and Sports on Earth...Became just the third freshman or sophomore in school history to earn first-team All-American honors...Named second-team All-American by The All-American, CBS Sports, Football Writers Association,

Rivals, Sporting News, Sports Illustrated and USA Today...Earned first-team All-ACC recognition by AP and Phil Steele...Started in all 14 contests, racking up 66 tackles, including 18 for loss, 9.5 sacks, one pass defended and two forced fumbles...Finished second in the ACC in sacks and tackles for loss...In 2016, shared Defensive Rookie of the Year honors with DT Dexter Lawrence...Recorded 45 tackles, including 12.5 for loss, while adding a team-best 24 quarterback pressures in 15 starts...Redshirted as a freshman in 2015...Graduated with a sports communications degree.

PERSONAL: Attended Benedictine College Preparatory in Richmond, Va. ...Was rated the No. 115 player and No. 7 defensive end in the nation in addition to be ranked as the No. 5 player in Virginia by 247Sports...Ranked the No. 135 player and No. 6 defensive end in the nation by Rivals.com...Ranked as the No. 136 player in the nation by ESPN.com...Was invited to the Under Armour All-American Game, but could not participate due to injury...Recorded 60 tackles, including 26 for loss, and 11.5 sacks as a junior, earning All-State honors...Also played two years of basketball...Last name pronounced FURL.

ADDITIONAL STATISTICS: Special Teams Tackles – 2 in 2021; NFL Totals: 2.

SINGLE-GAME HIGHS: TACKLES: Total – 8, 11/7/19 vs. LAC. Solo – 5, 11/7/19 vs. LAC. Sacks – 2.5, 11/7/19 vs. LAC. Forced Fumbles – 2, 12/6/20 at NYJ. Fumble Recovered – 1, 12/29/19 at Den. Passes Defensed – 1, eight times; last: 12/6/20 at NYJ.

CLELIN FERRELL'S CAREER STATISTICS

Year	Team	GP	GS	TACKLES				INTERCEPTIONS				FUMBLES				
				Total	Solo	Asst.	Sacks	Yds.	No.	Yds.	Lg.	TD	PD	FF	FR	Yds.
2019	Oakland	15	15	38	24	14	4.5	35.0	0	0	-	0	5	0	1	0
2020	Las Vegas	11	11	27	18	9	2.0	7.0	0	0	-	0	3	2	0	0
2021	Las Vegas	16	0	12	6	6	1.5	8.0	0	0	-	0	1	0	0	0
Totals		42	26	77	48	29	8.0	50.0	0	0	-	0	9	2	1	0
POSTSEASON																
2021	Las Vegas	1	0	0	0	0	0.0	0.0	0	0	-	0	0	0	0	0
Totals		1	0	0	0	0	0.0	0.0	0	0	-	0	0	0	0	0

CLELIN FERRELL GAME-BY-GAME

2021, LAS VEGAS (10-7)

Date	Opp.	W/L	GP/GS	TACKLES				INTERCEPTIONS				FUMBLES				
				Total	Solo	Asst.	Sacks	Yds.	No.	Yds.	Lg.	TD	PD	FF	FR	Yds.
9/13	Bal.	W		(INACTIVE)												
9/19	at Pit.	W	1/0	1	0	1	0.0	0.0	0	0	-	0	0	0	0	0
9/26	Mia.	W	1/0	1	1	0	0.0	0.0	0	0	-	0	0	0	0	0
10/4	at LAC	L	1/0	0	0	0	0.0	0.0	0	0	-	0	0	0	0	0
10/10	Chi.	L	1/0	1	1	0	0.0	0.0	0	0	-	0	0	0	0	0
10/17	at Den.	W	1/0	0	0	0	0.0	0.0	0	0	-	0	0	0	0	0
10/24	Phi.	W	1/0	0	0	0	0.0	0.0	0	0	-	0	0	0	0	0
11/7	at NYG	L	1/0	0	0	0	0.0	0.0	0	0	-	0	0	0	0	0
11/14	KC	L	1/0	1	0	1	0.0	0.0	0	0	-	0	1	0	0	0
11/21	Cin.	L	1/0	1	1	0	0.0	0.0	0	0	-	0	0	0	0	0
11/25	at Dal.	W	1/0	0	0	0	0.0	0.0	0	0	-	0	0	0	0	0
12/5	Was.	L	1/0	1	0	1	0.0	0.0	0	0	-	0	0	0	0	0
12/12	at KC	L	1/0	3	2	1	1.0	3.0	0	0	-	0	0	0	0	0
12/20	at Cle.	W	1/0	2	1	1	0.0	0.0	0	0	-	0	0	0	0	0
12/26	Den.	W	1/0	0	0	0	0.0	0.0	0	0	-	0	0	0	0	0
1/2/22	at Ind.	W	1/0	0	0	0	0.0	0.0	0	0	-	0	0	0	0	0
1/9/22	LAC	W	1/0	1	0	1	0.5	5.0	0	0	-	0	0	0	0	0
Totals			16/0	12	6	6	1.5	8.0	0	0	-	0	1	0	0	0
POSTSEASON																
1/15/22	at Cin.	L	1/0	0	0	0	0.0	0.0	0	0	-	0	0	0	0	0
Totals			1/0	0	0	0	0.0	0.0	0	0	-	0	0	0	0	0

CLELIN FERRELL GAME-BY-GAME

2020, LAS VEGAS (8-8)

Date	Opp.	W/L	GP/GS	TACKLES				INTERCEPTIONS				FUMBLES				
				Total	Solo	Asst.	Sacks	Yds.	No.	Yds.	Lg.	TD	PD	FF	FR	Yds.
9/13	at Car.	W	1/1	3	0	3	0.0	0.0	0	0	-	0	1	0	0	0
9/21	NO	W	1/1	0	0	0	0.0	0.0	0	0	-	0	0	0	0	0
9/27	at NE	L	1/1	4	4	0	0.0	0.0	0	0	-	0	0	0	0	0
10/4	Buf.	L	1/1	1	1	0	0.0	0.0	0	0	-	0	0	0	0	0
10/11	at KC	W	1/1	3	3	0	0.0	0.0	0	0	-	0	1	0	0	0
10/25	TB	L	1/1	3	3	0	0.0	0.0	0	0	-	0	0	0	0	0
11/1	at Cle.	W	1/1	1	0	1	0.0	0.0	0	0	-	0	0	0	0	0
11/8	at LAC	W	1/1	3	2	1	0.0	0.0	0	0	-	0	0	0	0	0
11/15	Den.	W	1/1	1	1	0	0.0	0.0	0	0	-	0	0	0	0	0
11/22	KC	L		(RESERVE/COVID-19 LIST)												
11/29	at Atl.	L		(INACTIVE)												
12/6	at NYJ	W	1/1	7	4	3	2.0	7.0	0	0	-	0	1	2	0	0
12/13	Ind.	L	1/1	1	0	1	0.0	0.0	0	0	-	0	0	0	0	0
12/17	LAC	L		(INACTIVE - SHOULDER)												
12/26	Mia.	L		(INACTIVE - SHOULDER)												
1/3/21	at Den.	W		(RESERVE/INJURED LIST - SHOULDER)												
Totals			11/11	27	18	9	2.0	7.0	0	0	-	0	3	2	0	0

2019, OAKLAND (7-9)

Date	Opp.	W/L	GP/GS	TACKLES				INTERCEPTIONS				FUMBLES				
				Total	Solo	Asst.	Sacks	Yds.	No.	Yds.	Lg.	TD	PD	FF	FR	Yds.
9/9	Den.	W	1/1	3	1	2	1.0	7.0	0	0	-	0	1	0	0	0
9/15	KC	L	1/1	3	2	1	0.0	0.0	0	0	-	0	0	0	0	0
9/22	at Min.	L	1/1	3	2	1	0.0	0.0	0	0	-	0	1	0	0	0
9/29	at Ind.	W	1/1	1	0	1	0.0	0.0	0	0	-	0	0	0	0	0
10/6	Chi.	W		(INACTIVE - CONCUSSION)												
10/20	at GB	L	1/1	0	0	0	0.0	0.0	0	0	-	0	0	0	0	0
10/27	at Hou.	L	1/1	1	1	0	0.0	0.0	0	0	-	0	1	0	0	0
11/3	Det.	W	1/1	4	3	1	0.0	0.0	0	0	-	0	0	0	0	0
11/7	LAC	W	1/1	8	5	3	2.5	14.0	0	0	-	0	1	0	0	0
11/17	Cin.	W	1/1	1	1	0	0.0	0.0	0	0	-	0	1	0	0	0
11/24	at NYJ	L	1/1	3	0	3	0.0	0.0	0	0	-	0	0	0	0	0
12/1	at KC	L	1/1	3	3	0	0.0	0.0	0	0	-	0	0	0	0	0
12/8	Ten.	L	1/1	1	1	0	0.0	0.0	0	0	-	0	0	0	0	0
12/15	Jac.	L	1/1	3	1	2	0.0	0.0	0	0	-	0	0	0	0	0
12/22	at LAC	W	1/1	2	2	0	1.0	14.0	0	0	-	0	0	0	0	0
12/29	at Den.	L	1/1	2	2	0	0.0	0.0	0	0	-	0	0	0	1	0
Totals			15/15	38	24	14	4.5	35.0	0	0	-	0	5	0	1	0



TYREE GILLESPIE

37

POSITION: Safety
HT/WT: 6-0/207
ACQUIRED: D4-'21
BORN: 09/05/97

NFL SEASON: 2
RAIDERS SEASON: 2
COLLEGE: Missouri
HOMETOWN: Ocala, Fla.

TRANSACTIONS: Selected by Las Vegas Raiders in the fourth round (143rd overall) of the 2021 NFL Draft, May 1, 2021.

2021: Promising defensive back played in 11 games during his rookie season, appearing primarily on special teams and recording six stops with the unit...Spent five weeks on the Reserve/Injured list...(9/13) vs. Bal.: Made his NFL debut, appearing exclusively on special teams...(9/19) at Pit.: Saw action in a reserve role on defense...Also appeared on special teams, assisting on one stop with the unit...(9/26) vs. Mia.: Appeared on both defense and special teams...Assisted on two tackles on defense...(10/4) at LAC: Saw action exclusively on special teams, recording a tackle...(10/10) vs. Chi.: Appeared in a reserve role on special teams...(10/17) at Den.: Made one stop on special teams...(10/24) vs. Phi.: Saw action exclusively on special teams...(11/7) at NYG: Appeared exclusively on special teams, recording one stop with the unit...(11/14) vs. KC: Inactive...(12/26) vs. Den.: Returned from Injured Reserve, recording one stop on special teams...Also appeared in a limited role on defense...(1/2/22) at Ind.: Saw action exclusively on special teams...(1/9/22) vs. LAC: Appeared exclusively on special teams in the win...
Postseason: (1/15/22) at Cin.: Made postseason debut, seeing action exclusively on special teams.

AT A GLANCE

- Played in 11 games as a rookie, seeing action primarily on special teams and totaling six tackles.
- Drafted by the Raiders in the fourth round of the NFL Draft (143rd overall) after playing four years at Missouri, appearing in 41 career games with 27 starts.
- Collegiate career totals included 146 tackles (107 solo), 6.5 tackles for loss, two sacks, 12 passes defended and one forced fumble.

COLLEGE: Played four years at Missouri (2017-20), appearing in 41 games with 27 starts...Recorded 146 tackles (107 solo), 6.5 tackles for loss, two sacks, 12 passes defended and one forced fumble...As a senior in 2020, recorded 46 tackles (36), one tackle for loss and four passes defended...Recorded eight tackles and one pass defended against No. 2 Alabama...Totaled eight tackles and two passes defended at Florida...As a junior, finished second on the team with 50 tackles (34), adding four tackles for loss, one sack, seven passes defended and one forced fumble...Recorded seven tackles at Wyoming...Had one sack and two passes defended against South Carolina...Finished with a career-high nine tackles against Ole Miss...Totaled five tackles, two for loss and one pass defended at Kentucky...Registered six tackles, including one for loss, and one pass defended at Georgia...Finished with five tackles against Tennessee...As a sophomore in 2018, finished third on the team with 48 tackles (37), adding one tackle for loss, one sack and one pass defended...Recorded six tackles, including one quarterback hit, at Alabama...Finished with seven tackles against Vanderbilt...Totaled seven tackles, 1.5 tackles for loss and one sack at Tennessee...Had four tackles against Arkansas...Recorded six tackles in the Liberty Bowl against Oklahoma State...In 2016, played in seven games as a true freshman, appearing primarily on special teams.

PERSONAL: Attended Vanguard High School in Ocala, Fla. ...Played both safety and tailback, while also appearing on special teams...As a senior in 2016, recorded 40 tackles and two INTs, with one pick six on defense, while adding 39 carries for 555 yards and seven TDs...Also returned a punt for a 43-yard TD...Led his team to a 10-2 record and an appearance in the regional finals in Class 6.

ADDITIONAL STATISTICS: Special teams tackles – 6 in 2021.

SINGLE-GAME HIGHS: TACKLES: Total – 2, 9/26/21 vs. Mia.

TYREE GILLESPIE'S CAREER STATISTICS

Year	Team	GP	GS	TACKLES					INTERCEPTIONS				FUMBLES				
				Total	Solo	Asst.	Sacks	Yds.	No.	Yds.	Lg.	TD	PD	FF	FR	Yds.	
2021	Las Vegas	11	0	2	0	2	0.0	0.0	0	0	-	0	0	0	0	0	0
Totals		11	0	2	0	2	0.0	0.0	0	0	-	0	0	0	0	0	0
POSTSEASON																	
2021	Las Vegas	1	0	0	0	0	0.0	0.0	0	0	-	0	0	0	0	0	0
Totals		1	0	0	0	0	0.0	0.0	0	0	-	0	0	0	0	0	0

GILLESPIE

TYREE GILLESPIE GAME-BY-GAME

2021, LAS VEGAS (10-7)

Date	Opp.	W/L	GP/GS	TACKLES					INTERCEPTIONS				FUMBLES					
				Total	Solo	Asst.	Sacks	Yds.	No.	Yds.	Lg.	TD	PD	FF	FR	Yds.		
9/13	Bal.	W	1/0	0	0	0	0.0	0.0	0	0	-	0	0	0	0	0	0	
9/19	at Pit.	W	1/0	0	0	0	0.0	0.0	0	0	-	0	0	0	0	0	0	
9/26	Mia.	W	1/0	2	0	2	0.0	0.0	0	0	-	0	0	0	0	0	0	
10/4	at LAC	L	1/0	0	0	0	0.0	0.0	0	0	-	0	0	0	0	0	0	
10/10	Chi.	L	1/0	0	0	0	0.0	0.0	0	0	-	0	0	0	0	0	0	
10/17	at Den.	W	1/0	0	0	0	0.0	0.0	0	0	-	0	0	0	0	0	0	
10/24	Phi.	W	1/0	0	0	0	0.0	0.0	0	0	-	0	0	0	0	0	0	
11/7	at NYG	L	1/0	0	0	0	0.0	0.0	0	0	-	0	0	0	0	0	0	
11/14	KC	L																
(INACTIVE - HAMSTRING)																		
11/21	Cin.	L																
(RESERVE/INJURED LIST - HAMSTRING)																		
11/25	at Dal.	W																
(RESERVE/INJURED LIST - HAMSTRING)																		
12/5	Was.	L																
(RESERVE/INJURED LIST - HAMSTRING)																		
12/12	at KC	L																
(RESERVE/INJURED LIST - DESIGNATED FOR RETURN - HAMSTRING)																		
12/20	at Cle.	W																
(RESERVE/INJURED LIST - DESIGNATED FOR RETURN - HAMSTRING)																		
12/26	Den.	W	1/0	0	0	0	0.0	0.0	0	0	-	0	0	0	0	0	0	
1/2/22	at Ind.	W	1/0	0	0	0	0.0	0.0	0	0	-	0	0	0	0	0	0	
1/9/22	LAC	W	1/0	0	0	0	0.0	0.0	0	0	-	0	0	0	0	0	0	
Totals				11/0	2	0	2	0.0	0.0	0	0	-	0	0	0	0	0	0
POSTSEASON																		
1/15/22	at Cin.	L	1/0	0	0	0	0.0	0.0	0	0	-	0	0	0	0	0	0	
Totals				1/0	0	0	0	0.0	0.0	0	0	-	0	0	0	0	0	0



DENZELLE GOOD

71

POSITION: Guard/Tackle
HT/WT: 6-5/340
ACQUIRED: W-'18 (Ind.)
BORN: 03/08/91

NFL SEASON: 8
RAIDERS SEASON: 5
COLLEGE: Mars Hill
HOMETOWN: Gaffney, S.C.

TRANSACTIONS: Selected by Indianapolis Colts in the seventh round (255th overall) of the 2015 NFL Draft, May 2, 2015...Waived by Colts, Dec. 1, 2018...Claimed via waivers by Oakland Raiders, Dec. 3, 2018...Re-signed by Raiders as a free agent, March 2, 2019...Re-signed by Las Vegas Raiders as an unrestricted free agent, March 24, 2021.

CAREER: Versatile offensive lineman enters his eighth season in the NFL and his fifth season with the Silver and Black...Originally a seventh-round selection by the Indianapolis Colts in the 2015 NFL Draft...Made a career high 14 starts at multiple positions along the offensive line in 2020...Played in all 16 games for the first time in his career in 2019, making five starts...In 2018, appeared in four games and made three starts in his first season with the Raiders...In 2017, appeared in six games and made five starts for the Colts after spending the first portion of the season on the Reserve/Injured List...In 2016, appeared in 12 games and made 10 starts...Played in six contests in his rookie campaign, making four starts...Over his six-year career, has appeared in 62 games at both guard and tackle and made 43 starts.

AT A GLANCE

- Has appeared in 62 games at both guard and tackle and made 43 starts over his seven-year career.
- Started a career-high 14 contests in 2020 to help the Raiders rank eighth in the NFL in total offense, averaging 383.3 yards per game.
- In 2015, became only the third player from Mars Hill to be drafted into the NFL and first since 2003.

2021: Appeared in one game before being placed on the Reserve/Injured List for the remainder of the season...(9/13) vs. Bal.: Started at right guard before exiting early with an injury.

2020: Appeared in 15 games with 14 starts at multiple positions along the line, proving to be a versatile piece to the Raiders offense...Helped pave the way as the Raiders ranked eighth in the NFL in total offense, averaging 383.3 yards per game...Part of an offensive line that finished 10th in the league with fewest sacks allowed (28)...(9/13) at Car.: Saw extensive action at right tackle due to injuries on the offensive line, helping the team post their first clean sheet of the season...For the fourth time since the 1970 AFL-NFL Merger, the Raiders' offense did not surrender a sack in the season opener...Helped QB Derek Carr record his 19th career fourth-quarter comeback while paving the way for RB Josh Jacobs to become the first player in franchise history to rush for three TDs in a season opener...(9/21) vs. NO: Started at right tackle and was part of an offensive line that paved the way for 116 yards on the ground...Protected Carr as he registered his 19th career three-TD performance, tying QB Daryle Lamonica for second-most such games in club history...(9/27) at NE: Started at right tackle and was part of an offensive line that helped Carr move into sole possession of second place for most TD passes (149) and multi-TD games (43) in franchise history...(10/4) vs. Buf.: Started at left guard and was part of an offensive line that helped Carr set a franchise record with 151 career passing TDs while recording a passer rating of 100.0 (107.3) for the fourth consecutive game for the first time in his career...(10/11) at KC: Started at left guard and was part of an offensive line that helped the Raiders gain 490 total net yards on offense with 140 yards on the ground...Allowed time for Carr to become the first Raider with 300 passing yards against the Chiefs since QB Rich Gannon in 2002 and tie QB Ken Stabler for the most games with three-plus passing TDs in franchise history (20)...(10/25) vs. TB: Started at left guard and was part of an offensive line that allowed Carr to surpass QB Tony Romo for second-most completions (2,272) by a player through his first 100 starts in NFL history...(11/1) at Cle.: Started at left guard and was part of an offensive line that paved the way for a season-high 208 rushing yards on 45 attempts, their most rush attempts since Dec. 16, 2012 vs. Kansas City...Helped Jacobs become the first Raiders running back to record 30 attempts in a single game for the first time since Dec. 16, 2012 (RB Darren McFadden), while recording a career-high 128 rushing yards...(11/8) at LAC: Started at left guard and was part of an offensive line that helped the Raiders record two rushing TDs of 10-plus yards in the same game for the first time since Week 2 in 2017, while allowing time for Carr to pass for two TDs on the day to surpass Lamonica for most career games with multiple TD passes in franchise history (47)...(11/15) vs. Den.: Started at left guard and was part of an offensive line that helped the Raiders total over 200 rushing yards for the second time this season, the first time recording multiple games in a season with at least 200 rushing yards since 2016, while also recording four rushing TDs in a single game for just the second time in the last 10 seasons and the fifth time since 2000...(11/22) vs. KC: Started at left guard and was part of an offensive line that allowed Carr to surpass 25,000 passing yards for his career, joining QB Russell Wilson as the only players in NFL history with 25,000 passing yards and fewer than 70 INTs in their first seven seasons...Also helped surrender zero sacks on the day...(11/29) at Atl.: Started at left guard and helped the offense total 243 yards...(12/6) at NYJ: Started at left guard and was part of an offensive line that allowed Carr to pass for 381 yards and three TDs, while recording his 20th career fourth-quarter comeback to set a new NFL record for most fourth-quarter comebacks in league history through a player's first seven seasons...(12/13) vs. Ind.: Started at left guard and allowed Carr to throw for over 300 yards for the fourth time on the season while surrendering zero sacks...(12/17) vs. LAC: Started at left guard and allowed QB Marcus Mariota to rush for 88 yards, the fourth-most in Raiders history by a quarterback and the most since 2013...Paved the way for the offense to total 41 carries for 173 rushing yards, marking the fourth time this season the team has totaled over 150 rushing yards...(12/26) vs. Mia.: Started at left guard and was part of an offensive line that allowed Carr to throw for over 300 yards for the fifth time on the season while recording his third rushing TD of the year to mark a new career high...Exited the game in the second quarter with an ankle injury.

2019: Played in all 16 games for the first time in his career with five starts, contributing to an offensive line that allowed just 29 sacks on the season, a mark that ranked eighth-fewest in the NFL...Part of a unit that finished as one of just five teams in the league to surren-

GOOD

der zero sacks against four different opponents...(9/9) vs. Den.: Started at right guard, helping the line post their first clean sheet of the season...For just the third time since the 1970 AFL-NFL Merger, the Raiders held their opponent to zero sacks in the season opener...Helped QB Derek Carr finish with an 84.6 completion percentage and a passer rating of 121.0, marking his career high in a season opener...(9/15) vs. KC: Part of an offensive line that paved the way for 129 yards on the ground...Protected Carr as he passed QB Ken Stabler to become the Raiders' all-time leader in passing yards with 19,196...(10/6) vs. Chi.: Started at right guard, helping the line post their second clean sheet of the season...Paved the way for RB Josh Jacobs, who eclipsed the 100-yard mark for the first time in his career, with 123 yards on 26 carries...Helped the offense set season high with 398 yards of total offense...(12/22) at LAC: Started at left guard and was part of an offensive line that helped Carr finish with an 86.7 completion percentage, his highest of the season, and a passer rating of 118.2 to tie Stabler for most games with a passer rating over a 100.0 in franchise history (32)...(12/29) at Den.: Started at left guard, helping Carr record a season-high 391 passing yards, ending the day completing 29-of-46 attempts (63 percent) with one TD for a passer rating of 97.3.

2018 (WITH IND. AND OAK.): Started in three of four games he appeared in for the Silver and Black after signing with the club prior to Week 14...(12/9) vs. Pit.: Made his Raiders debut, appearing exclusively on special teams...(12/16) at Cin.: Made his first start for the Silver and Black at right guard...(12/24) vs. Den.: Started at right guard, helping RB Doug Martin surpass 100 yards on the ground for the first time on the season...Part of an offensive line that surrendered just one sack in the contest, while helping QB Derek Carr extend his INT-less streak to 325 passes over 10 games, the then-longest active streak in the NFL...(12/30) at KC: Started at right guard in the contest, helping Martin record 100 rushing yards to mark his second consecutive game with 100-plus yards on the ground.

2017 (WITH IND.): Appeared in six contests and made five starts for the club at right tackle...(9/10) at LAR: Started at tackle in the season opener...Helped the offense total 225 yards...(11/26) vs. Ten.: Started at right tackle and helped the Colts offense compile 254 total yards...(12/3) at Jac.: Paved the way for the Colts running game, as RB Frank Gore recorded 61 rushing yards, moving him into fourth place for most rushing yards in NFL history...(12/10) at Buf.: Started at right tackle...Part of an offensive line that paved the way for Gore's single-game career-high 36 rushing attempts for 130 rushing yards, marking the most carries by a Colts running back since 2011...(12/14) vs. Den.: Started at right tackle in the contest, helping Gore become the second player in NFL history to record 1,000-plus yards from scrimmage in 12 consecutive seasons.

2016 (WITH IND.): Appeared in 12 games with 10 starts...Helped the offense tie for fifth in passing yards per game, seventh in points scored and 10th in yards per game...Helped RB Frank Gore rush for 1,000 yards, the team's first 1,000-yard rusher since 2007...(9/11) vs. Det.: Allowed QB Andrew Luck to pass for 385 yards and four TDs...(10/9) vs. Chi.: Helped the Colts offense total 396 yards...(10/16) at Hou.: Started at guard, helping Gore surpass 100 yards...(10/23) at Ten.: Allowed Luck to pass for 353 yards and three TDs...(11/6) at GB: Started at guard, allowing Gore to rush for 60 yards and two TDs...(11/20) vs. Ten.: Started at right guard...Helped the offense total 327 yards, as Luck passed for 262 yards and two TDs...(12/5) at NYJ: Paved the way for the Colts offense to compile 421 total yards...(12/24) at Oak.: Part of an offensive line that did not allow a sack and provided time for Luck to pass for 288 yards and two TDs.

2015 (WITH IND.): Appeared in six contests during his rookie campaign and made four starts at right tackle...Part of an offensive line that paved the way for 5,142 yards of net offense...(11/29) vs. TB: Made his NFL debut at right tackle...Provided time for QB Matt Hasselback to pass for 315 yards and two TDs...(12/6) at Pit.: Started at right tackle and helped the offense record 240 yards...(12/13) at Jac.: Started at right tackle and blocked for an offense that generated 322 total yards...(1/3/16) vs. Ten.: Started at right tackle, helping the offense total 127 yards on the ground and allowing Luck to throw for 200 yards through the air.


COLLEGE: Played three seasons (2012-14) at Mars Hill...Participated in the 2015 NFL Regional Combine in Baltimore and Super Regional Combine in Arizona, becoming the only player drafted from the event...Became only the third player drafted from Mars Hill and the first since 2003...Did not allow a sack during his three-year career at Mars Hill...Was a two-time first-team All-South Atlantic Conference selection...In 2014, started in 10 games and earned first-team All-SAC honors...Earned All-SAC honors for the first time as a junior in 2013...Started in all 10 games on the offensive line in 2012...Did not play football in 2011...Did not see game action as a freshman at N.C. State in 2010.

PERSONAL: Attended Gaffney (S.C.) High School...Rated the No. 5 overall prospect in South Carolina...Was a two-time all-area selection and named to the All-Atlantic Region class of 2009 by PrepStar...In 2008, was voted first-team all-state by the Associated Press, Media Poll and HSSR Poll.

ADDITIONAL STATISTICS: Miscellaneous tackles – 1 in 2018, 2 in 2020; NFL totals: 3.

DENZELLE GOOD'S GAMES PLAYED/STARTED

Year	Team	GP	GS
2015	Indianapolis	6	4
2016	Indianapolis	12	10
2017	Indianapolis	6	5
2018	Ind./Oak.	6	4
2019	Oakland	16	5
2020	Las Vegas	15	14
2021	Las Vegas	1	1
Totals		62	43
POSTSEASON			
2021	Las Vegas	0	0
Totals		0	0



HRONISS GRASU

65

POSITION: Center
HT/WT: 6-3/302
ACQUIRED: FA-21
BORN: 08/12/91

NFL SEASON: 7
RAIDERS SEASON: 2
COLLEGE: Oregon
HOMETOWN: Los Angeles, Calif.

TRANSACTIONS: Selected by Chicago Bears in the third round (71st overall) of the 2015 NFL Draft, May 1, 2015... Waived by Bears, Sept. 2, 2018... Signed by Baltimore Ravens as a free agent, Sept. 24, 2018... Waived by Ravens, Nov. 24, 2018... Signed by Miami Dolphins as a free agent, Dec. 12, 2018... Waived by Dolphins, Dec. 21, 2018... Signed by Tennessee Titans as a free agent, Feb. 7, 2019... Released by Titans, Aug. 31, 2019... Re-signed by Titans as a free agent, Sept. 10, 2019... Released by Titans, Oct. 10, 2019... Re-signed by Titans, Oct. 31, 2019... Waived by Titans, Dec. 3, 2019... Claimed via waivers by Ravens, Dec. 4, 2019... Signed by San Francisco 49ers as an unrestricted free agent, Aug. 20, 2020... Released by 49ers, Aug. 20, 2020... Signed by 49ers to practice squad, Sept. 7, 2020... Signed by 49ers to active roster, Sept. 26, 2020... Signed by Las Vegas Raiders to practice squad, Oct. 25, 2021... Signed by Raiders as a reserve/future free agent, Jan. 17, 2022.

CAREER: Veteran interior lineman was signed to the Raiders practice squad during the 2021 season... Has spent time with six teams since being drafted by the Chicago Bears in the third round (71st overall) of the 2015 NFL Draft... Has played in 27 career games with 16 starts in parts of five seasons... Started eight games at center as a rookie for the Bears... Missed the 2016 season due to injury... Played in four games with one start over two years with Baltimore (2018-19)... Played in nine games with three starts for San Francisco in 2020... Has spent also time with Miami and Tennessee.

2021: Signed by Raiders to the practice squad following the team's Week 7 contest... Activated from the practice squad for the Raiders' Week 17 contest at Indianapolis but did not play.

2020 (WITH SF): Played in a career-high nine games with San Francisco... Made three starts at center... Joined team near the end of training camp and began season on the practice squad before being signed to the active roster... (9/13) vs. Ari.: Started at center in the season opener... (10/25) at NE: Started at center and helped 49ers rush for 197 yards and four TDs... Blocked for RB Jeff Wilson, who racked up a career-high 112 yards on the ground with three TDs... (11/1) at Sea.: Started third game of the season at center.

2019 (WITH TEN. AND BAL.): Spent the majority of the season with Tennessee before being claimed via waivers by Baltimore... Inactive for six games and dressed but did not play in two contests with the Titans... Signed by Ravens in December and played in one game... (12/29) vs. Pit.: Saw action on one snap in the season finale... Postseason: (1/11/20) vs. Ten.: Dressed but did not play in AFC Divisional Playoff Game.

2018 (WITH CHI, BAL. AND MIA.): Played in three games with one start for Baltimore... Signed with Ravens after being waived by Chicago... Inactive for four contests with Baltimore... (10/21) vs. NO: Made debut with Ravens and saw action on both offense and special teams... (10/28) at Car.: Started at left guard... Finished season with Miami... Active for one game but did not play.

2017 (WITH CHI.): Played in six games with four starts... Inactive for six games and did not play in three contests... Started consecutive games to close out the regular season... (9/24) vs. Pit.: Made season debut, starting at center.

2016 (WITH CHI.): Spent entire season on the Reserve/Injured list.

2015 (WITH CHI.): Saw action in eight games, all starts, as a rookie... Inactive for eight games... Started six of Chicago's final seven games of the regular season... Played 100 percent of the offensive snaps in seven different contests... (10/11) at KC: Made NFL debut, starting at center.

COLLEGE: Appeared in and started 52 games at center over four seasons at Oregon from 2011-14... Made starts in 50 consecutive contests... Three-time Pac-12 first-team all-conference honoree... Helped Ducks lead the Pac-12 in rushing all four seasons... As a senior in 2014, started 12 games and played a prominent role for an offense that paved the way for Oregon's appearance in the College Football Playoff National Championship... Earned first-team Pac-12 all-conference honors and was named one of six finalists for the Rimington Trophy as the nation's top center for the second consecutive year... Awarded Oregon's Ed Moshofsky Trophy given to the program's outstanding offensive lineman... Earned first-team All-American honors from the Sporting News and Sports Illustrated... Received second-team All-American honors from the Associated Press... Helped Oregon rank third on the country in total offense (547.0 yards per game) and fourth in scoring offense (45.4 points per game)... As a junior in 2013, started all 13 games and anchored an offensive line that led the Pac-12 in rushing (273.5 yards per game), ranked second nationally in total offense (565.0 yards per game) and fourth in the country in scoring (45.5 points per game)... Earned first-team All-American recognition from Sports Illustrated and SB Nation... One of six finalists for the Rimington Trophy as the nation's top center... As a sophomore in 2012, started all 13 games at center... Earned first-team Pac-12 all-conference accolades and was awarded the Ed Moshofsky Trophy... Part of an offensive unit that ranked third in the country in rushing (315.2 yards per game) and second in scoring (49.5 points per game)... As a redshirt freshman in 2011, started 14 games at center and was part of an offensive unit that ranked third in the nation in scoring, fifth in rushing, and sixth in total offense... Earned All-Freshman Second Team recognition by Phil Steele Publications... Redshirted as a true freshman.

PERSONAL: Attended Crespi High School in Encino, Calif... Started on both the offensive and defensive lines... Named first-team all-area on offense by the Los Angeles Daily News in 2010... An All-Serra League selection in 2008... Name is pronounced huh-ROW-ness GRA-sue.

HRONISS GRASU'S GAMES PLAYED/STARTED

Year	Team	GP	GS
2015	Chicago	8	8
2016	Chicago	0	0
2017	Chicago	6	4
2018	Bal./Mia.	3	1
2019	Bal./Ten.	1	0
2020	San Francisco	9	3
2021	Las Vegas	0	0
Totals		27	16
POSTSEASON			
2021	Las Vegas	0	0
Totals		0	0



JOHNATHAN HANKINS

90

POSITION: Defensive Tackle
HT/WT: 6-3/320
ACQUIRED: FA-18
BORN: 03/30/92

NFL SEASON: 10
RAIDERS SEASON: 5
COLLEGE: Ohio State
HOMETOWN: Dearborn Heights, Mich.

TRANSACTIONS: Selected by New York Giants in the second round (49th overall) of the 2013 NFL Draft... Signed by Indianapolis Colts as an unrestricted free agent, April 13, 2017... Released by Colts, March 17, 2018... Signed by Oakland Raiders as a free agent, Sept. 13, 2018... Re-signed by Raiders, March 14, 2019... Re-signed by Raiders as an unrestricted free agent, March 20, 2021... Re-signed by Raiders as an unrestricted free agent, Apr. 1, 2022.

CAREER: Veteran defensive tackle entering his 10th season in the league and fifth with the Silver and Black... Last season, started in 14 games and recorded 38 tackles (15) and one pass defended... In 2020, started all 16 contests and finished with 48 tackles (27), one sack and one fumble recovery... Started all 16 games in 2019, recording 50 tackles (28), 1.5 sacks and one pass defended... Joined the Raiders as a free agent in 2018, making 14 starts and tallying 36 tackles (21) and two fumble recoveries... Spent the 2017 season with the Indianapolis Colts and started in all 15 contests... After being drafted in the second round (49th overall) of the 2013 NFL Draft by the New York Giants, spent his first four seasons with the club... Set a career high in sacks (seven) in 2014... Has appeared in 128 career games with 116 starts, totaling 356 tackles (204), 14.5 sacks, nine passes defended, three forced fumbles and three fumble recoveries.

AT A GLANCE

- Has appeared in 128 career games and made 116 starts, compiling 356 tackles (204 solo), 14.5 sacks, nine passes defended, three forced fumbles and three fumble recoveries over his first nine years in the NFL.
- Since joining the Silver and Black in 2018, has played in 61 games with 60 starts, totaling 172 tackles (91), 13 tackles for loss, 2.5 sacks, two passes defended and three fumble recoveries.
- Recorded career highs with 51 tackles and seven sacks with the Giants in 2014, ranking second-most on the team and the highest total by a Giants DT since 2000.

2021: Started in all 14 games he appeared in, recording 38 tackles (15 solo) and one pass defended... Was inactive for three games due to injury... (9/13) vs. Bal.: Finished with two tackles on defense... (9/19) at Pit.: Started in the contest, seeing action on both defense and special teams... (9/26) vs. Mia.: Started in the win, recording five tackles (two)... (10/4) at LAC: Started and recorded four tackles in the contest... (10/10) vs. Chi.: Finished with one tackle... (10/17) at Den.: Inactive... (10/24) vs. Phi.: Returned to action, finishing with four stops on defense... (11/7) at NYG: Recorded two tackles... (11/14) vs. KC: Started and recorded five tackles (two), including one tackle for loss... (11/21) vs. Cin.: Finished with two tackles... (11/25) at Dal.: Started and finished with three tackles (two) and one pass defended... (12/5) vs. Was.: Appeared on both defense and special teams... (12/12) at KC: Recorded four tackles (three)... (12/20) at Cle.: Totaled a season-high four tackles in the win... (12/26) vs. Den.: Inactive... (1/2/22) at Ind.: Inactive... (1/9/22) vs. LAC: Recorded one tackle in the win... Postseason: (1/15/22) at Cin.: Finished with three tackles (one) in the contest.

2020: Started all 16 games for the fourth time in his career... Finished with 48 tackles (27 solo), one sack and one fumble recovery... (9/13) at Car.: Started at defensive tackle and recorded one solo tackle... (9/21) vs. NO: Recorded two tackles (one)... (9/27) at NE: Started and recorded three tackles (two)... (10/4) vs. Buf.: Started and posted two tackles... (10/11) at KC: Started and recorded two tackles... (10/25) vs. TB: Started and posted three tackles (two)... (11/1) at Cle.: Started at defensive tackle and recorded a season-high four tackles... (11/8) at LAC: Recorded four tackles (three)... (11/15) vs. Den.: Started on defense and notched one tackle... (11/29) at Atl.: Recorded five tackles (three)... (12/6) at NYJ: Started and recorded three tackles... Also recorded his first fumble recovery of the season, picking up a fumble from QB Sam Darnold on a strip sack by DE Clelin Ferrell in the second quarter... (12/13) vs. Ind.: Started and posted four tackles (two)... (12/17) vs. LAC: Started and recorded two tackles (one), registering one quarterback hit... (12/26) vs. Mia.: Started and tallied four tackles and one sack... Registered his first sack of the season, taking down QB Tua Tagovailoa for a loss of nine yards in the fourth quarter... (1/3/21) at Den.: Finished with a season-high seven tackles.

2019: Started all 16 games with the Silver and Black and compiled 50 tackles (28 solo), 1.5 sacks and one pass defended... (9/9) vs. Den.: Started in the season opener and recorded two tackles... (9/15) vs. KC: Totaled five tackles (four) and one pass defended... (9/22) at Min.: Tied for first on the team with eight tackles (three) in the contest... (9/29) at Ind.: Started on defense and also appeared on special teams... (10/6) vs. Chi.: Recorded two tackles, including one tackle for loss... (10/20) at GB: Notched four tackles... (10/27) at Hou.: Registered four tackles (three) and his first sack of the season, taking down QB Deshaun Watson for a loss of three yards... (11/3) vs. Det.: Recorded two tackles (one)... (11/7) vs. LAC: Registered three tackles (one)... (11/17) vs. Cin.: Started on defense and assisted on one tackle... (11/24) at NYJ: Led the defensive line with five tackles (three)... (12/1) at KC: Finished with a team-high five tackles (four) in the contest... (12/8) vs. Ten.: Registered five tackles (three)... (12/15) vs. Jac.: Recorded three tackles (one), including one tackle for loss... (12/22) at LAC: Started at defensive tackle and also appeared on special teams... (12/29) at Den.: Recorded two tackles and combined with DE Maxx Crosby to take down QB Drew Lock for a loss of nine yards.

2018: Signed as a free agent with the Silver and Black ahead of Week 2 and finished the season playing in 15 games for the second consecutive year, while making 14 starts... Tallied 36 tackles (21 solo) and two fumble recoveries... (9/16) at Den.: Saw limited action on defense in his first game with the Silver and Black... (9/23) at Mia.: Played as a rotational player on defense and also appeared on special teams... (9/30) vs. Cle.: Started at defensive tackle... Totaled two tackles and two fumble recoveries... Recorded his first career fumble recovery late in the third quarter, leading to a Raiders TD three plays later... (10/7) at LAC: Saw extensive action on defense, registering two tackles... (10/14) vs. Sea.: Recorded one tackle... Also appeared on special teams... (10/28) vs. Ind.: Finished with a season-high nine tackles, tied for second-most on the team... (11/1) at SF: Recorded four tackles including two tackles for loss... (11/11) vs. LAC: Registered two tackles... (11/18) at Ari.: Recorded two tackles... Also appeared on special teams... (11/25) at Bal.: Notched three tackles (two) and contributed on special teams... (12/2) vs. KC: Recorded two tackles as a rotational player on defense... (12/9) vs. Pit.: Started at defensive tackle and registered three tackles... (12/16) at Cin.: Recorded three tackles (two), including one tackle for loss... (12/24) vs. Den.: Tallied two tackles as a rotational player on defense... (12/30) at KC: Recorded one tackle for loss.

2017 (WITH IND.): In his lone season with the Colts, started in all 15 appearances... Tallied 44 tackles (24 solo), two sacks and three passes defended on the year... (9/10) at LAR: Made his debut with the club, starting at defensive tackle and recording two tackles in the contest... (9/17) vs. Ari.: Started and posted two tackles (one), including one tackle for loss... (9/24) vs. Cle.: Recorded two stops (one) in the club's first victory

of the season...(10/1) at **Sea.**: Recorded four stops (one) and his first sack of the year, good for a 3-yard loss...(10/8) vs. **SF.**: Notched two tackles and his first pass defended of the season...(10/16) at **Ten.**: Posted four stops for the second time in three contests...(11/5) at **Hou.**: Posted two tackles and recorded his second pass defended of the season...(11/12) vs. **Pit.**: Notched three tackles (one) and added a pass defended for the second consecutive game...(11/26) vs. **Ten.**: Recorded four tackles in the start...(12/10) at **Buf.**: Registered a season-high eight tackles (seven)... (12/14) vs. **Den.**: Tallied five stops for the second consecutive game and added one sack...(12/23) at **Bal.**: Recorded one stop in the season finale.

2016 (WITH NYG): Started all 16 games for the second time in his career... Registered 43 tackles (29 solo), eight tackles for loss, three sacks, one forced fumble and one blocked FG...(9/11) at **Dal.**: Started in the season opener and posted five tackles (two)...(9/18) vs. **NO.**: Posted four stops (three), including one tackle for loss...(10/16) vs. **Bal.**: Notched five tackles (four) and posted his first sack on the year, while registering three total stops for loss...(11/20) vs. **Chi.**: Recorded a season-high six tackles (five) and added a half-sack in the contest, good for a 3-yard loss...(11/27) at **Cle.**: Tallied two stops (one), one sack for a 7-yard loss and also recorded a forced fumble...(12/18) vs. **Det.**: Notched five tackles (three) and a half-sack...(11/17) at **Was.**: Posted one tackle in his 16th start of the season... **Postseason:** (1/8/17) at **GB.**: Started in his first career playoff contest and totaled three tackles (two) and one sack.



2015 (WITH NYG): Started in the first nine games of the season and was placed on the Reserve/Injured List for the remainder of the year...Recorded 30 tackles (21 solo), one pass defended and one forced fumble...(9/13) at **Dal.**: Started in the season opener and recorded three stops (one)...(10/4) at **Buf.**: Registered four tackles (three) in the victory...(10/11) vs. **SF.**: Racked up three tackles, including one tackle for loss...(10/19) at **Phi.**: Notched three stops (two) and one pass defended...(11/1) at **NO.**: Collected a season-high seven tackles (five) in the contest.

2014 (WITH NYG): Started all 16 games for the first time in his career, posting a career-high 51 tackles (30 solo), seven sacks, three passes defended and one forced fumble...His 51 tackles were the second most among all NFL 4-3 defensive tackles...His seven sacks on the year ranked second on the team and were the highest total by a Giants defensive tackle since 2000...(9/8) at **Det.**: Recorded five stops (four) in the season opener...(9/14) vs. **Ari.**: Posted six tackles (two) and his first sack of the season, good for an 8-yard loss...(9/21) vs. **Hou.**: Notched a half-sack and one pass defended in the victory...(10/5) vs. **Atl.**: Recorded four tackles (two) and one sack good for a 9-yard loss... Totaled 2.5 sacks in the last four contests...(11/3) vs. **Ind.**: Tallied one tackle and a pass defended...(11/9) at **Sea.**: Recorded four tackles (one) and collected one sack...(11/30) at **Jac.**: Registered two tackles (one) and posted one sack in the contest...(12/14) vs. **Was.**: Collected six stops (five) and recorded a career-high 2.5 sacks...Also recorded one forced fumble.

2013 (WITH NYG): Appeared in 11 contests in his rookie season as a reserve defensive tackle and special teamer, compiling 16 tackles (nine solo)...(10/6) vs. **Phi.**: Made his NFL debut against the Eagles and posted a season-high five tackles, including one for loss...(12/1) at **Was.**: Saw time as a rotational player on the defensive line and recorded two stops (one)...(12/15) vs. **Sea.**: Notched three tackles, marking his third consecutive game recording multiple stops...(12/29) vs. **Was.**: Collected one stop in his rookie finale.

COLLEGE: Played three seasons at Ohio State, starting in 25-of-38 contests and recording 138 tackles (58 solo), five sacks, 16.5 tackles for loss and one fumble recovery...As a junior in 2013, started every game for the Buckeyes and was named All-American Second Team and was an All-Big Ten Conference selection after finishing with 55 tackles (23)...As a sophomore, was named the team's Jack Stephenson Award winner as the club's outstanding defensive lineman...Appeared in all 13 contests for the Buckeyes and was named the team's outstanding first-year player on defense by the coaching staff after totaling 16 tackles (three), one sack and 1.5 tackles for loss...Majored in criminology.

PERSONAL: Attended Southeastern High School in Dearborn Heights, Mich., where he was a two-time all-state selection and a four-year starter...Named All-Detroit City, All-Metro and was a Michigan Blue Chip performer as a two-way lineman...As a senior, led his team to an 11-1 record and division championship after posting 85 tackles and 12 sacks on the season.

SINGLE-GAME HIGHS: TACKLES: Total – 9, 10/28/18 vs. Ind. Solo – 7, 12/10/17 at Buf. Sacks – 2.5, 12/14/14 vs. Was. Forced fumbles – 1, three times; last: 11/27/16 at Cle. Fumble recoveries – 2, 9/30/2018 vs. Cle. Passes defended – 1, nine times; last: 11/25/21 at Dal.

JOHNATHAN HANKINS' CAREER STATISTICS

Year	Team	GP	GS	TACKLES					INTERCEPTIONS				FUMBLES					
				Total	Solo	Asst.	Sacks	Yds.	No.	Yds.	Lg.	TD	PD	FF	FR	Yds.		
2013	New York Giants	11	0	16	9	7	0.0	0.0	0	0	-	0	0	0	0	0	0	
2014	New York Giants	16	16	51	30	21	7.0	53.0	0	0	-	0	3	1	0	0	0	
2015	New York Giants	9	9	30	21	9	0.0	0.0	0	0	-	0	1	1	0	0	0	
2016	New York Giants	16	16	43	29	14	3.0	16.5	0	0	-	0	0	1	0	0	0	
2017	Indianapolis	15	15	44	24	20	2.0	3.0	0	0	-	0	3	0	0	0	0	
2018	Oakland	15	14	36	21	15	0.0	0.0	0	0	-	0	0	0	2	0	0	
2019	Oakland	16	16	50	28	22	1.5	7.5	0	0	-	0	1	0	0	0	0	
2020	Las Vegas	16	16	48	27	21	1.0	9.0	0	0	-	0	0	0	1	0	0	
2021	Las Vegas	14	14	38	15	23	0.0	0.0	0	0	-	0	1	0	0	0	0	
Totals		128	116	356	204	152	14.5	89.0	0	0	-	0	9	3	3	0	0	
POSTSEASON																		
2016	New York Giants	1	1	3	2	1	1.0	1.0	0	0	-	0	0	0	0	0	0	0
2021	Las Vegas	1	1	3	1	2	0.0	0.0	0	0	-	0	0	0	0	0	0	0
Totals		2	2	6	3	3	1.0	1.0	0	0	-	0	0	0	0	0	0	

JOHNATHAN HANKINS GAME-BY-GAME

2021, LAS VEGAS (10-7)

Date	Opp.	W/L	GP/GS	TACKLES					INTERCEPTIONS					FUMBLES				
				Total	Solo	Asst.	Sacks	Yds.	No.	Yds.	Lg.	TD	PD	FF	FR	Yds.		
9/13	Bal.	W	1/1	2	0	2	0.0	0.0	0	0	-	0	0	0	0	0	0	0
9/19	at Pit.	W	1/1	0	0	0	0.0	0.0	0	0	-	0	0	0	0	0	0	0
9/26	Mia.	W	1/1	5	2	3	0.0	0.0	0	0	-	0	0	0	0	0	0	0
10/4	at LAC	L	1/1	4	1	3	0.0	0.0	0	0	-	0	0	0	0	0	0	0
10/10	Chi.	L	1/1	1	1	0	0.0	0.0	0	0	-	0	0	0	0	0	0	0
10/17	at Den.	W		(INACTIVE - HIP)														
10/24	Phi.	W	1/1	5	1	4	0.0	0.0	0	0	-	0	0	0	0	0	0	0
11/7	at NYG		1/1	2	1	1	0.0	0.0	0	0	-	0	0	0	0	0	0	0
11/14	KC	L	1/1	5	2	3	0.0	0.0	0	0	-	0	0	0	0	0	0	0
11/21	Cin.	L	1/1	2	1	1	0.0	0.0	0	0	-	0	0	0	0	0	0	0
11/25	at Dal.	L	1/1	3	2	1	0.0	0.0	0	0	-	0	1	0	0	0	0	0
12/5	Was.	W	1/1	0	0	0	0.0	0.0	0	0	-	0	0	0	0	0	0	0
12/12	at KC	L	1/1	4	3	1	0.0	0.0	0	0	-	0	0	0	0	0	0	0
12/20	at Cle.	L	1/1	4	1	3	0.0	0.0	0	0	-	0	0	0	0	0	0	0
12/26	Den.	W		(INACTIVE - BACK)														
1/2/22	at Ind.	W		(INACTIVE - BACK)														
1/9/22	LAC	W	1/1	1	0	1	0.0	0.0	0	0	-	0	0	0	0	0	0	0
Totals			14/14	38	15	23	0.0	0.0	0	0	-	0	1	0	0	0	0	0
POSTSEASON																		
1/15/22	at Cin.	L	1/1	3	1	2	0.0	0.0	0	0	-	0	0	0	0	0	0	0
Totals			1/1	3	1	2	0.0	0.0	0	0	-	0	0	0	0	0	0	0

2020, LAS VEGAS (8-8)

Date	Opp.	W/L	GP/GS	TACKLES					INTERCEPTIONS					FUMBLES				
				Total	Solo	Asst.	Sacks	Yds.	No.	Yds.	Lg.	TD	PD	FF	FR	Yds.		
9/13	at Car.	W	1/1	1	1	0	0.0	0.0	0	0	-	0	0	0	0	0	0	0
9/21	NO	W	1/1	2	1	1	0.0	0.0	0	0	-	0	0	0	0	0	0	0
9/27	at NE	L	1/1	3	2	1	0.0	0.0	0	0	-	0	0	0	0	0	0	0
10/4	Buf.	L	1/1	2	0	2	0.0	0.0	0	0	-	0	0	0	0	0	0	0
10/11	at KC	W	1/1	2	2	0	0.0	0.0	0	0	-	0	0	0	0	0	0	0
10/25	TB	L	1/1	3	2	1	0.0	0.0	0	0	-	0	0	0	0	0	0	0
11/1	at Cle.	W	1/1	4	4	0	0.0	0.0	0	0	-	0	0	0	0	0	0	0
11/8	at LAC	W	1/1	4	3	1	0.0	0.0	0	0	-	0	0	0	0	0	0	0
11/15	Den.	W	1/1	1	1	0	0.0	0.0	0	0	-	0	0	0	0	0	0	0
11/22	KC	L	1/1	0	0	0	0.0	0.0	0	0	-	0	0	0	0	0	0	0
11/29	at Atl.	L	1/1	5	3	2	0.0	0.0	0	0	-	0	0	0	0	0	0	0
12/6	at NYJ	W	1/1	3	1	2	0.0	0.0	0	0	-	0	0	0	1	0	0	0
12/13	Ind.	L	1/1	4	2	2	0.0	0.0	0	0	-	0	0	0	0	0	0	0
12/17	LAC	L	1/1	3	1	2	0.0	0.0	0	0	-	0	0	0	0	0	0	0
12/26	Mia.	L	1/1	4	4	0	1.0	9.0	0	0	-	0	0	0	0	0	0	0
1/3/21	at Den.	W	1/1	7	0	7	0.0	0.0	0	0	-	0	0	0	0	0	0	0
Totals			16/16	48	27	21	1.0	9.0	0	0	-	0	0	0	1	0	0	0

HANKINS

JOHNATHAN HANKINS GAME-BY-GAME

2014, NEW YORK GIANTS (6-10)

Date	Opp.	W/L	GP/GS	TACKLES				Yds.	INTERCEPTIONS				FUMBLES				
				Total	Solo	Asst.	Sacks		No.	Yds.	Lg.	TD	PD	FF	FR	Yds.	
9/8	at Det.	L	1/1	5	4	1	0.0	0.0	0	0	-	0	0	0	0	0	0
9/14	Ari.	L	1/1	6	2	4	1.0	8.0	0	0	-	0	0	0	0	0	0
9/21	Hou.	W	1/1	4	1	3	0.5	3.0	0	0	-	0	1	0	0	0	
9/25	at Was.	W	1/1	1	0	1	0.0	0.0	0	0	-	0	0	0	0	0	
10/5	Atl.	W	1/1	4	2	2	1.0	9.0	0	0	-	0	1	0	0	0	
10/12	at Phi.	L	1/1	4	4	0	0.0	0.0	0	0	-	0	0	0	0	0	
10/19	at Dal.	L	1/1	3	3	0	0.0	0.0	0	0	-	0	0	0	0	0	
11/3	Ind.	L	1/1	1	1	0	0.0	0.0	0	0	-	0	1	0	0	0	
11/9	at Sea.	L	1/1	4	1	3	1.0	4.0	0	0	-	0	0	0	0	0	
11/16	SF	L	1/1	2	0	2	0.0	0.0	0	0	-	0	0	0	0	0	
11/23	Dal.	L	1/1	5	3	2	0.0	0.0	0	0	-	0	0	0	0	0	
11/30	at Jac.	L	1/1	2	1	1	1.0	11.0	0	0	-	0	0	0	0	0	
12/7	at Ten.	W	1/1	1	1	0	0.0	0.0	0	0	-	0	0	0	0	0	
12/14	Was.	W	1/1	6	5	1	2.5	18.0	0	0	-	0	0	1	0	0	
12/21	at StL.	W	1/1	1	0	1	0.0	0.0	0	0	-	0	0	0	0	0	
12/28	Phi.	L	1/1	2	2	0	0.0	0.0	0	0	-	0	0	0	0	0	
Totals			16/16	51	30	21	7.0	53.0	0	0	-	0	3	1	0	0	

2013, NEW YORK GIANTS (7-9)

Date	Opp.	W/L	GP/GS	TACKLES				Yds.	INTERCEPTIONS				FUMBLES			
				Total	Solo	Asst.	Sacks		No.	Yds.	Lg.	TD	PD	FF	FR	Yds.
9/8	at Dal.	L														
9/15	Den.	L														
9/22	at Car.	L														
9/29	at KC	L														
10/6	Phi.	L	1/0	5	5	0	0.0	0.0	0	0	-	0	0	0	0	0
10/10	at Chi.	L	1/0	0	0	0	0.0	0.0	0	0	-	0	0	0	0	0
10/21	Min.	W														
10/27	at Phi.	W	1/0	0	0	0	0.0	0.0	0	0	-	0	0	0	0	0
11/10	Oak.	W	1/0	1	0	1	0.0	0.0	0	0	-	0	0	0	0	0
11/17	GB	W	1/0	1	0	1	0.0	0.0	0	0	-	0	0	0	0	0
11/24	Dal.	L	1/0	0	0	0	0.0	0.0	0	0	-	0	0	0	0	0
12/1	at Was.	W	1/0	2	1	1	0.0	0.0	0	0	-	0	0	0	0	0
12/8	at SD	L	1/0	2	1	1	0.0	0.0	0	0	-	0	0	0	0	0
12/15	Sea.	L	1/0	3	1	2	0.0	0.0	0	0	-	0	0	0	0	0
12/22	at Det.	W	1/0	1	1	0	0.0	0.0	0	0	-	0	0	0	0	0
12/29	Was.	W	1/0	1	0	1	0.0	0.0	0	0	-	0	0	0	0	0
Totals			11/0	16	9	7	0.0	0.0	0	0	-	0	0	0	0	0



DURON HARMON

30

POSITION: Safety
HT/WT: 6-0/196
ACQUIRED: UFA-'22 (Atl.)
BORN: 01/24/91

NFL SEASON: 10
RAIDERS SEASON: 1
COLLEGE: Rutgers
HOMETOWN: Magnolia, Del.

TRANSACTIONS: Selected by New England Patriots in the third round (91st overall) of the 2013 NFL Draft, April 26, 2013... Re-signed by Patriots as an unrestricted free agent, March 10, 2017... Acquired via trade by the Detroit Lions, March 18, 2020... Signed by Atlanta Falcons a free agent, April 15, 2021... Signed by Las Vegas Raiders as an unrestricted free agent, March 24, 2022.

CAREER: Enters his 10th NFL season and first with the Raiders... Played single seasons with the Falcons (2021) and Lions (2020) after playing his first seven years with the Patriots... Has played in 144 career games with 62 starts and has totaled 305 tackles (228 solo), 21 INTs and 38 passes defended... Started every regular season game in each of the last two seasons... In 2021, started all 17 games for the Falcons and posted 67 tackles (44) and two INTs... In seven seasons with the Patriots, played in 111 games with 29 starts and amassed 17 INTs... Has played in 17 career postseason games, including four Super Bowls, and has totaled 15 tackles (10) and four INTs.

AT A GLANCE

- Enters 10th NFL season and first with the Raiders, having played in 144 games with 62 career starts with the Falcons, Lions and Patriots. Has missed just one game in his NFL career and has played every possible regular season game since Week 2 of the 2013 season.
- Career totals include 305 total tackles (228 solo), 21 INTs, 38 passes defended, one forced fumble and three fumble recoveries.
- Drafted in the third round (91st overall) by the Patriots out of Rutgers in 2013 and played seven seasons in New England, playing in four Super Bowls.

2021 (WITH ATL): Started all 17 games, producing 64 tackles (42) and two INTs... Also credited with five passes defended... (9/12) vs. Phi.: Notched a season-high seven tackles (six)... (11/28) at Jac.: Credited with two solo stops... Picked off a pass at Atlanta's 1-yard line, halting a potential scoring drive in the second quarter... (12/26) vs. Det.: Matched a season high with seven tackles (two)... (1/22/22) at Buf.: Recorded his second INT of the season, picking off a pass in the end zone on a third-and-8 play in the second quarter... Also credited with five tackles (three) and two passes defended.

2020 (WITH DET): Started all 16 games, posting 73 tackles (54), two INTs, five passes defended and three tackles on special teams... (9/13) vs. Chi.: Posted five tackles (four) and one quarterback hit in season opener... (9/27) at Ari.: Picked off a pass deep in Detroit territory and returned the INT 21 yards to halt a potential scoring drive... Credited with five tackles (three)... (10/18) at Jac.: Recorded his second INT of the season, picking off a second-quarter pass... (12/20) at Ten.: Racked up 10 tackles (five), falling just one short of his single-game career high... (1/3/21) vs. Min.: Posted nine solo tackles and credited with one pass defended.

2019 (WITH NE): Played in 16 games with eight starts, totaling 22 tackles (19), two INTs and five passes defended... (9/22) vs. NYJ: Credited with a tackle for an 8-yard loss... (10/10) vs. NYG: Picked off a second-quarter pass and returned it 27 yards to set up a Patriots TD... (10/21) at NYJ: Recorded an INT for the second-straight game, picking off a second-quarter pass at the New England 1-yard line to stop a potential scoring drive... (11/24) vs. Dal.: Matched a season high with two solo tackles and credited with one quarterback hit... Postseason: (1/4/20) vs. Ten.: Picked off a Ryan Tannehill pass on the first play of the fourth quarter of an AFC Wild Card Game... INT marked his fourth-career postseason pick, moving him into third all-time in franchise history.

2018 (WITH NE): Played in 16 games with six starts... Established a then-career high with 38 tackles (32) and led the team with four INTs... Also recovered one fumble and posted four passes defended... (9/16) at Jac.: Posted two solo tackles and recovered a fumble in the third quarter that led to a Patriots TD... (9/23) at Det.: Started at safety and posted a season-high eight tackles (seven)... (10/14) vs. KC: Picked off a pass in the end zone at the end of the first half to preserve a two-score lead... Added three solo tackles and a pass defended... (12/2) vs. Min.: Had an INT late in the fourth quarter off a tipped pass in the end zone, sealing a victory... (12/16) at Pit.: Picked off Ben Roethlisberger twice and added one tackle... Postseason: (2/3/19): Saw action as a reserve in Super Bowl LIII.

2017 (WITH NE): Saw action in 16 games with three starts... Served as a co-captain... Totaled 23 tackles (16) and led team with four INTs and seven passes defended... (9/24) vs. Hou.: Recorded an INT of a Deshaun Watson pass in the end zone on the game's final play to seal a victory... Added two tackles and a pass defended... (10/22) vs. Atl.: Posted a season-high four tackles (one) and a pass defended... (11/19) at Oak.: Recorded second INT of the season, picking off Derek Carr on a deep pass that was deflected in Mexico City... (11/26) vs. Mia.: Posted his third INT of the season, picking off a pass to help seal the game in the fourth quarter... (12/17) at Pit.: Had an INT in the end zone on a deflected pass by Ben Roethlisberger with nine seconds to play, closing out a victory... Postseason: (2/4/18) vs. Phi.: Started at safety in Super Bowl LII... Finished with five tackles (three) and recorded a second-quarter INT deep in Patriots territory and returned it for eight yards.

2016 (WITH NE): Appeared in 16 games with four starts... Tallied 27 tackles (22), one INT, two passes defended, one forced fumble and two special teams tackles... Started three postseason contests... (9/18) vs. Mia.: Picked off Ryan Tannehill in the end zone with nine seconds left in regulation to secure a win... (9/22) vs. Hou.: Recovered a fumble on a kickoff... (11/20) at SF: Had a season-high six solo tackles... Also forced a fumble in the first quarter... Postseason: (1/14/17) vs. Hou.: Picked off Brock Osweiler and returned the INT 31 yards in an AFC Divisional Playoff Game... (1/22/17) vs. Pit.: Started and posted two solo tackles in the AFC Championship Game... (2/5/17) vs. Atl.: Started and posted three solo tackles in Super Bowl LI.

2015 (WITH NE): Played in 16 games with five starts, recording 19 tackles (13), three INTs and five passes defended... (9/10) vs. Pit.: Registered first INT of the season in season opener... (9/20) at Buf.: Notched an INT in second-straight game... (10/29) vs. Mia.: Nabbed third INT of the season and posted an assisted stop... (12/27) at NYJ: Recorded a season-high five tackles (three)... Postseason: (1/24/16) at Den.: Started at safety in the AFC Championship Game.

2014 (WITH NE): Appeared in all 16 games...Posted 11 tackles (eight), one INT, one pass defended and one fumble recovery...**(10/5)** vs. **Cin.:** Recovered a fumble, setting up a Patriots field goal...**(10/12)** at **Buf.:** Recorded a season-high three tackles (two)...**(12/14)** vs. **Mia.:** Recorded an INT, picking off Ryan Tannehill and advancing the ball 60 yards to the Dolphins' 8-yard line...**Postseason: (1/10/15)** vs. **Bal.:** Picked off a Joe Flacco pass in the end zone with 1:39 left in regulation to clinch the win in an AFC Divisional Playoff Game...**(2/1/15)** vs. **Sea.:** Played in Super Bowl XLIX.

2013 (WITH NE): Played in 15 games with three starts as a rookie...Registered 31 tackles (24), two INTs and four passes defended...**(9/12)** vs. **NYJ:** Made NFL debut, posting first-career tackle...**(10/27)** vs. **Mia.:** Posted first-career INT late in the fourth quarter to seal a win...**(11/3)** vs. **Pit.:** Recorded four tackles (three) and notched an INT in the second-straight game, returning the pick 42 yards to lead to a Patriots TD...**(11/18)** at **Car.:** Made first career start...**(11/24)** vs. **Den.:** Compiled a career-high 11 tackles (eight)...**(12/29)** vs. **Buf.:** Started season finale and posted three solo stops...**Postseason: (1/11/14)** vs. **Ind.:** Played in first-career playoff contest in AFC Wild Card Game.

COLLEGE: Played in 50 career games with 27 starts at Rutgers...As a senior, named first-team All-Big East Conference...Started all 13 games, totaling 50 tackles (36 solo) and seven passes defended...One of 10 finalists for the ARA Sportsmanship Award...Also one of 10 finalists for the Senior CLASS Award...Named among the 50 semifinalists at the FBS level for the NFF National Scholar-Athlete Award...As a junior, tabbed for first-team All-Big East honors...Started all 13 games, totaling 49 tackles (33)...Ranked second in the Big East with five INTs...Had two INTs in a season-opening win over North Carolina Central, scoring first-career TD on a 37-yard INT return...As a sophomore, appeared in 12 games and accrued 21 total tackles...Made first-career start against Army...Member of the Big East All-Academic Football Team...As a freshman, saw action in 12 games and posted nine tackles...Totaled three tackles in collegiate debut against Howard...Majored in labor studies.

PERSONAL: Attended Caesar Rodney High School in Camden, Del. ...Lettered four years and started three years, including two years as a two-way starter at both running back and safety...Named the 2008 Gatorade Player of the Year in Delaware...As a senior, led team to an 11-1 record and the Delaware Division I State Championship, marking program's first title in 18 years...Rushed for 1,126 yards on 122 carries, averaging 9.2 yards per attempt...Led team with 20 total TDs...Also had 10 receptions for 281 yards...Named the Delaware Defensive Player of the Year...Totaled 49 tackles and two INTs...Rated the No. 5 prospect in Delaware by Rivals.com...Tabbed as the No. 36 cornerback nationally by Scout.com and the No. 50 player in the nation by ESPN.com.

ADDITIONAL STATISTICS: Special teams tackles – 1 in 2014, 1 in 2015, 2 in 2016, 3 in 2020; NFL Totals: 7

SINGLE-GAME HIGHS: TACKLES: Total – 11, 11/24/13 vs. Den. Solo – 9, 1/3/21 vs. Min. Interceptions – 2, 12/16/18 at Pit. Passes defended – 2, five times, last: 1/2/22 at Buf.

DURON HARMON'S CAREER STATISTICS

Year	Team	GP	GS	TACKLES					Yds.	INTERCEPTIONS				FUMBLES		
				Total	Solo	Asst.	Sacks	Yds.		No.	Yds.	Lg.	TD	PD	FF	FR
2013	New England	15	3	31	24	7	0.0	0.0	2	44	42	0	4	0	0	0
2014	New England	16	0	11	8	3	0.0	0.0	1	60	60	0	1	0	1	-1
2015	New England	16	5	19	13	6	0.0	0.0	3	50	30	0	5	0	0	0
2016	New England	16	4	27	22	5	0.0	0.0	1	0	0	0	2	1	0	0
2017	New England	16	3	23	16	7	0.0	0.0	4	12	0	0	7	0	0	0
2018	New England	16	6	38	32	6	0.0	0.0	4	0	0	0	4	0	1	4
2019	New England	16	8	22	19	3	0.0	0.0	2	27	27	0	5	0	0	0
2020	Detroit	16	16	70	52	18	0.0	0.0	2	22	21	0	5	0	0	0
2021	Atlanta	17	17	64	42	22	0.0	0.0	2	0	0	0	5	0	0	0
Totals		144	62	305	228	77	0.0	0.0	21	215	60	0	38	1	2	3
POSTSEASON																
2013	New England	2	0	0	0	0	0.0	0.0	0	0	-	0	0	0	0	0
2014	New England	3	0	1	1	0	0.0	0.0	1	0	0	0	1	0	0	0
2015	New England	2	2	0	0	0	0.0	0.0	0	0	-	0	1	0	0	0
2016	New England	3	3	6	3	3	0.0	0.0	1	31	31	0	1	0	0	0
2017	New England	3	1	6	4	2	0.0	0.0	1	8	8	0	1	0	0	0
2018	New England	3	0	0	0	0	0.0	0.0	0	0	-	0	0	0	0	0
2019	New England	1	0	0	0	0	0.0	0.0	1	0	0	0	1	0	0	0
Totals		17	6	13	8	5	0.0	0.0	4	39	31	0	5	0	0	0

DURON HARMON GAME-BY-GAME

2021, ATLANTA (7-10)

Date	Opp.	W/L	GP/GS	TACKLES					INTERCEPTIONS					FUMBLES			
				Total	Solo	Asst.	Sacks	Yds.	No.	Yds.	Lg.	TD	PD	FF	FR	Yds.	
9/12	Phi.	L	1/1	7	6	1	0.0	0.0	0	0	-	0	0	0	0	0	0
9/19	at TB	L	1/1	5	3	2	0.0	0.0	0	0	-	0	0	0	0	0	0
9/26	at NYG	W	1/1	1	1	0	0.0	0.0	0	0	-	0	0	0	0	0	0
10/3	Was.	L	1/1	4	3	1	0.0	0.0	0	0	-	0	1	0	0	0	0
10/10	NYJ	W	1/1	1	0	1	0.0	0.0	0	0	-	0	0	0	0	0	0
10/24	at Mia.	W	1/1	6	4	2	0.0	0.0	0	0	-	0	0	0	0	0	0
10/31	Car.	L	1/1	2	2	0	0.0	0.0	0	0	-	0	0	0	0	0	0
11/7	at NO	W	1/1	1	1	0	0.0	0.0	0	0	-	0	1	0	0	0	0
11/14	at Dal.	L	1/1	5	4	1	0.0	0.0	0	0	-	0	0	0	0	0	0
11/18	NE	L	1/1	3	2	1	0.0	0.0	0	0	-	0	0	0	0	0	0
11/28	at Jac.	W	1/1	2	2	0	0.0	0.0	1	0	0	0	1	0	0	0	0
12/5	TB	L	1/1	3	2	1	0.0	0.0	0	0	-	0	0	0	0	0	0
12/12	at Car.	W	1/1	3	3	0	0.0	0.0	0	0	-	0	0	0	0	0	0
12/19	at SF	L	1/1	6	4	2	0.0	0.0	0	0	-	0	0	0	0	0	0
12/26	Det.	W	1/1	6	1	5	0.0	0.0	0	0	-	0	0	0	0	0	0
1/2/22	at Buf.	L	1/1	5	3	2	0.0	0.0	1	0	0	0	2	0	0	0	0
1/9/22	NO	L	1/1	4	1	3	0.0	0.0	0	0	-	0	0	0	0	0	0
Totals			17/17	64	42	22	0.0	0.0	2	0	0	0	5	0	0	0	

2020, DETROIT (5-11)

Date	Opp.	W/L	GP/GS	TACKLES					INTERCEPTIONS					FUMBLES			
				Total	Solo	Asst.	Sacks	Yds.	No.	Yds.	Lg.	TD	PD	FF	FR	Yds.	
9/13	Chi.	L	1/1	5	4	1	0.0	0.0	0	0	-	0	0	0	0	0	0
9/20	at GB	L	1/1	4	3	1	0.0	0.0	0	0	-	0	1	0	0	0	0
9/27	at Ari.	W	1/1	5	3	2	0.0	0.0	1	21	21	0	2	0	0	0	0
10/4	NO	L	1/1	5	4	1	0.0	0.0	0	0	-	0	0	0	0	0	0
10/18	at Jac.	W	1/1	0	0	0	0.0	0.0	1	1	1	0	1	0	0	0	0
10/25	at Atl.	W	1/1	3	3	0	0.0	0.0	0	0	-	0	0	0	0	0	0
11/1	Ind.	L	1/1	3	1	2	0.0	0.0	0	0	-	0	0	0	0	0	0
11/8	at Min.	L	1/1	5	2	3	0.0	0.0	0	0	-	0	0	0	0	0	0
11/15	Was.	W	1/1	5	4	1	0.0	0.0	0	0	-	0	0	0	0	0	0
11/22	at Car.	L	1/1	3	3	0	0.0	0.0	0	0	-	0	0	0	0	0	0
11/26	Hou.	L	1/1	3	3	0	0.0	0.0	0	0	-	0	0	0	0	0	0
12/6	at Chi.	W	1/1	3	2	1	0.0	0.0	0	0	-	0	0	0	0	0	0
12/13	GB	L	1/1	2	1	1	0.0	0.0	0	0	-	0	0	0	0	0	0
12/20	at Ten.	L	1/1	10	5	5	0.0	0.0	0	0	-	0	0	0	0	0	0
12/26	TB	L	1/1	5	5	0	0.0	0.0	0	0	-	0	0	0	0	0	0
1/3/21	Min.	L	1/1	9	9	0	0.0	0.0	0	0	-	0	1	0	0	0	0
Totals			16/16	70	52	18	0.0	0.0	2	22	21	0	5	0	0	0	

DURON HARMON GAME-BY-GAME

2019, NEW ENGLAND (12-4)

Date	Opp.	W/L	GP/GS	TACKLES					INTERCEPTIONS					FUMBLES				
				Total	Solo	Asst.	Sacks	Yds.	No.	Yds.	Lg.	TD	PD	FF	FR	Yds.		
9/8	Pit.	W	1/0	1	0	1	0.0	0.0	0	0	-	0	0	0	0	0	0	0
9/15	at Mia.	W	1/0	2	2	0	0.0	0.0	0	0	-	0	1	0	0	0	0	
9/22	NYJ	W	1/0	2	2	0	0.0	0.0	0	0	-	0	1	0	0	0	0	
9/29	at Buf.	W	1/0	0	0	0	0.0	0.0	0	0	-	0	0	0	0	0	0	
10/6	at Was.	W	1/1	2	1	1	0.0	0.0	0	0	-	0	0	0	0	0	0	
10/10	NYG	W	1/0	2	1	1	0.0	0.0	1	27	27	0	1	0	0	0	0	
10/21	at NYJ	W	1/1	0	0	0	0.0	0.0	1	0	0	0	1	0	0	0	0	
10/27	Cle.	W	1/0	2	2	0	0.0	0.0	0	0	-	0	0	0	0	0	0	
11/3	at Bal.	L	1/0	2	2	0	0.0	0.0	0	0	-	0	0	0	0	0	0	
11/17	at Phi.	W	1/0	1	1	0	0.0	0.0	0	0	-	0	0	0	0	0	0	
11/24	Dal.	W	1/1	2	2	0	0.0	0.0	0	0	-	0	0	0	0	0	0	
12/1	at Hou.	L	1/1	1	1	0	0.0	0.0	0	0	-	0	0	0	0	0	0	
12/8	KC	L	1/1	1	1	0	0.0	0.0	0	0	-	0	0	0	0	0	0	
12/15	at Cin.	W	1/1	1	1	0	0.0	0.0	0	0	-	0	0	0	0	0	0	
12/21	Buf.	W	1/1	1	1	0	0.0	0.0	0	0	-	0	0	0	0	0	0	
12/29	Mia.	L	1/1	2	2	0	0.0	0.0	0	0	-	0	1	0	0	0	0	
Totals			16/8	22	19	3	0.0	0.0	2	27	27	0	5	0	0	0	0	
POSTSEASON																		
1/4/20	Ten.	L	1/0	2	2	0	0.0	0.0	1	0	0	0	1	0	0	0	0	
Totals			1/0	2	2	0	0.0	0.0	1	0	0	0	1	0	0	0	0	

2018, NEW ENGLAND (11-5)

Date	Opp.	W/L	GP/GS	TACKLES					INTERCEPTIONS					FUMBLES					
				Total	Solo	Asst.	Sacks	Yds.	No.	Yds.	Lg.	TD	PD	FF	FR	Yds.			
9/9	Hou.	W	1/0	3	2	1	0.0	0.0	0	0	-	0	0	0	0	0	0	0	
9/16	at Jac.	L	1/0	2	2	0	0.0	0.0	0	0	-	0	0	0	1	4	0	0	
9/23	at Det.	L	1/1	8	7	1	0.0	0.0	0	0	-	0	0	0	0	0	0	0	
9/30	Mia.	W	1/0	0	0	0	0.0	0.0	0	0	-	0	0	0	0	0	0	0	
10/4	Ind.	W	1/0	2	1	1	0.0	0.0	0	0	-	0	0	0	0	0	0	0	
10/14	KC	W	1/0	3	3	0	0.0	0.0	0	0	-	0	0	0	0	0	0	0	
10/21	at Chi.	W	1/1	1	1	0	0.0	0.0	1	0	0	0	1	0	0	0	0	0	
10/29	at Buf.	W	1/0	0	0	0	0.0	0.0	0	0	-	0	0	0	0	0	0	0	
11/4	GB	W	1/0	3	2	1	0.0	0.0	0	0	-	0	0	0	0	0	0	0	
11/11	at Ten.	L	1/1	3	3	0	0.0	0.0	0	0	-	0	0	0	0	0	0	0	
11/25	at NYJ	W	1/0	5	4	1	0.0	0.0	0	0	-	0	0	0	0	0	0	0	
12/2	Min.	W	1/0	1	1	0	0.0	0.0	1	0	0	0	1	0	0	0	0	0	
12/9	at Mia.	L	1/1	2	2	0	0.0	0.0	0	0	-	0	0	0	0	0	0	0	
12/16	at Pit.	L	1/1	1	1	0	0.0	0.0	2	0	0	0	2	0	0	0	0	0	
12/23	Buf.	W	1/0	1	1	0	0.0	0.0	0	0	-	0	0	0	0	0	0	0	
12/30	NYJ	W	1/1	3	2	1	0.0	0.0	0	0	-	0	0	0	0	0	0	0	
Totals			16/6	38	32	6	0.0	0.0	4	0	0	0	4	0	1	4	0	0	
POSTSEASON																			
1/13/19	LAC	W	1/0	0	0	0	0.0	0.0	0	0	-	0	0	0	0	0	0	0	
1/20/19	at KC	W	1/0	0	0	0	0.0	0.0	0	0	-	0	0	0	0	0	0	0	
2/3/19	at LAR	W	1/0	0	0	0	0.0	0.0	0	0	-	0	0	0	0	0	0	0	
Totals			3/0	0	0	0	0.0	0.0	0	0	-	0	0	0	0	0	0	0	

DURON HARMON GAME-BY-GAME

2017, NEW ENGLAND (13-3)

Date	Opp.	W/L	GP/GS	TACKLES					INTERCEPTIONS					FUMBLES					
				Total	Solo	Asst.	Sacks	Yds.	No.	Yds.	Lg.	TD	PD	FF	FR	Yds.			
9/7	KC	L	1/1	0	0	0	0.0	0.0	0	0	-	0	0	0	0	0	0	0	
9/17	at NO	W	1/1	3	2	1	0.0	0.0	0	0	-	0	0	0	0	0	0	0	
9/24	Hou.	W	1/1	2	2	0	0.0	0.0	1	12	12	0	1	0	0	0	0	0	
10/1	Car.	L	1/0	2	2	0	0.0	0.0	0	0	-	0	0	0	0	0	0	0	
10/5	at TB	W	1/0	1	0	1	0.0	0.0	0	0	-	0	1	0	0	0	0	0	
10/15	at NYJ	W	1/0	3	2	1	0.0	0.0	0	0	-	0	1	0	0	0	0	0	
10/22	Atl.	W	1/0	4	1	3	0.0	0.0	0	0	-	0	1	0	0	0	0	0	
10/29	LAC	W	1/0	0	0	0	0.0	0.0	0	0	-	0	0	0	0	0	0	0	
11/12	at Den.	W	1/0	2	2	0	0.0	0.0	0	0	-	0	0	0	0	0	0	0	
11/19	at Oak.	W	1/0	1	1	0	0.0	0.0	1	0	0	0	1	0	0	0	0	0	
11/26	Mia.	W	1/0	1	1	0	0.0	0.0	1	0	0	0	1	0	0	0	0	0	
12/3	at Buf.	W	1/0	0	0	0	0.0	0.0	0	0	-	0	0	0	0	0	0	0	
12/11	at Mia.	L	1/0	1	1	0	0.0	0.0	0	0	-	0	0	0	0	0	0	0	
12/17	at Pit.	W	1/0	1	1	0	0.0	0.0	1	0	0	0	1	0	0	0	0	0	
12/24	Buf.	W	1/0	2	1	1	0.0	0.0	0	0	-	0	0	0	0	0	0	0	
12/31	NYJ	W	1/0	0	0	0	0.0	0.0	0	0	-	0	0	0	0	0	0	0	
Totals			16/3	23	16	7	0.0	0.0	4	12	12	0	7	0	0	0	0	0	
POSTSEASON																			
1/13/18	Ten.	W	1/0	0	0	0	0.0	0.0	0	0	-	0	0	0	0	0	0	0	
1/21/18	Jac.	W	1/0	1	1	0	0.0	0.0	0	0	-	0	0	0	0	0	0	0	
2/4/18	Phi.	L	1/1	5	3	2	0.0	0.0	1	8	8	0	1	0	0	0	0	0	
Totals			3/1	6	4	2	0.0	0.0	1	8	8	0	1	0	0	0	0	0	

2016, NEW ENGLAND (14-2)

Date	Opp.	W/L	GP/GS	TACKLES					INTERCEPTIONS					FUMBLES					
				Total	Solo	Asst.	Sacks	Yds.	No.	Yds.	Lg.	TD	PD	FF	FR	Yds.			
9/11	at Ari.	W	1/0	1	1	0	0.0	0.0	0	0	-	0	0	0	0	0	0	0	
9/18	Mia.	W	1/0	1	1	0	0.0	0.0	1	0	0	0	2	0	0	0	0	0	
9/22	Hou.	W	1/1	1	1	0	0.0	0.0	0	0	-	0	0	0	0	0	0	0	
10/2	Buf.	L	1/0	0	0	0	0.0	0.0	0	0	-	0	0	0	0	0	0	0	
10/9	at Cle.	W	1/0	1	1	0	0.0	0.0	0	0	-	0	0	0	0	0	0	0	
10/16	Cin.	W	1/1	3	3	0	0.0	0.0	0	0	-	0	0	0	0	0	0	0	
10/23	at Pit.	W	1/0	2	0	2	0.0	0.0	0	0	-	0	0	0	0	0	0	0	
10/30	at Buf.	W	1/0	1	1	0	0.0	0.0	0	0	-	0	0	0	0	0	0	0	
11/13	Sea.	L	1/1	2	1	1	0.0	0.0	0	0	-	0	0	0	0	0	0	0	
11/20	at SF	W	1/0	6	6	0	0.0	0.0	0	0	-	0	0	1	0	0	0	0	
11/27	at NYJ	W	1/0	0	0	0	0.0	0.0	0	0	-	0	0	0	0	0	0	0	
12/4	LAR	W	1/0	2	1	1	0.0	0.0	0	0	-	0	0	0	0	0	0	0	
12/12	Bal.	W	1/0	3	2	1	0.0	0.0	0	0	-	0	0	0	0	0	0	0	
12/18	at Den.	W	1/0	1	1	0	0.0	0.0	0	0	-	0	0	0	0	0	0	0	
12/24	NYJ	W	1/1	3	3	0	0.0	0.0	0	0	-	0	0	0	0	0	0	0	
1/1/17	at Mia.	W	1/0	0	0	0	0.0	0.0	0	0	-	0	0	0	0	0	0	0	
Totals			16/4	27	22	5	0.0	0.0	1	0	0	0	2	1	0	0	0	0	
POSTSEASON																			
1/14/17	Hou.	W	1/1	1	0	1	0.0	0.0	1	31	31	0	1	0	0	0	0	0	
1/22/17	Pit.	W	1/1	2	0	2	0.0	0.0	0	0	-	0	0	0	0	0	0	0	
2/5/17	at Atl.	W	1/1	3	3														

DURON HARMON GAME-BY-GAME

2015, NEW ENGLAND (12-4)

Date	Opp.	W/L	GP/GS	TACKLES					INTERCEPTIONS					FUMBLES					
				Total	Solo	Asst.	Sacks	Yds.	No.	Yds.	Lg.	TD	PD	FF	FR	Yds.			
9/10	Pit.	W	1/1	3	2	1	0.0	0.0	1	0	0	0	1	0	0	0	0	0	0
9/20	at Buf.	W	1/0	0	0	0	0.0	0.0	1	20	20	0	1	0	0	0	0	0	
9/27	Jac.	W	1/0	1	1	0	0.0	0.0	0	0	-	0	0	0	0	0	0	0	
10/11	at Dal.	W	1/0	0	0	0	0.0	0.0	0	0	-	0	0	0	0	0	0	0	
10/18	at Ind.	W	1/1	2	2	0	0.0	0.0	0	0	-	0	1	0	0	0	0	0	
10/25	NYJ	W	1/0	1	1	0	0.0	0.0	0	0	-	0	0	0	0	0	0	0	
10/29	Mia.	W	1/0	1	0	1	0.0	0.0	1	30	30	0	2	0	0	0	0	0	
11/8	Was.	W	1/0	1	0	1	0.0	0.0	0	0	-	0	0	0	0	0	0	0	
11/15	at NYG	W	1/0	1	1	0	0.0	0.0	0	0	-	0	0	0	0	0	0	0	
11/23	Buf.	W	1/0	0	0	0	0.0	0.0	0	0	-	0	0	0	0	0	0	0	
11/29	at Den.	L	1/0	0	0	0	0.0	0.0	0	0	-	0	0	0	0	0	0	0	
12/6	Phi.	L	1/1	3	3	0	0.0	0.0	0	0	-	0	0	0	0	0	0	0	
12/13	at Hou.	W	1/0	0	0	0	0.0	0.0	0	0	-	0	0	0	0	0	0	0	
12/20	Ten.	W	1/1	0	0	0	0.0	0.0	0	0	-	0	0	0	0	0	0	0	
12/27	at NYJ	L	1/1	5	3	2	0.0	0.0	0	0	-	0	0	0	0	0	0	0	
1/3/16	at Mia.	L	1/0	1	0	1	0.0	0.0	0	0	-	0	0	0	0	0	0	0	
Totals			16/5	19	13	6	0.0	0.0	3	50	30	0	5	0	0	0	0	0	
POSTSEASON																			
1/16/16	KC	W	1/1	0	0	0	0.0	0.0	0	0	-	0	1	0	0	0	0	0	
1/24/16	at Den.	L	1/1	0	0	0	0.0	0.0	0	0	-	0	0	0	0	0	0	0	
Totals			2/2	0	0	0	0.0	0.0	0	0	-	0	1	0	0	0	0	0	

2014, NEW ENGLAND (12-4)

Date	Opp.	W/L	GP/GS	TACKLES					INTERCEPTIONS					FUMBLES					
				Total	Solo	Asst.	Sacks	Yds.	No.	Yds.	Lg.	TD	PD	FF	FR	Yds.			
9/7	at Mia.	L	1/0	0	0	0	0.0	0.0	0	0	-	0	0	0	0	0	0	0	
9/14	at Min.	W	1/0	1	0	1	0.0	0.0	0	0	-	0	0	0	0	0	0	0	
9/21	Oak.	W	1/0	0	0	0	0.0	0.0	0	0	-	0	0	0	0	0	0	0	
9/29	at KC	L	1/0	2	2	0	0.0	0.0	0	0	-	0	0	0	0	0	0	0	
10/5	Cin.	W	1/0	0	0	0	0.0	0.0	0	0	-	0	0	0	1	-1			
10/12	at Buf.	W	1/0	3	2	1	0.0	0.0	0	0	-	0	0	0	0	0	0	0	
10/16	NYJ	W	1/0	1	1	0	0.0	0.0	0	0	-	0	0	0	0	0	0	0	
10/26	Chi.	W	1/0	1	1	0	0.0	0.0	0	0	-	0	0	0	0	0	0	0	
11/2	Den.	W	1/0	0	0	0	0.0	0.0	0	0	-	0	0	0	0	0	0	0	
11/16	at Ind.	W	1/0	0	0	0	0.0	0.0	0	0	-	0	0	0	0	0	0	0	
11/23	Det.	W	1/0	0	0	0	0.0	0.0	0	0	-	0	0	0	0	0	0	0	
11/30	at GB	L	1/0	0	0	0	0.0	0.0	0	0	-	0	0	0	0	0	0	0	
12/7	at SD	W	1/0	1	1	0	0.0	0.0	0	0	-	0	0	0	0	0	0	0	
12/14	Mia.	W	1/0	0	0	0	0.0	0.0	1	60	60	0	1	0	0	0	0	0	
12/21	at NYJ	W	1/0	1	1	0	0.0	0.0	0	0	-	0	0	0	0	0	0	0	
12/28	Buf.	L	1/0	1	0	1	0.0	0.0	0	0	-	0	0	0	0	0	0	0	
Totals			16/0	11	8	3	0.0	0.0	1	60	60	0	1	0	1	-1			
POSTSEASON																			
1/10/15	Bal.	W	1/0	1	1	0	0.0	0.0	1	0	0	0	1	0	0	0	0	0	
1/18/15	Ind.	W	1/0	0	0	0	0.0	0.0	0	0	-	0	0	0	0	0	0	0	
2/1/15	at Sea.	W	1/0	0	0	0	0.0	0.0	0	0	-	0	0	0	0	0	0	0	
Totals			3/0	1	1	0	0.0	0.0	1	0	0	0	1	0	0	0	0	0	

DURON HARMON GAME-BY-GAME

2013, NEW ENGLAND (12-4)

Date	Opp.	W/L	GP/GS	TACKLES					INTERCEPTIONS					FUMBLES						
				Total	Solo	Asst.	Sacks	Yds.	No.	Yds.	Lg.	TD	PD	FF	FR	Yds.				
9/8	at Buf.	W																		
9/12	NYJ	W	1/0	1	1	0	0.0	0.0	0	0	-	0	0	0	0	0	0	0	0	
9/22	TB	W	1/0	0	0	0	0.0	0.0	0	0	-	0	0	0	0	0	0	0	0	
9/29	at Atl.	W	1/0	0	0	0	0.0	0.0	0	0	-	0	0	0	0	0	0	0	0	
10/6	at Cin.	L	1/0	1	0	1	0.0	0.0	0	0	-	0	0	0	0	0	0	0	0	
10/13	NO	W	1/0	1	1	0	0.0	0.0	0	0	-	0	0	0	0	0	0	0	0	
10/20	at NYJ	L	1/0	1	1	0	0.0	0.0	0	0	-	0	1	0	0	0	0	0	0	
10/27	Mia.	W	1/0	0	0	0	0.0	0.0	1	2	2	0	1	0	0	0	0	0	0	
11/3	Pit.	W	1/0	4	3	1	0.0	0.0	1	42	42	0	1	0	0	0	0	0	0	
11/18	at Car.	L	1/1	3	3	0	0.0	0.0	0	0	-	0	0	0	0	0	0	0	0	
11/24	Den.	W	1/1	11	7	4	0.0	0.0	0	0	-	0	0	0	0	0	0	0	0	
12/1	at Hou.	W	1/0	2	2	0	0.0	0.0	0	0	-	0	0	0	0	0	0	0	0	
12/8	Cle.	W	1/0	0	0	0	0.0	0.0	0	0	-	0	0	0	0	0	0	0	0	
12/15	at Mia.	L	1/0	0	0	0	0.0	0.0	0	0	-	0	0	0	0	0	0	0	0	
12/22	at Bal.	W	1/0	3	2	1	0.0	0.0	0	0	-	0	1	0	0	0	0	0	0	
12/29	Buf.	W	1/1	4	4	0	0.0	0.0	0	0	-	0	0	0	0	0	0	0	0	
Totals				15/3	31	24	7	0.0	0.0	2	44	42	0	4	0	0	0	0	0	
POSTSEASON																				
1/11/14	Ind.	W	1/0	0	0	0	0.0	0.0	0	0	-	0	0	0	0	0	0	0	0	
1/19/14	at Den.	L	1/0	0	0	0	0.0	0.0	0	0	-	0	0	0	0	0	0	0	0	
Totals			2/0	0	0	0	0.0	0.0	0	0	-	0	0	0	0	0	0	0	0	



NATE HOBBS

39

POSITION: Cornerback
HT/WT: 5-11/196
ACQUIRED: D5- '21
BORN: 06/24/99

NFL SEASON: 2
RAIDERS SEASON: 2
COLLEGE: Illinois
HOMETOWN: Louisville, Ky.

TRANSACTIONS: Selected by Las Vegas Raiders in the fifth round (167th overall) of the 2021 NFL Draft, May 1, 2021.

2021: Played in 16 games with nine starts in his rookie campaign...Recorded 71 tackles (50 solo) with one sack, one INT, three passes defended and one forced fumble...Added three stops on special teams...(9/13) vs. Bal.: Made his NFL debut, recording two tackles in the win...(9/19) at Pit.: Tied for third on the team with six tackles (four)...(9/26) vs. Mia.: Started in the win, recording three tackles...(10/4) at LAC: Recorded four tackles (two) in the contest...(10/10) vs. Chi.: Finished with four tackles (three) and one pass defended...(10/17) at Den.: Recorded a career-high 10 tackles (six), finishing third on the team...Added one stop on special teams...(10/24) vs. Phi.: Finished with one tackle in the win...(11/7) at NYG: Started and recorded three tackles (two) and his first career sack, taking down QB Daniel Jones for a loss of five yards...Added one stop on special teams...(11/14) vs. KC: Started and tallied six tackles (five) and one forced fumble...(11/21) vs. Cin.: Finished with four tackles (three)...(11/25) at Dal.: Recorded four tackles on defense, adding one stop on special teams...(12/5) vs. Was.: Finished with nine tackles (four), including one for loss...Recorded his first career interception and added on pass defended...(12/12) at KC: Recorded three tackles, all solo...(12/26) vs. Den.: Returned to action in a limited role on special teams...(1/2/22) at Ind.: Recorded four tackles (three) in the win, while also appearing on special teams...(1/9/22) vs. LAC: Finished with seven tackles (five), one tackle for loss and one pass defended...Postseason: (1/15/22) at Cin.: Recorded five tackles (two) with one pass defended on defense...Added three stops on special teams.

AT A GLANCE

- Played in 16 games with nine starts as a rookie in 2021, recording 71 tackles (50 solo), one sack, one INT, three passes defended and one forced fumble and adding three stops on special teams.
- Named to Pro Football Focus All-Rookie Team
- Appeared in 39 games with 34 starts for Illinois from 2017-20, compiling 168 tackles (110), 12.5 tackles for loss, one sack, three INTs, 18 passes defended, one forced fumble and one fumble recovery.

COLLEGE: Played four years at Illinois from 2017-20, appearing in 39 career games with 34 starts...Compiled 168 tackles (110 solo), 12.5 tackles for loss, one sack, three INTs, 18 passes defended, one forced fumble and one fumble recovery during his career...As a senior, started five games and missed three contests due to injury...Totaled 31 tackles (22), one INT and three passes defended...Was named a Phil Steele Preseason All-Big Ten Third Team selection...As a junior, started all 13 games at cornerback...Recorded 67 tackles (44), including 5.5 tackles for loss, one INT, 11 passes defended and one fumble recovery...Named All-Big Ten Honorable Mention by the media...As a sophomore in 2018, played nine games with seven starts at cornerback...Totaled 22 tackles (13), including three tackles for loss, one INT and two passes defended...Added four punt returns for seven yards and two kickoff returns for 27 yards...As a freshman in 2017, played in all 12 games with 10 starts at cornerback...Tallied 48 tackles (31), one sack, two passes defended and one forced fumble...Recorded 10 kickoff returns for 223 yards and four punt returns for five yards...Was named to the BTN.com All-Freshman team...Led all players in defensive snaps...Finished seventh on the team with 48 tackles...Majored in sociology.

PERSONAL: Attended Louisville (Ky.) Male High School... Rated a three-star recruit by Scout.com...Ranked No. 15 recruit in Kentucky by 247Sports.com...Also lettered in track and field.

ADDITIONAL STATISTICS: Special Teams Tackles – 3 in 2021; NFL Totals: 3.

SINGLE-GAME HIGHS: TACKLES: Total – 10, 10/17/21 at Den. Solo – 6, 10/17/21 at Den. Sacks – 1, 11/7/21 at NYG. Interceptions – 1, 12/5/21 vs. Was. Passes Defended – 1, three times; last: 1/9/22 vs. LAC. Forced Fumbles – 1, 11/14/21 vs. KC.



HOBBS

NATE HOBBS' CAREER STATISTICS

Year	Team	GP	GS	Total	TACKLES			Yds.	INTERCEPTIONS				FUMBLES			
					Solo	Asst.	Sacks		No.	Yds.	Lg.	TD	PD	FF	FR	Yds.
2021	Las Vegas	16	9	71	50	21	1.0	6.0	1	9	9	0	3	1	0	0
Totals		16	9	71	50	21	1.0	6.0	1	9	9	0	3	1	0	0
POSTSEASON																
2021	Las Vegas	1	0	5	2	3	0.0	0.0	0	0	-	0	1	0	0	0
Totals		1	0	5	2	3	0.0	0.0	0	0	-	0	1	0	0	0

NATE HOBBS GAME-BY-GAME

2021, LAS VEGAS (10-7)

Date	Opp.	W/L	GP/GS	Total	TACKLES			Yds.	INTERCEPTIONS				FUMBLES			
					Solo	Asst.	Sacks		No.	Yds.	Lg.	TD	PD	FF	FR	Yds.
9/13	Bal.	W	1/1	2	2	0	0.0	0.0	0	0	-	0	0	0	0	0
9/19	at Pit.	W	1/1	6	4	2	0.0	0.0	0	0	-	0	0	0	0	0
9/26	Mia.	W	1/1	3	3	0	0.0	0.0	0	0	-	0	0	0	0	0
10/4	at LAC	L	1/1	4	2	2	0.0	0.0	0	0	-	0	0	0	0	0
10/10	Chi.	L	1/0	5	3	2	0.0	0.0	0	0	-	0	1	0	0	0
10/17	at Den.	W	1/0	10	6	4	0.0	0.0	0	0	-	0	0	0	0	0
10/24	Phi.	W	1/1	1	1	0	0.0	0.0	0	0	-	0	0	0	0	0
11/7	at NYG	L	1/1	3	2	1	1.0	6.0	0	0	-	0	0	0	0	0
11/14	KC	L	1/1	6	5	1	0.0	0.0	0	0	-	0	0	1	0	0
11/21	Cin.	L	1/0	4	3	1	0.0	0.0	0	0	-	0	0	0	0	0
11/25	at Dal.	W	1/0	4	4	0	0.0	0.0	0	0	-	0	0	0	0	0
12/5	Was.	L	1/0	9	4	0	0.0	0.0	1	9	9	0	1	0	0	0
12/12	at KC	L	1/1	3	3	0	0.0	0.0	0	0	-	0	0	0	0	0
12/20	at Cle.	W		(RESERVE/COVID-19 LIST)												
12/26	Den.	W	1/0	0	0	0	0.0	0.0	0	0	-	0	0	0	0	0
1/2/22	at Ind.	W	1/1	4	3	1	0.0	0.0	0	0	-	0	0	0	0	0
1/9/22	LAC	W	1/0	7	5	2	0.0	0.0	0	0	-	0	1	0	0	0
Totals			16/9	71	50	16	1.0	6.0	1	9	9	0	3	1	0	0
POSTSEASON																
1/15/22	at Cin.	L	1/0	5	2	3	0.0	0.0	0	0	-	0	1	0	0	0
Totals			1/0	5	2	3	0.0	0.0	0	0	-	0	1	0	0	0



MACK HOLLINS

10

POSITION: Wide Receiver
HT/WT: 6-4/221
ACQUIRED: UFA --'22 (Mia.)
BORN: 09/16/93

NFL SEASON: 6
RAIDERS SEASON: 1
COLLEGE: North Carolina
HOMETOWN: Rockville, Md.

TRANSACTIONS: Selected by Philadelphia Eagles in the fourth round (118th overall) of the 2017 NFL Draft, April 29, 2017. ...Waived by Eagles, Dec. 3, 2019. ...Claimed via waivers by Miami Dolphins, Dec. 4, 2019. ...Re-signed with Dolphins as an unrestricted free agent, March 23, 2021. ...Signed with Las Vegas Raiders as an unrestricted free agent, March 16, 2022.

CAREER: Wide receiver enters his sixth year in the NFL and first with the Raiders. ...In 2021, played in 17 games with three starts, totaling 14 receptions for 223 yards (15.9 avg.) and four TDs. ...Appeared in 16 games with two starts in 2020, compiling 16 receptions for 176 yards (11.0 avg.) and one TD. ...In 2019, played in 16 games with three starts between the Eagles and Dolphins. ...Totalled 10 receptions for 125 yards (12.5 avg.)...Spent the entire 2018 season on the Reserve/Injured List. ...As a rookie in 2017, played in 16 games and tallied 16 receptions for 226 yards (14.1 avg.) and one TD. ...Career totals include 65 games played with eight starts, totaling 56 receptions for 750 yards (13.4 avg.) and six TDs. ...Has also recorded 19 career special teams tackles.

AT A GLANCE

- Has appeared in 65 games with eight starts, compiling 56 receptions for 750 yards and six TDs over his first five seasons in the NFL.
- Played in all 17 games with three starts in 2021, recording career highs in receiving TDs (four) and yards per reception (15.9).
- In 2017, played in all 16 games and three postseason contests, including Super Bowl LII, finishing with 16 receptions for 226 yards and one TD.

2021 (WITH MIA.): Played in 17 games with three starts, totaling 14 receptions for 223 yards (15.9 avg.) and four TDs. ...Added nine tackles on special teams. ...**(10/10) at TB:** Posted one reception for 10 yards. ...Added one tackle on special teams. ...**(10/17) at Jac.:** Recorded a season-high four receptions for 61 yards. ...Made two tackles on special teams. ...**(10/24) vs. Atl.:** Posted two receptions for 13 yards and one TD. ...**(11/7) vs. Hou.:** Recorded three receptions for 22 yards and one TD. ...Caught a five-yard TD pass from QB Jacoby Brissett. ...**(11/21) at NYJ:** Finished with a career-high 72 yards on two receptions. ...Hauled in a career-long 65-yard TD pass from QB Tua Tagovailoa. ...**(12/5) vs. NYG:** Caught a five-yard TD pass from Tagovailoa. ...Recorded one special teams tackle. ...**(12/27) at NO:** Recorded one reception for 40 yards.

2020 (WITH MIA.): Played in 16 games with two starts, compiling 16 receptions for 176 yards and one TD. ...Recorded three tackles on special teams. ...**(10/11) at SF:** Made one tackle on special teams. ...**(11/18) at Ari.:** Hauled in a 11-yard TD pass from Tagovailoa, marking his first TD reception with the Dolphins. ...**(12/13) vs. KC:** Finished with a career-high five receptions for 66 yards. ...**(12/26) at LV:** Recorded two receptions for 42 yards.

2019 (WITH PHI. AND MIA.): Played in 12 games with three starts for the Eagles and totaled 10 receptions for 125 yards. ...Was claimed off waivers and appeared in four games with the Dolphins. ...**(9/15) at Atl.:** Recorded five receptions for 50 yards. ...**(9/22) vs. Det.:** Posted four receptions for 62 yards. ...**(9/26) at GB:** Hauled in one pass for 13 yards. ...**(12/1) at Mia.:** Recorded one special teams tackle. ...**(12/8) at NYJ:** Made his Dolphins debut.

2018 (WITH PHI.): Missed the entire season after being placed on the Reserve/Injured List on Sept. 6.

2017 (WITH PHI.): Appeared in all 16 games and recorded 16 receptions for 226 yards and one TD. ...Added five tackles on special teams. ...**(9/10) at Was.:** Made his NFL debut. ...**(9/17) at KC:** Posted three receptions for 32 yards. ...**(10/12) at Car.:** Recorded two receptions for 38 yards. ...**(10/23) vs. Was.:** Hauled in a 64-yard TD pass from QB Carson Wentz. ...**(10/29) vs. SF:** Posted two receptions for 30 yards. ...**(11/5) vs. Den.:** Made one catch for eight yards. ...**(11/19) at Dal.:** Recorded one reception for seven yards. ...**(11/26) vs. Chi.:** Hauled in two passes for 12 yards. ...**(12/3) at Sea.:** Posted one reception for 10 yards. ...**(12/31) vs. Dal.:** Recorded three receptions for 23 yards. ...**Postseason: (1/13/18) vs. Atl.:** Hauled in one pass for nine yards in the NFC Divisional game. ...**(1/21/18) vs. Min.:** Saw action on offense and special teams in the NFC Championship game. ...**(2/4/18) vs. NE:** Appeared on offense and special teams in Super Bowl LII.

COLLEGE: Played four years at North Carolina (2013-16), appearing in 47 games with 18 starts. ...Totalled 81 receptions for 1,667 yards (20.6 avg.) and 20 TDs. ...Served as a special teams captain and recorded 24 tackles (18 solo). ...His 20 receiving TDs rank third in school history. ...His 20.6 yards per reception set a program record. ...As a senior in 2016, played in seven games with four starts and compiled 16 receptions for 309 yards and four TDs. ...As a junior in 2015, appeared in 14 games with five starts and totaled 30 receptions for 745 yards and eight TDs. ...Named second-team All-ACC after his 24.8 yards per reception ranked best in the nation. ...As a sophomore in 2014, played in 13 games with eight starts and recorded 35 receptions for 613 yards and eight TDs. ...Named All-ACC honorable mention. ...As a redshirt freshman in 2013, played in 13 games and recorded 10 special teams tackles. ...Graduated with a degree in exercise and sport science.

PERSONAL: Attended Wootton High School in Rockville, Md., where he played four seasons as a wide receiver before spending a postgrad year at Fork Union Military Academy (Va.). ...Also played lacrosse and basketball. ...Serves as a champion ambassador for the Special Olympics.

ADDITIONAL STATISTICS: Miscellaneous tackles – 1 in 2019, 2 in 2021; NFL Totals: 3. Special teams – 5 in 2017, 2 in 2019, 3 in 2020, 9 in 2021; NFL Totals: 19.

SINGLE-GAME HIGHS: RECEIVING: Receptions – 5, two times; last: 12/13/20 vs. KC. Yards – 72, 11/21/21 at NYJ. Long – 65t, 11/21/21 at NYJ. Touchdowns – 1, six times; last: 12/5/21 vs. NYG.

HOLLINS

MACK HOLLINS' CAREER STATISTICS

Year	Team	GP	GS	RECEIVING					RUSHING					TOTAL OFFENSE
				Rec.	Yds.	Avg.	Lg.	TD	Att.	Yds.	Avg.	Lg.	TD	
2017	Philadelphia	16	0	16	226	14.1	64t	1	0	0	-	-	0	226
2018	Philadelphia	0	0	0	0	-	-	0	0	0	-	-	0	0
2019	Phi./Mia.	15	3	10	125	12.5	20	0	0	0	-	-	0	125
2020	Miami	15	2	16	176	11.0	34	1	0	0	-	-	0	176
2021	Miami	17	3	14	223	15.9	65t	4	0	0	-	-	0	223
Totals		63	8	56	750	13.4	65t	6	0	0	-	-	0	750
POSTSEASON														
2017	Philadelphia	3	0	1	9	9.0	9	0	0	0	-	-	0	9
2018	Philadelphia	0	0	0	0	0.0	0	0	0	0	-	-	0	0
Totals		3	0	1	9	9.0	9	0	0	0	-	-	0	9

MACK HOLLINS GAME-BY-GAME

2021, MIAMI (9-8)

Date	Opp.	W/L	GP/GS	RECEIVING					RUSHING					TOTAL OFFENSE
				Rec.	Yds.	Avg.	Lg.	TD	Att.	Yds.	Avg.	Lg.	TD	
9/12	at NE	W	1/0	0	0	-	-	0	0	0	-	-	0	0
9/19	Buf.	L	1/0	0	0	-	-	0	0	0	-	-	0	0
9/26	at LV	L	1/1	0	0	-	-	0	0	0	-	-	0	0
10/3	Ind.	L	1/0	0	0	-	-	0	0	0	-	-	0	0
10/10	at TB	L	1/0	1	10	10.0	10	0	0	0	-	-	0	10
10/17	at Jac.	L	1/1	4	61	15.3	20	0	0	0	-	-	0	61
10/24	Atl.	L	1/0	2	13	6.5	9	1	0	0	-	-	0	13
10/31	at Buf.	L	1/0	0	0	-	-	0	0	0	-	-	0	0
11/7	Hou.	W	1/1	3	22	7.3	10	1	0	0	-	-	0	22
11/11	Bal.	W	1/0	0	0	-	-	0	0	0	-	-	0	0
11/21	at NYJ	W	1/0	2	72	36.0	65t	1	0	0	-	-	0	72
11/28	Car.	W	1/0	0	0	-	-	0	0	0	-	-	0	0
12/5	NYG	W	1/0	1	5	5.0	5t	1	0	0	-	-	0	5
12/19	NYJ	W	1/0	0	0	-	-	0	0	0	-	-	0	0
12/27	at NO	W	1/0	1	40	40.0	40	0	0	0	-	-	0	40
1/2/22	at Ten.	L	1/0	0	0	-	-	0	0	0	-	-	0	0
1/9/22	NE	W	1/0	0	0	-	-	0	0	0	-	-	0	0
Totals			17/3	14	223	15.9	65t	4	0	0	-	-	0	223

2020, MIAMI (10-6)

Date	Opp.	W/L	GP/GS	RECEIVING					RUSHING					TOTAL OFFENSE
				Rec.	Yds.	Avg.	Lg.	TD	Att.	Yds.	Avg.	Lg.	TD	
9/13	at NE	L	1/0	0	0	-	-	0	0	0	-	-	0	0
9/20	Buf.	L	1/0	0	0	-	-	0	0	0	-	-	0	0
9/24	Jac.	W	1/0	0	0	-	-	0	0	0	-	-	0	0
10/4	Sea.	L	1/0	0	0	-	-	0	0	0	-	-	0	0
10/11	at SF	W	1/0	0	0	-	-	0	0	0	-	-	0	0
10/18	NYJ	W	1/0	0	0	-	-	0	0	0	-	-	0	0
11/1	LAR	W	1/0	0	0	-	-	0	0	0	-	-	0	0
11/8	at Ari.	W	1/0	1	11	11.0	11t	1	0	0	-	-	0	11
11/15	LAC	W	1/0	1	1	1.0	1	0	0	0	-	-	0	1
11/22	at Den.	L	1/0	1	9	9.0	9	0	0	0	-	-	0	9
11/29	at NYJ	W	1/0	2	19	9.5	12	0	0	0	-	-	0	19
12/6	Cin.	W	1/0	1	7	7.0	7	0	0	0	-	-	0	7
12/13	KC	L	1/0	5	66	13.2	23	0	0	0	-	-	0	66
12/20	NE	W	1/1	2	18	9.0	10	0	0	0	-	-	0	18
12/26	at LV	W	1/1	2	42	21.0	34	0	0	0	-	-	0	42
1/3/22	at Buf.	L	1/0	1	3	3.0	3	0	0	0	-	-	0	3
Totals			16/2	16	176	11.0	34	1	0	0	-	-	0	176

HOLLINS

MACK HOLLINS GAME-BY-GAME

2019, PHILADELPHIA/MIAMI

Date	Opp.	W/L	GP/GS	RECEIVING					RUSHING					TOTAL OFFENSE
				Rec.	Yds.	Avg.	Lg.	TD	Att.	Yds.	Avg.	Lg.	TD	
9/8*	Was.	W	1/0	0	0	-	-	0	0	0	-	-	0	0
9/15*	at Atl.	L	1/0	5	50	10.0	17	0	0	0	-	-	0	50
9/22*	Det.	L	1/1	4	62	15.5	20	0	0	0	-	-	0	62
9/26*	at GB	W	1/0	1	13	13.0	13	0	0	0	-	-	0	13
10/6*	NYJ	W	1/1	0	0	-	-	0	0	0	-	-	0	0
10/13*	at Min.	L	1/0	0	0	-	-	0	0	0	-	-	0	0
10/20*	at Dal.	L	1/0	0	0	-	-	0	0	0	-	-	0	0
10/27*	at Buf.	W	1/1	0	0	-	-	0	0	0	-	-	0	0
11/3*	Chi.	W	1/0	0	0	-	-	0	0	0	-	-	0	0
11/17*	NE	L	1/0	0	0	-	-	0	0	0	-	-	0	0
11/24*	Sea.	L	1/0	0	0	-	-	0	0	0	-	-	0	0
12/1*	at Mia.	L	1/0	0	0	-	-	0	0	0	-	-	0	0
12/8	at NYJ	L	1/0	0	0	-	-	0	0	0	-	-	0	0
12/15	at NYG	L	1/0	0	0	-	-	0	0	0	-	-	0	0
12/22	Cin.	W	1/0	0	0	-	-	0	0	0	-	-	0	0
12/29	at NE	W	1/0	0	0	-	-	0	0	0	-	-	0	0
Totals			16/3	10	125	12.5	20	0	0	0	-	-	0	125

*w/Phi.

2017, PHILADELPHIA (13-3)

Date	Opp.	W/L	GP/GS	RECEIVING					RUSHING					TOTAL OFFENSE
				Rec.	Yds.	Avg.	Lg.	TD	Att.	Yds.	Avg.	Lg.	TD	
9/10	at Was.	W	1/0	0	0	-	-	0	0	0	-	-	0	0
9/17	at KC	L	1/0	3	32	10.7	13	0	0	0	-	-	0	32
9/24	NYG	W	1/0	0	0	-	-	0	0	0	-	-	0	0
10/1	at LAC	W	1/0	0	0	-	-	0	0	0	-	-	0	0
10/8	Ari.	W	1/0	0	0	-	-	0	0	0	-	-	0	0
10/12	at Car.	W	1/0	2	38	19.0	20	0	0	0	-	-	0	38
10/23	Was.	W	1/0	1	64	64.0	64t	1	0	0	-	-	0	64
10/29	SF	W	1/0	2	30	15.0	24	0	0	0	-	-	0	30
11/5	Den.	W	1/0	1	8	8.0	8	0	0	0	-	-	0	8
11/19	at Dal.	W	1/0	1	7	7.0	7	0	0	0	-	-	0	7
11/26	Chi.	W	1/0	2	12	6.0	8	0	0	0	-	-	0	12
12/3	at Sea.	L	1/0	1	10	10.0	10	0	0	0	-	-	0	10
12/10	at LAR	W	1/0	0	0	-	-	0	0	0	-	-	0	0
12/17	at NYG	W	1/0	0	0	-	-	0	0	0	-	-	0	0
12/25	Oak.	W	1/0	0	0	-	-	0	0	0	-	-	0	0
12/31	Dal.	L	1/0	3	25	8.3	12	0	0	0	-	-	0	25
Totals			16/0	16	226	14.1	64t	1	0	0	-	-	0	226
POSTSEASON														
1/13/18	Atl.	W	1/0	1	9	9.0	9	0	0	0	-	-	0	9
1/21/18	Min.	W	1/0	0	0	-	-	0	0	0	-	-	0	0
2/4/18	at NE	W	1/0	0	0	-	-	0	0	0	-	-	0	0
Totals			3/0	1	9	9.0	9	0	0	0	-	-	0	9



JACOB HOLLISTER

88

POSITION: Tight End
HT/WF: 6-3/242
ACQUIRED: UFA --'22 (Jac.)
BORN: 11/18/93

NFL SEASON: 6
RAIDERS SEASON: 1
COLLEGE: Wyoming
HOMETOWN: Bend, Ore.

TRANSACTIONS: Signed by New England Patriots as an undrafted free agent, May 5, 2017... Acquired via trade by Seattle Seahawks, April 29, 2019... Released by Seahawks, Aug. 31, 2019... Signed by Seahawks practice squad, Sept. 1, 2019... Re-signed by Seahawks as a restricted free agent, March 18, 2020... Signed by Buffalo Bills as an unrestricted free agent, March 22, 2021... Released by Bills, Aug. 31, 2021... Signed by Jacksonville Jaguars as a free agent, Sept. 3, 2021... Signed by Las Vegas Raiders as an unrestricted free agent, March 22, 2022.

CAREER: Veteran tight end enters his sixth NFL season and his first with the Raiders... In 2021, appeared in seven games with two starts and totaled nine receptions for 55 yards and one TD... Played in 16 games with five starts in 2020, compiling 25 receptions for 209 yards and three TDs... Appeared in 11 games with three starts in 2019, recording a career-high 41 receptions for 349 yards and three TDs... In 2018, saw action in eight games with one start and recorded four receptions for 52 yards... As a rookie in 2017, played in 15 games with one start and posted four receptions for 42 yards... Has played in 57 career games with 12 starts, totaling 83 receptions for 707 yards and seven TDs.

AT A GLANCE

- Appeared in 27 games with eight starts for Seattle from 2019-20, recording 66 receptions for 558 yards and six TDs.
- In 2019, finished third on the Seahawks in receptions (41) and receiving yards (349)
- Played in 23 games with two starts for New England from 2017-18, totaling eight catches for 94 yards.

2021 (WITH JAC.): Played in seven games with two starts, totaling nine receptions for 55 yards and one TD... Was inactive for nine games and missed one contest on the Reserve/COVID-19 List... **(9/26) vs. Ari.:** Started at tight end and recorded two receptions for 15 yards in Jaguars debut... **(9/30) at Cin.:** Posted one reception for five yards... **(10/10) vs. Ten.:** Hauled in a one-yard TD pass... **(10/17) vs. Mia.:** Appeared in a reserve role on offense... **(12/19) vs. Hou.:** Saw action on offense and special teams... **(12/26) at NYJ:** Recorded two receptions for 20 yards... **(1/9/22) vs. Ind.:** Posted three receptions for 14 yards.

2020 (WITH SEA.): Played in 16 games with five starts, compiling 25 receptions for 209 yards and three TDs... **(9/13) at Atl.:** Posted one reception for nine yards... **(9/27) vs. Dal.:** Hauled in a one-yard TD pass... **(10/25) at Ari.:** Recorded three receptions for 22 yards... **(11/1) vs. SF:** Recorded one reception for six yards... **(11/8) at Buf.:** Finished with a season-high five receptions for 60 yards... **(11/15) vs. LAR:** Posted one catch for six yards... **(11/19) vs. Ari.:** Recorded two receptions for 14 yards... **(11/30) at Phi.:** Hauled in two passes for 11 yards... **(12/6) vs. NYG:** Posted three receptions for 20 yards... **(12/13) vs. NYJ:** Made one catch for 20 yards... **(12/20) at Was.:** Hauled in a 10-yard TD pass and finished with two receptions for 17 yards... **(12/27) vs. LAR:** Hauled in a 13-yard TD pass and totaled two receptions for 17 yards... **(1/3/21) at SF:** Made one catch for six yards... **Postseason: (1/9/21) vs. LAR:** Started at tight end.

2019 (WITH SEA.): Appeared in 11 games with three starts and recorded 41 receptions for 349 yards and three TDs... Spent the first five weeks of the season on the team's practice squad... **(10/20) vs. Bal.:** Recorded three receptions for 20 yards... **(10/27) at Atl.:** Posted two receptions for 18 yards... **(11/3) vs. TB:** Finished with four receptions for 37 yards and a career-high two TDs... **(11/11) at SF:** Recorded a career-high eight receptions for 62 yards and one TD... **(11/24) at Phi.:** Hauled in two passes for 22 yards... **(12/2) vs. Min.:** Logged six receptions for 44 yards... **(12/8) at LAR:** Posted four receptions for 34 yards... **(12/15) at Car.:** Hauled in three passes for 23 yards... **(12/22) vs. Ari.:** Recorded a career-high 64 yards on five receptions... **(12/29) vs. SF:** Registered four catches for 25 yards... **Postseason: (1/5/20) at Phi.:** Recorded two receptions for 16 yards... **(1/12/20) at GB:** Hauled in five passes for 47 yards.

2018 (WITH NE): Played in eight games with one start, recording four receptions for 52 yards... Was inactive for eight games... **(9/16) at Jac.:** Started at tight end and recorded three receptions for 35 yards... **(11/11) at Ten.:** Made one catch for 17 yards... **Postseason:** Was placed on the Reserve/Injured List for the entire postseason.

2017 (WITH NE): Appeared in 15 games with one start, totaling four receptions for 42 yards... **(9/17) at NO:** Hauled in one pass for five yards... **(9/24) vs. Hou.:** Posted one reception for 19 yards... **(10/29) vs. LAC:** Recorded one reception for 13 yards... **(12/24) vs. Buf.:** Made one catch for five yards.

COLLEGE: Played in 30 games at Wyoming from 2014-16 and totaled 75 receptions for 1,114 yards and 12 TDs... As a senior in 2016, played in 12 games and recorded 32 receptions for 515 yards with seven TDs... As a junior in 2015, played in 10 contests and posted 26 receptions for 355 yards and three TDs... As a sophomore in 2014, played in eight games and recorded 17 receptions for 244 yards and two TDs... Joined Wyoming after transferring from Arizona Western Junior College, where he earned first-team all-conference honors... Transitioned from quarterback to tight end as a redshirt freshman in 2013... Totaled 10 receptions for 96 yards and one TD... Redshirted as a true freshman at Nevada in 2012.

PERSONAL: Attended Mountain View High School in Bend, Ore., where he played quarterback and helped lead the team to the 5A state championship... Led team to three-straight conference titles... Named first-team All-State as a senior after completing 112-of-172 passes for 1,855 yards with 31 TDs... Also played basketball and baseball... His brother, Cody, plays wide receiver for the Tennessee Titans.

ADDITIONAL STATISTICS: Special teams tackles – 4 in 2017, 1 in 2018, 3 in 2019, 3 in 2020, 1 in 2021; NFL Totals: 12. Miscellaneous tackles – 1 in 2019; NFL Totals: 1.

SINGLE-GAME HIGHS: RECEIVING: Receptions – 8, 11/11/19 at SF. Yards – 64, 12/22/19 vs. Ari. Long – 23, 9/16/18 at Jac. Touchdowns – 2, 11/3/19 vs. TB. RUSHING: Attempts – 1, 12/24/17 vs. Buf. Yards – 5, 12/24/17 vs. Buf. Long – 5, 12/24/17 vs. Buf.

JACOB HOLLISTER'S CAREER STATISTICS

Year	Team	GP	GS	RECEIVING				RUSHING				TOTAL OFFENSE		
				Rec.	Yds.	Avg.	Lg.	TD	Att.	Yds.	Avg.		Lg.	TD
2017	New England	15	1	4	42	10.5	19	0	1	5	5.0	5	0	47
2018	New England	8	1	4	52	13.0	23	0	0	0	-	-	0	52
2019	Seattle	11	3	41	349	8.5	22	3	0	0	-	-	0	349
2020	Seattle	16	5	25	209	8.4	20	3	0	0	-	-	0	209
2021	Jacksonville	7	2	9	55	6.1	11	1	0	0	-	-	0	55
Totals		57	12	83	707	8.5	23	7	1	5	5.0	5	0	712
POSTSEASON														
2017	New England	1	0	1	0	0.0	0	0	0	0	-	-	0	0
2018	New England	0	0	0	0	-	-	0	0	0	-	-	0	0
2019	Seattle	2	2	7	63	9.0	19	0	0	0	-	-	0	63
2020	Seattle	1	1	0	0	-	-	0	0	0	-	-	0	0
Totals		4	3	8	63	7.9	19	0	0	0	-	-	0	63

JACOB HOLLISTER GAME-BY-GAME

2021, JACKSONVILLE (3-14)

Date	Opp.	W/L	GP/GS	RECEIVING				TD
				Rec.	Yds.	Avg.	Lg.	
9/12	at Hou.	L		(INACTIVE)				
9/19	Den.	L		(INACTIVE)				
9/26	Ari.	L	1/1	2	15	7.5	9	0
9/30	at Cin.	L	1/0	1	5	5.0	5	0
10/10	Ten.	L	1/1	1	1	1.0	1t	1
10/17	Mia.	W	1/0	0	0	-	-	0
10/31	at Sea.	L		(INACTIVE)				
11/7	Buf.	W		(INACTIVE)				
11/14	at Ind.	L		(INACTIVE)				
11/21	SF	L		(INACTIVE)				
11/28	Atl.	L		(INACTIVE)				
12/5	at LAR	L		(INACTIVE)				
12/12	at Ten.	L		(INACTIVE)				
12/19	Hou.	L	1/0	0	0	-	-	0
12/26	at NYJ	L	1/0	2	20	10.0	11	0
1/2/22	at NE	L		(RESERVE/COVID-19 LIST)				
1/9/22	Ind.	W	1/0	3	14	4.7	7	0
Totals			7/2	9	55	6.1	11	1

2020, SEATTLE (12-4)

Date	Opp.	W/L	GP/GS	RECEIVING				TD
				Rec.	Yds.	Avg.	Lg.	
9/13	at Atl.	W	1/0	1	9	9.0	9	0
9/20	NE	W	1/0	0	0	-	-	0
9/27	Dal.	W	1/0	1	1	1.0	1t	1
10/4	at Mia.	W	1/0	0	0	-	-	0
10/11	Min.	W	1/0	0	0	-	-	0
10/25	at Ari.	L	1/0	3	22	7.3	17	0
11/1	SF	W	1/0	1	6	6.0	6	0
11/8	at Buf.	L	1/1	5	60	12.0	19	0
11/15	at LAR	L	1/0	1	6	6.0	6	0
11/19	Ari.	W	1/0	2	14	7.0	9	0
11/30	at Phi.	W	1/1	2	11	5.5	8	0
12/6	NYG	L	1/0	3	20	6.7	10	0
12/13	NYJ	W	1/0	1	20	20.0	20	0
12/20	at Was.	W	1/1	2	17	8.5	10t	1
12/27	LAR	W	1/1	2	17	8.5	13t	1
1/3/21	at SF	W	1/1	1	6	6.0	6	0
Totals			16/5	25	209	8.4	20	3
POSTSEASON								
1/9/21	LAR	L	1/1	0	0	-	-	0
Totals			1/1	0	0	-	-	0

JACOB HOLLISTER GAME-BY-GAME

2019, SEATTLE (11-5)


Date	Opp.	W/L	GP/GS	RECEIVING				TD
				Rec.	Yds.	Avg.	Lg.	
9/8	Cin.	W		(PRACTICE SQUAD)				
9/15	at Pit.	W		(PRACTICE SQUAD)				
9/22	NO	L		(PRACTICE SQUAD)				
9/29	at Ari.	W		(PRACTICE SQUAD)				
10/3	LAR	W		(PRACTICE SQUAD)				
10/13	at Cle.	W	1/0	0	0	-	-	0
10/20	Bal.	L	1/0	3	20	6.7	9	0
10/27	at Atl.	W	1/0	2	18	9.0	12	0
11/3	TB	W	1/1	4	37	9.3	22	2
11/11	at SF	W	1/0	8	62	7.8	13	1
11/24	at Phi.	W	1/0	2	22	11.0	21	0
12/2	Min.	W	1/0	6	44	7.3	16	0
12/8	at LAR	L	1/1	4	34	8.5	19	0
12/15	at Car.	W	1/0	3	23	7.7	8	0
12/22	Ari.	L	1/0	5	64	12.8	20	0
12/29	SF	L	1/1	4	25	6.3	9	0
Totals			11/3	41	349	8.5	22	3
POSTSEASON								
1/5/20	at Phi.	W	1/1	2	16	8.0	9	0
1/12/20	at GB	L	1/1	5	47	9.4	19	0
Totals			2/2	7	63	9.0	19	0

2018, NEW ENGLAND (11-5)

Date	Opp.	W/L	GP/GS	RECEIVING				TD
				Rec.	Yds.	Avg.	Lg.	
9/9	Hou.	W		(INACTIVE)				
9/16	at Jac.	L	1/1	3	35	11.7	23	0
9/23	at Det.	L		(INACTIVE)				
9/30	Mia.	W		(INACTIVE)				
10/4	Ind.	W	1/0	0	0	-	-	0
10/14	KC	W	1/0	0	0	-	-	0
10/21	at Chi.	W		(INACTIVE)				
10/29	at Buf.	W		(INACTIVE)				
11/4	GB	W		(INACTIVE)				
11/11	at Ten.	L	1/0	1	17	17.0	17	0
11/25	at NYJ	W	1/0	0	0	-	-	0
12/2	Min.	W	1/0	0	0	-	-	0
12/9	at Mia.	L	1/0	0	0	-	-	0
12/16	at Pit.	L		(INACTIVE)				
12/23	Buf.	W	1/0	0	0	-	-	0
12/30	NYJ	W		(INACTIVE)				
Totals			8/1	4	52	13.0	23	0
POSTSEASON								
1/13/19	LAC	W		(RESERVE/INJURED LIST)				
1/20/19	at KC	W		(RESERVE/INJURED LIST)				
2/3/19	at LAR	W		(RESERVE/INJURED LIST)				
Totals			0/0	0	0	-	-	0

2017, NEW ENGLAND (13-3)

Date	Opp.	W/L	GP/GS	RECEIVING				TD
				Rec.	Yds.	Avg.	Lg.	
9/7	KC	L		(INACTIVE)				
9/17	at NO	W	1/1	1	5	5.0	5	0
9/24	Hou.	W	1/0	1	19	19.0	19	0
10/1	Car.	L	1/0	0	0	-	-	0
10/5	at TB	W	1/0	0	0	-	-	0
10/15	at NYJ	W	1/0	0	0	-	-	0
10/22	Atl.	W	1/0	0	0	-	-	0
10/29	LAC	W	1/0	1	13	13.0	13	0
11/12	at Den.	W	1/0	0	0	-	-	0
11/19	at Oak.	W	1/0	0	0	-	-	0
11/26	Mia.	W	1/0	0	0	-	-	0
12/3	at Buf.	W	1/0	0	0	-	-	0
12/11	at Mia.	L	1/0	0	0	-	-	0
12/17	at Pit.	W	1/0	0	0	-	-	0
12/24	Buf.	W	1/0	1	5	5.0	5	0
12/31	NYJ	W	1/0	0	0	-	-	0
Totals			15/1	4	42	10.5	19	0
POSTSEASON								
1/13/19	LAC	W	1/0	1	0	0.0	0	0
1/20/19	at KC	W		(INACTIVE)				
2/3/19	at LAR	L		(INACTIVE)				
Totals			1/0	1	0	0.0	0	0



JESPER HORSTED

80

POSITION: Tight End
HT/WT: 6-3/241
ACQUIRED: FA-22
BORN: 02/27/97

NFL SEASON: 4
RAIDERS SEASON: 1
COLLEGE: Princeton
HOMETOWN: St. Paul, Minn.

TRANSACTIONS: Signed by Chicago Bears as an undrafted free agent, May 13, 2019...Waived by Bears, Aug. 31, 2019...Signed by Bears to practice squad, Sept. 1, 2019...Signed by Bears to active roster, Nov. 20, 2019...Waived by Bears, Sept. 5, 2020...Signed by Bears to practice squad, Sept. 7, 2020...Signed by Bears as a reserve/future free agent, Jan. 12, 2021...Re-signed by Bears as an exclusive rights free agent, April 4, 2022...Waived/injured by Bears, May 13, 2022...Signed by Las Vegas Raiders as a free agent, June 7, 2022.

CAREER: Tight end enters first season with Raiders after spending three years with Chicago...Has played in 13 career games with one start and has totaled 10 catches for 108 yards and three TDs...Played in seven games in 2021 and both of his catches were for TDs...In 2020, spent the entire year on the Bears' practice squad...As a rookie in 2019, posted eight catches for 87 yards and one TD...Entered the NFL with Bears as an undrafted free agent out of Princeton.

AT A GLANCE

- Played in 13 with one start over three seasons with the Chicago Bears.
- Has totaled 10 career catches for 108 yards and three TDs. Both of his catches in 2021 went for TDs.
- Joined Chicago in 2019 as an undrafted free agent out of Princeton, where he finished his career as the program's all-time leader with 196 receptions and 28 receiving TDs.

2021 (WITH CHI.): Played in seven games and totaled two catches for 21 yards and two TDs...Both of his catches went for scores...Inactive for seven games and did not play in three contests...**(10/10) at LV:** Had a 2-yard TD reception...TD reception came in the second quarter and gave Bears a 7-3 lead...**(12/20) vs. Min.:** Had a 19-yard TD reception, a leaping effort from QB Justin Fields as regulation expired.

2020 (WITH CHI.): Spent the 2020 season on the Bears' practice squad.

2019 (WITH CHI.): Played in six games with one start as a rookie...Totaled eight receptions for 87 yards and one TD...Promoted to the active roster from the practice squad in Week 12...**(11/24) vs. NYG:** Made NFL debut and recorded first-career catch for four yards...**(11/28) at Det.:** Caught an over-the-shoulder pass for an 18-yard TD, marking his first-career score...**(12/5) vs. Dal.:** Set career highs with four receptions for 36 yards.

COLLEGE: Played four years at Princeton as a wide receiver, finishing collegiate career as the program's all-time leader in receptions (196) and receiving TDs (28)...Named a semifinalist for the William Campbell Scholar-Athlete Trophy...Earned first-team All-Ivy League honors as a senior after catching 72 passes for 1,047 yards and 13 TDs...Part of the highest-scoring offense in Ivy League history...Led Princeton to its first perfect season since 1964 and its second Ivy League title in three years...Also rushed for two TDs and led the Ivy League with 15 total TDs...As a junior, earned unanimous All-Ivy League honors...Broke Princeton's single-season records for receptions (92) and receiving TDs (14)...Led the Ivy League in receptions, receiving yards (1,226) and receiving TDs...Also played centerfield and served as leadoff hitter for the Princeton baseball team, helping Tigers to an Ivy League championship in 2015.

PERSONAL: Attended Roseville Area High School in Shoreview, Minn...Named 2015 Minnesota High School Athlete of the Year by the St. Paul Pioneer Press...Holds Minnesota state single-game record for receptions (19), setting the record during the 2013 state playoffs...Earned first-team all-state, all-metro and all-conference honors...As a senior, totaled 82 catches for 1,484 yards and 19 TDs...Led team to a conference title and to the state quarterfinals...Team captain in both football and baseball...Batted .596 as a junior on the baseball team, ranking second in the state...Also earned all-conference honors in basketball...Academic all-state honoree.

SINGLE-GAME HIGHS: RECEIVING: Receptions – 4, 12/5/19 vs. Dal.. YARDS – 36, 12/5/19 vs. Dal. Long – 20, 12/22/19 vs. KC. Touchdowns – 1, three times, last: 12/20/21 vs. Min.

JESPER HORSTED'S CAREER STATISTICS

Year	Team	RECEIVING								RUSHING				TOTAL OFFENSE
		GP	GS	Rec.	Yds.	Avg.	Lg.	TD	Att.	Yds.	Avg.	Lg.	TD	
2019	Chicago	6	1	8	87	10.9	20	1	0	0	-	-	0	87
2020	Chicago	(PRACTICE SQUAD)												
2021	Chicago	7	0	2	21	10.5	19t	2	0	0	-	-	0	21
Totals		13	1	10	108	10.8	25	3	0	0	-	-	0	108
POSTSEASON														
2020	Chicago	(PRACTICE SQUAD)												
Totals		0	0	0	0	-	-	0	0	0	-	-	0	0

HORSTED

JESPER HORSTED GAME-BY-GAME

2021, CHICAGO (6-11)

Date	Opp.	W/L	GP/GS	RECEIVING					TD
				Rec.	Yds.	Avg.	Lg.	TD	
9/12	at LAR	L		(INACTIVE)					
9/19	Cin.	W		(INACTIVE)					
9/26	at Cle.	L		(INACTIVE)					
10/3	Det.	W		(INACTIVE)					
10/10	at LV	W	1/0	1	2	2.0	2t	1	
10/17	GB	L	1/0	0	0	-	-	0	
10/24	at TB	L	1/0	0	0	-	-	0	
10/31	SF	L	1/0	0	0	-	-	0	
11/8	at Pit.	L	1/0	0	0	-	-	0	
11/21	Bal.	L		(INACTIVE)					
11/25	at Det.	W		(INACTIVE)					
12/5	Ari.	L	1/0	0	0	-	-	0	
12/12	at GB	L		(INACTIVE)					
12/20	Min.	L	1/0	1	19	19.0	19t	1	
12/26	at Sea.	W		(RESERVE/COVID-19 LIST)					
1/2/22	NYG	W		(RESERVE/COVID-19 LIST)					
1/9/22	at Min.	L		(RESERVE/INJURED LIST)					
Totals			7/0	2	21	10.5	19t	2	

2020, CHICAGO (8-8)

Date	Opp.	W/L	GP/GS	RECEIVING					TD
				Rec.	Yds.	Avg.	Lg.	TD	
9/13	at Det.	W		(PRACTICE SQUAD)					
9/20	NYG	W		(PRACTICE SQUAD)					
9/27	at Atl.	W		(PRACTICE SQUAD)					
10/4	Ind.	L		(PRACTICE SQUAD)					
10/8	TB	W		(PRACTICE SQUAD)					
10/18	at Car.	W		(PRACTICE SQUAD)					
10/26	at LAR	L		(PRACTICE SQUAD)					
11/1	NO	L		(PRACTICE SQUAD)					
11/8	at Ten.	L		(PRACTICE SQUAD)					
11/16	Min.	L		(PRACTICE SQUAD)					
11/29	at GB	L		(PRACTICE SQUAD)					
12/6	Det.	L		(PRACTICE SQUAD)					
12/13	Hou.	W		(PRACTICE SQUAD)					
12/20	at Min.	W		(PRACTICE SQUAD)					
12/27	at Jac.	W		(PRACTICE SQUAD)					
1/3/21	GB	L		(PRACTICE SQUAD)					
Totals			0/0	0	0	-	-	0	
POSTSEASON									
1/10/21	at NO	L		(PRACTICE SQUAD)					
Totals			0/0	0	0	-	-	0	

2019, CHICAGO (8-8)

Date	Opp.	W/L	GP/GS	RECEIVING					TD
				Rec.	Yds.	Avg.	Lg.	TD	
9/5	GB	L		(PRACTICE SQUAD)					
9/15	at Den.	W		(PRACTICE SQUAD)					
9/23	at Was.	W		(PRACTICE SQUAD)					
9/29	Min.	W		(PRACTICE SQUAD)					
10/6	at Oak.	L		(PRACTICE SQUAD)					
10/20	NO	L		(PRACTICE SQUAD)					
10/27	LAC	L		(PRACTICE SQUAD)					
11/3	at Phi.	L		(PRACTICE SQUAD)					
11/10	Det.	W		(PRACTICE SQUAD)					
11/17	at LAR	L		(PRACTICE SQUAD)					
11/24	NYG	W	1/0	1	4	4.0	4	0	
11/28	at Det.	W	1/1	1	18	18.0	18t	1	
12/5	Dal.	W	1/0	4	36	9.0	14	0	
12/15	at GB	L	1/0	1	9	9.0	9	0	
12/22	KC	L	1/0	1	20	20.0	20	0	
12/29	at Min.	W	1/0	0	0	-	-	0	
Totals			6/1	8	87	10.9	20	1	



JOSH JACOBS

28

POSITION: Running Back
HT/WT: 5-10/220
ACQUIRED: D1b-'19
BORN: 02/11/98

NFL SEASON: 4
RAIDERS SEASON: 4
COLLEGE: Alabama
HOMETOWN: Tulsa, Okla.

TRANSACTIONS: Selected by Oakland Raiders in the first round (24th overall) of the 2019 NFL Draft, April 25, 2019.

CAREER: Elite running back enters his fourth season in the league after having one of the most successful starts by a running back in franchise history... Became just the 33rd player in NFL history to begin his career with back-to-back 1,000-yard campaigns on the ground... Just the third player in franchise history with multiple seasons of at least 1,000 rushing yards... Tied for first in franchise history with seven multi-rushing TD performances through his first two seasons... Ranks first in franchise history for most rushing yards by a player through his first two seasons (2,215)... Has recorded nine 100-yard rushing performances, three of which also included at least two rushing TDs... In 2021, surpassed 1,000 scrimmage yards for the third consecutive season on 217 carries for 872 yards with nine TDs and 54 receptions for 348 yards... In 2020, was named to his first Pro Bowl after rushing 273 times for 1,065 yards and a career-high 12 rushing TDs, while also posting career highs for receptions (33) and receiving yards (238)... In 2019, named PFWA Offensive Rookie of the Year after setting a rookie franchise record with 1,150 yards on 242 carries, while adding seven TDs... Also garnered a franchise-rookie record two NFL Offensive Player of the Month Awards for the Months of October and November... Career totals include 28 starts with 515 rushing attempts for 2,215 yards (4.3 avg.) and 19 TDs... Has added 53 receptions for 404 receiving yards (7.6 avg.).

AT A GLANCE

- Became just the third player in franchise history to record multiple seasons with at least 1,000 rushing yards.
- Named PFWA Offensive Rookie of the Year after setting the franchise rookie record for rushing yards in a single season, surpassing Marcus Allen's record (686) set in 1982.
- Led all rookies in rushing yards (1,150), rushing TDs (seven), rushing yards per game (88.5 avg.), rushing yards after contact (686) and scrimmage yards per game (101.2 avg.).

2021: Appeared in 15 games with 14 starts, recording 217 carries for 872 yards with nine TDs... Added 54 receptions for 348 yards... Surpassed 1,000 scrimmage yards for the third consecutive season, finishing the year with 1,220... His 54 receptions and 348 receiving yards both marked career highs... (9/13) vs. Bal.: Finished the contest with 10 carries for 34 yards with two TDs, marking his eighth multi-TD rushing performance of his career... (10/4) at LAC: Returned to action and finished with 13 carries for 40 yards, while adding five receptions for 17 yards... (10/10) vs. Chi.: Started and led the team with 15 carries for 48 yards with one TD... Added four receptions for 19 yards... (10/17) at Den.: Rushed for 53 yards on 16 carries with one TD, while adding 29 receiving yards on one reception... His 23 career rushing TDs are the second-most through a player's first 32 games in Raiders history... (10/24) vs. Phi.: Recorded six carries for 29 yards with one TD in the win before exiting early due to injury... (11/7) at NYG: Finished with 76 rushing yards on 13 carries, while adding four receptions for 19 yards... (11/4) vs. KC: Finished with 36 scrimmage yards (16 rushing and 20 receiving)... (11/21) vs. Cin.: Recorded nine carries for 37 yards and added five receptions for 24 yards... (11/25) at Dal.: Finished with 87 rushing yards on 22 carries with one TD... Added two receptions for 25 yards... (12/5) vs. Was.: Recorded 13 carries for 52 yards with one TD, adding a career-high nine receptions for 38 yards... (12/12) at KC: Recorded nine carries for 24 yards and added five receptions for 46 yards... (12/20) at Cle.: Totaled 52 rushing yards on 15 carries, while adding three receptions for 42 yards... (12/26) vs. Den.: Finished with 27 carries for 129 yards, both marking season highs... His 129 rushing yards ties a career high... (1/2/22) at Ind.: Rushed for 63 yards on 16 carries with one TD in the win... Added four receptions for 17 yards... (1/9/22) vs. LAC: Finished with a career-high 132 rushing yards on 26 carries with one TD... Added a career-high 144 all-purpose yards... Became just the 13th player in franchise history to record 3,000-plus career rushing yards... **Postseason:** (1/15/22) at Cin.: Recorded a game-high 83 rushing yards on 13 carries in his first postseason appearance... Added four receptions for 44 yards.



2020: Named to his first Pro Bowl after recording 1,065 rushing yards on 273 carries with 12 TDs, while adding 33 receptions for 238 yards... Became just the third player in franchise history to rush for 1,000 yards in multiple seasons, joining RBs Marcus Allen and Mark van Eeghen... Just the 33rd player in NFL history to begin his career with 1,000 rushing yards in each of his first two seasons... Finished eighth in the NFL with 1,065 rushing yards and third in the league with 273 carries... Tied for fourth in the NFL with 12 rushing TDs on the season... His 12 rushing TDs in a single season also tied for third-most in franchise history... (9/13) at Car.: Recorded 93 yards rushing on 25 carries (3.7 avg.) with three TDs, adding a career-high 46 yards receiving on four receptions (11.5)... His three TDs on the ground tied a single-game franchise record and led the NFL in Week 1... Became the first Raiders player to rush for three TDs in a season opener and first player in the NFL with three rushing TDs in season-opener since RB Mike Gillislee did so in 2017, and only the third such occurrence since 2010... Joined WR Tim Brown as the only other Raiders player with three TDs in season-opener (vs. Ten in 1997)... Joined RB Lawrence Phillips (1996-97) as the only players with at least two rushing TDs in Week 1 of both their rookie season and second season... Tallied his fourth multi-rushing TD game in just his first 14 career contests, tied for third-most all-time in NFL history... No player in NFL history had more rushing TDs combined in Week 1 of their rookie season and second season than his five... (9/21) vs. NO: Finished with 88 yards rushing on 27 carries (3.3 avg.), adding 17 yards receiving on three receptions... Recorded his third-straight primetime game with 100-plus scrimmage yards (105)... (9/27) at NE: Finished with a team-high 71 rushing yards on 16 carries (4.4 avg.), adding three receptions for 12 yards... Ranked first in Raiders history with 1,402 rushing yards through his first

JACOBS

16 career games... (10/4) vs. Buf.: Finished with 48 rushing yards on 15 carries (3.2 avg.) and added three receptions for 135 yards (8.3 avg.)... (10/11) at KC: Finished the day with 19 carries for 59 yards and two TDs, while adding two receptions for eight yards... Recorded his fifth multi-rushing TD game of his career... (10/25) vs. TB: Totaled 10 rush attempts for 17 yards and three receptions for 14 yards... (11/1) at Cle.: Finished with career highs in rushing attempts (31) and rushing yards (129)... Recorded his first 100-yard rushing game this season, and sixth time in his first 20 career games... Became the first Raiders running back to record 30 attempts in a single game for the first time since RB Darren McFadden in 2012... His 129 rushing yards ranked second in the NFL that week and first in the AFC... His 31 carries are tied for fifth-most in franchise history among single-game performances... Also rushed for a career-high 10 first downs and finished second in the NFL in Week 8 with 95 rushing yards after contact... (11/8) at LAC: Finished the day with 11 rushes for 62 yards (5.6 avg.) with one TD... With 63 rushing yards in the contest, became the franchise's leader in rushing yards (1,738) through a player's first two seasons, surpassing Hall of Famer Allen's 1,711 yards... (11/15) vs. Den.: Finished the day with 21 carries for 122 yards (5.3 avg.) and two rushing TDs... Also tied a career high with four receptions for 24 yards... Registered his seventh career 100-yard rushing game and second on the season... Ranked tied for second in franchise history with RBs Bo Jackson and McFadden for most career games with 100-plus yards rushing and two-plus TD runs (three)... His eight total rush TDs ranked tied for second-most in club history through the first 10 weeks of the season... (11/22) vs. KC: Finished the day with 17 carries for 55 yards (3.2 avg.) and one rushing TD... Recorded a rushing TD for the third consecutive contest, marking the first time achieving the feat in his career... (11/29) at Atl.: Totaled seven carries for 27 yards while adding three receptions for 17 yards... (12/6) at NYJ: Inactive due to an ankle injury... (12/13) vs. Ind.: Totaled 13 carries for 49 yards (3.8 avg.) and three receptions for 25 yards (8.3 avg.)... (12/17) vs. LAC: Finished the day with 26 carries for 76 yards with one rushing TD, while adding three receptions for 38 yards... In the first quarter of the contest, became the first player in franchise history to surpass 2,000 rushing yards in his first two seasons... Became just the fourth player in Raiders history to record at least 10 rushing TDs in a single season, joining RBs Allen, Pete Banaszak and Latavius Murray... (12/26) vs. Mia.: Rushed 13 times for 69 yards... (1/3/21) at Den.: Finished with 15 carries for 89 yards with two TDs in the win... Eclipsed the 1,000 yard milestone on the day, becoming the first running back in franchise history to begin his career with back-to-back 1,000-yard rushing campaigns... Recorded 28-yard TD run, marking a new career long... His seventh multi-TD game set the franchise record for most such performances through a player's first two seasons.



2019: Started in all 13 of his appearances as a rookie in 2019, recording 1,150 rushing yards on 242 carries with seven TDs, while adding 20 receptions for 166 yards en route being named PFWA Offensive Rookie of the Year while garnering Pro Bowl alternate recognition... Broke RB Marcus Allen's record of 100-yard rushing performances, finishing with five... Became the 21st player in NFL history with 1,000 rushing yards through his first 12 career contests... Became the 12th player in Raiders lore to rush for over 1,000 yards... Ranked sixth in franchise history with 1,150 rushing yards in a single season... Ranked fourth in NFL history among players 21-years-old or younger with 1,150 rushing yards... Despite missing three games due to a shoulder injury, finished fifth in the NFL with 686 rushing yards after contact... Finished eighth in the NFL and first among rookies in rushing yards... Became the first rookie in franchise history to rush for 1,000 yards... Also became the first player in Raiders history and first player since WR Odell Beckham Jr. in 2014 to be named NFL Offensive Rookie of the Month in two separate months (October and November)... (9/9) vs. Den.: Made his NFL debut, starting at running back... Tallied 85 yards on 23 carries and added two rushing TDs... Became the first rookie since RB LaDainian Tomlinson in 2001 to gain 100 yards from scrimmage while logging two rushing TDs in his NFL debut... Became the first Raiders player in franchise history to score two rushing TDs in his NFL debut... His 85 yards on the ground ranked third in franchise history among Raiders in their NFL debuts... (9/15) vs. KC: Recorded a game-high 99 yards rushing on 12 carries (8.3 avg.), with a 51-yard long... His 51-yard rush was the fourth-longest by a rookie during the year... Tied for the seventh-most single-game rushing yards by Raiders rookie running back in franchise history... (9/22) at Min.: Recorded a team-high 44 yards rushing on 10 carries, with an 18-yard long... (9/29) at Ind.: Recorded a game-high 79 rushing yards on 17 carries,



ANDRE JAMES

68

POSITION: Center
HT/WT: 6-4/300
ACQUIRED: FA-'19
BORN: 05/02/97

NFL SEASON: 4
RAIDERS SEASON: 4
COLLEGE: UCLA
HOMETOWN: Herriman, Utah

TRANSACTIONS: Signed by Oakland Raiders as an undrafted free agent, May 2, 2019. ... Signed by Raiders to a contract extension, Mar. 22, 2021.

CAREER: Originally signed with the Raiders as an undrafted free agent in the 2019 offseason... Started all 17 games at center in 2021, helping the offense finish 11th in the NFL in total yards per game (363.8)... Played in all 16 games in 2020, appearing exclusively on special teams... Appeared in 12 games with one start at center in his rookie campaign for an offense that finished eighth in the NFL in sacks allowed (29).

2021: Started all 17 games and helped the Silver and Black rank 11th in the NFL with 363.8 yards per game... Part of an offensive line that paved the way for 268.6 passing yards per game, which ranked sixth in the NFL... **(9/13) vs. Bal.:** Started at center in the season opener... Allowed QB Derek Carr to record 435 passing yards, marking the third-most of his career... **(9/19) at Pit.:** Started at center in the win, helping Carr complete 28-of-37 passes for 382 yards with two TDs for a passer rating of 126.2... **(9/26) vs. Mia.:** Started at center in the win... Helped pave the way for 497 yards of total offense, including 140 rushing yards... Allowed Carr to complete 26-of-43 passing for 386 yards, marking his third consecutive game with at least 325 passing yards... **(10/4) at LAC:** Started at center in the contest, while also seeing action on special teams... **(10/10) vs. Chi.:** Started at center and helped pave the way for RB Josh Jacobs' third rushing TD of the season... **(10/17) at Den.:** Started at center and helped Carr finish 18-of-27 passing for 341 yards and two TDs for a passer rating of 134.4, marking the sixth-highest rating in his career... **(10/24) vs. Phi.:** Started at center as part of a line that posted its first clean sheet of the season, while helping Carr complete 91.2 percent of his attempts (31-for-34)... **(11/7) at NYG:** Started at center and helped pave the way for 403 yards of total offense, including 117 on the ground... Also part of an offensive line that surrendered just one sack in the contest... **(11/14) vs. KC:** Started at center and helped the offense record 299 total net yards... **(11/21) vs. Cin.:** Started at center, helping the offense record 278 yards of total offense... **(11/25) at Dal.:** Started at center as part of an offensive line that paved the way for 509 total net yards, including 143 yards on the ground... **(12/5) vs. Was.:** Started at center, helping the offense record 310 yards... **(12/12) at KC:** Started at center, helping the offense record 290 total net yards... **(12/20) at Cle.:** Started at center, helping the offense record 328 yards of total offense with 98 rushing yards... **(12/26) vs. Den.:** Started at center, helping pave the way for 160 rushing yards... **(1/2/22) at Ind.:** Started at center in the win, paving the way for 326 yards of total offense... **(1/9/22) vs. LAC:** Started at center, helping pave the way for a season-high 174 rushing yards and 346 yards of total offense... **Postseason: (1/15/22) at Cin.:** Started at center, helping the offense pave the way for 385 yards of total offense.

AT A GLANCE

- Started all 17 games at center in 2021, allowing QB Derek Carr to pass for a career and franchise-high 4,804 yards.
- Appeared in 12 games with one start at center in his rookie campaign, helping the offensive line finish eighth in the NFL in sacks allowed (29).
- Spent three years at UCLA, seeing action in 35 games with 32 starts, playing at both left tackle and right tackle during collegiate career.



2020: Appeared in all 16 games for the first time in his career and was a primary contributor on special teams in each contest.

2019: Appeared in 12 games with one start at center in his rookie campaign... Made the team as an undrafted free agent, moving from tackle to center during training camp... Helped the offensive line finish eighth in the NFL in sacks allowed (29), while also finishing as one of just five teams in the league to surrender zero sacks against four different opponents... Part of an offensive line that paved the way for rookie RB Josh Jacobs who recorded 1,150 rushing yards in just 13 contests, becoming the first Raiders rookie to eclipse the 1,000-yard barrier... **(9/9) vs. Den.:** Made his NFL debut, appearing exclusively on special teams... **(10/27) at Hou.:** Filled in at center after C Rodney Hudson exited the game in the first quarter with an ankle injury... Part of an offensive line that did not allow a sack in their third consecutive game and fourth on the season...

JAMES

Helped protect QB Derek Carr as he threw for three TDs and recorded a 125.0 passer rating... **(11/3) vs. Det.:** Made his first NFL start at center... Helped pave the way as the Raiders recorded 171 yards on the ground and Jacobs scored two rushing TDs... Part of an offensive line that surrendered just one sack in the win... **(11/7) vs. LAC:** Saw limited action on offense in the primetime victory.

COLLEGE: Played three years at UCLA, seeing action in 35 games with 32 starts... Started at both left tackle and right tackle during collegiate career... Teamed with current Raider and 2018 first-round NFL Draft pick T Kolton Miller... As a senior, started all 12 games at left tackle... Named to the Athletic Director's Academic Honor Roll... Helped UCLA's rushing offense improve by over 40 yards per game from the previous season... Helped pave the way for RB Joshua Kelly, who rushed for 1,243 yards and averaged 5.5 yards per rushing attempt... Kelly posted 100-or-more yards on the ground in six games and finished 10th on UCLA's all-time single-season rushing list... As a junior, started all 13 games at right tackle... Part of a line that helped the offense improve the team's rushing output (3.7 avg.) by almost a full yard from the previous season... Line aided improvements in rushing yardage, rushing TDs and rushing first downs... Helped offense rank third in the Pac-12 Conference in total offense (457.8 avg.)... As a sophomore, played in 10 games with seven starts... Started the final seven games of the season at right tackle, moving into the lineup following an injury to Miller... As a freshman, did not see game action.

PERSONAL: Attended Herriman (Utah) High School... Listed as a four-star recruit by Scout.com... Ranked as the No. 192 player in the nation according to the Scout 300 list... The No. 177 recruit in the nation according to ESPN.com... A USA Today All-Utah Team selection... A PrepStar All-American... Listed as the No. 15 offensive tackle in the nation and the third-ranked recruit in Utah by ESPN... Listed as a four-star recruit by Rivals.com and the third-ranked player in the state of Utah.

ANDRE JAMES' GAMES PLAYED/STARTED

Year	Team	GP	GS
2019	Oakland	12	1
2020	Las Vegas	16	0
2021	Las Vegas	17	17
Totals		45	18
POSTSEASON			
2021	Las Vegas	1	1
Totals		1	1



JAKOB JOHNSON

45

POSITION: Fullback
HT/WT: 6-2/253
ACQUIRED: UFA-'22 (NE)
BORN: 12/15/94

NFL SEASON: 4
RAIDERS SEASON: 1
COLLEGE: Tennessee
HOMETOWN: Stuttgart, Germany

TRANSACTIONS: Signed by New England Patriots as a free agent via the NFL International Player Pathway Program, April 8, 2019... Released by Patriots, Aug. 31, 2019... Signed by Patriots to practice squad, Sept. 1, 2019... Re-signed by Patriots as a restricted free agent, March 25, 2021... Signed by Las Vegas Raiders as an unrestricted free agent, March 17, 2022.

CAREER: Fullback enters his fourth NFL season and first with the Raiders... Played in 37 games with 20 starts in New England after joining the Patriots as part of the NFL's International Player Pathway Program in 2019... Career totals include 13 receptions for 83 yards and one TD... In 2021, played in all 17 games with six starts primarily as a lead blocker... In 2020, played in 16 games with 11 starts and totaled eight receptions for 35 yards and one TD... Played in four games as rookie after being elevated from the team's practice squad... Played for the Stuttgart Scorpions in his native Germany in 2018.

AT A GLANCE

- Played in 37 games with 20 starts over three seasons with the New England Patriots after joining the NFL as part of the league's International Player Pathway Program in 2019.
- Career totals include 13 receptions for 83 yards and one TD.
- Played for the Stuttgart Scorpions of the German Football League in 2018 after playing collegiately as a tight end and linebacker at Tennessee.

2021 (WITH NE): Played in all 17 games with six starts... Recorded four catches for 43 yards... Credited with two special teams tackles... (10/24) vs. NYJ: Had two catches for a career-high 32 yards, including a career-long 29-yard reception... Also played on a season-high 28 offensive snaps... (12/26) vs. Buf.: Had a 9-yard reception... **Postseason:** (1/15/22) at Buf.: Saw first-career postseason action in AFC Wild Card Game.

2020 (WITH NE): Played in 16 games with 11 starts at fullback... Played primarily as a lead blocker... Totaled eight receptions for 35 yards and one TD... Part of an offense that ranked No. 4 in the NFL in rushing yards (2,346) and rushing yards per game (146.6 avg.)... Both marks ranked fourth in franchise history... (9/13) vs. Mia.: Blocked for a rushing attack that produced 217 yards on the ground... (9/20) at Sea.: Caught first-career TD pass, a 1-yard reception in the fourth quarter... Became first player from NFL International Player Pathway Program to score an NFL TD... (9/27) vs. LV: Paved the way for 250 team rushing yards... Also had a 6-yard reception... (11/5) vs. Bal.: Registered two catches for 20 yards.

2019 (WITH NE): Played in four games with three starts as a rookie... Began season on the practice squad, switching positions from tight end to fullback... Signed to active roster from the practice squad prior to Week 2 of the regular season... (9/22) vs. NYJ: Made NFL debut... (9/29) at Buf.: Made first-career start... (10/6) at Was.: Had first-career reception for five yards... (10/10) vs. NYG: Started at fullback but did not finish the game due to injury... Placed on the Reserve/Injured list for the remainder of the season.

2018 (WITH STUTTGART SCORPIONS): Appeared in 12 games for the Stuttgart Scorpions of the German Football League... Played tight end and recorded 43 receptions for 474 yards and four TDs.

COLLEGE: Played four years at Tennessee, beginning his collegiate career as a linebacker before moving to tight end... Played in 47 games and totaled three receptions for 23 yards as a tight end and 24 total tackles as a linebacker on defense... Also returned two kickoffs for 25 yards... Earned SEC Academic Honor Roll honors for three-straight seasons... As a senior, had a career-long 13-yard catch against Indiana State... As a junior, played in 13 games and returned two kickoffs for 25 yards... Had two receptions for 10 yards against Tennessee Tech... As a sophomore, moved to tight end from linebacker... Played in 13 games, seeing action on special teams... Forced a fumble on special teams against Georgia... As a freshman, played in 12 games with two starts... Credited with 14 tackles... Posted four tackles against Chattanooga... Made first-career start against Missouri, posting three stops... Credited with three tackles at Vanderbilt... Notched two stops against Iowa in the TaxSlayer Bowl.

PERSONAL: Attended Jean Ribault High School in Jacksonville, Fla. ... Played just one season, recording 112 tackles and six sacks to lead team to a 7-4 record... Named second-team All-Coast by the Florida Union Times... Tabbed as a four-star prospect, No. 12 inside linebacker and No. 35 prospect in Florida, by 247Sports.com... Named a three-star prospect by Rivals.com... A three-star prospect and No. 45-ranked inside linebacker by Scout.com... A three-star prospect and No. 50 inside linebacker by ESPN.com... Earned Florida Times-Union Super-24 recognition... Played for the U-19 Stuttgart Scorpions in his native Germany... First name is pronounced YAH-kobb.

ADDITIONAL STATISTICS: Special teams tackles – 2 in 2021; NFL Totals: 2. Forced fumbles – 1 in 2020; NFL Totals: 1.

SINGLE-GAME HIGHS: RECEIVING: Receptions – 2, three times, last: 10/24/21 vs. NYJ. YARDS – 32, 10/24/21 vs. NYJ. Long – 29, 10/24/21 vs. NYJ. Touchdowns – 1, 9/20/20 at Sea.

JOHNSON

JAKOB JOHNSON'S CAREER STATISTICS

Year	Team	GP	GS	RUSHING				RECEIVING				TOTAL OFFENSE		
				Att.	Yds.	Avg.	Lg.	TD	Rec.	Yds.	Avg.		Lg.	TD
2019	New England	4	3	0	0	-	-	0	1	5	5.0	5	0	5
2020	New England	16	11	0	0	-	-	0	8	35	4.4	12	1	35
2021	New England	17	6	0	0	-	-	0	4	43	10.8	29	0	43
Totals		37	20	0	0	-	-	0	13	83	6.4	29	1	83
POSTSEASON														
2021	New England	0	0	0	0	-	-	0	0	0	-	-	0	0
Totals		0	0	0	0	-	-	0	0	0	-	-	0	0

JAKOB JOHNSON GAME-BY-GAME

2021, NEW ENGLAND (10-7)

DATE	OPP.	W/L	GP/GS	RUSHING					RECEIVING					TOTAL OFFENSE
				ATT.	YDS.	AVG.	LG.	TD	REC.	YDS.	AVG.	LG.	TD	
9/12	Mia.	L	1/0	0	0	-	-	0	0	0	-	-	0	0
9/19	at NYJ	W	1/1	0	0	-	-	0	0	0	-	-	0	0
9/26	NO	L	1/0	0	0	-	-	0	0	0	-	-	0	0
10/3	TB	L	1/0	0	0	-	-	0	0	0	-	-	0	0
10/10	at Hou.	W	1/0	0	0	-	-	0	0	0	-	-	0	0
10/17	Dal.	L	1/1	0	0	-	-	0	0	0	-	-	0	0
10/24	NYJ	W	1/1	0	0	-	-	0	2	32	16.0	29	0	32
10/31	at LAC	W	1/0	0	0	-	-	0	1	2	2.0	2	0	2
11/7	at Car.	W	1/0	0	0	-	-	0	0	0	-	-	0	0
11/14	Cle.	W	1/1	0	0	-	-	0	0	0	-	-	0	0
11/18	at Atl.	W	1/0	0	0	-	-	0	0	0	-	-	0	0
11/28	Ten.	W	1/0	0	0	-	-	0	0	0	-	-	0	0
12/6	at Buf.	W	1/0	0	0	-	-	0	0	0	-	-	0	0
12/18	at Ind.	L	1/1	0	0	-	-	0	0	0	-	-	0	0
12/26	Buf.	L	1/0	0	0	-	-	0	1	9	9.0	9	0	9
1/2/22	Jac.	W	1/0	0	0	-	-	0	0	0	-	-	0	0
1/9/22	at Mia.	L	1/1	0	0	-	-	0	0	0	-	-	0	0
Totals			17/6	0	0	-	-	0	4	43	10.8	29	0	43
POSTSEASON														
1/15/22	at Buf.	L	1/0	0	0	-	-	0	0	0	-	-	0	0
Totals			1/0	0	0	-	-	0	0	0	-	-	0	0

2020, NEW ENGLAND (7-9)

DATE	OPP.	W/L	GP/GS	RUSHING					RECEIVING					TOTAL OFFENSE
				ATT.	YDS.	AVG.	LG.	TD	REC.	YDS.	AVG.	LG.	TD	
9/13	Mia.	W	1/0	0	0	-	-	0	0	0	-	-	0	0
9/20	at Sea.	L	1/1	0	0	-	-	0	1	1	1.0	1	1	1
9/27	LV	W	1/1	0	0	-	-	0	1	6	6.0	6	0	6
10/5	at KC	L	1/1	0	0	-	-	0	0	0	-	-	0	0
10/18	Den.	L	1/1	0	0	-	-	0	0	0	-	-	0	0
10/25	SF	L	1/1	0	0	-	-	0	1	1	1.0	1	0	1
11/1	at Buf.	L	1/0	0	0	-	-	0	0	0	-	-	0	0
11/9	at NYJ	W	1/0	0	0	-	-	0	2	6	3.0	6	0	6
11/15	Bal.	W	1/1	0	0	-	-	0	2	20	10.0	12	0	20
11/22	at Hou.	L	1/1	0	0	-	-	0	0	0	-	-	0	0
11/29	Ari.	W	1/1	0	0	-	-	0	0	0	-	-	0	0
12/6	at LAC	W	1/0	0	0	-	-	0	1	1	1.0	1	0	1
12/10	at LAR	L	1/1	0	0	-	-	0	0	0	-	-	0	0
12/20	at Mia.	L	1/1	0	0	-	-	0	0	0	-	-	0	0
12/28	Buf.	L	1/1	0	0	-	-	0	0	0	-	-	0	0
1/3/21	NYJ	W	1/0	0	0	-	-	0	0	0	-	-	0	0
Totals			17/6	0	0	-	-	0	8	35	4.4	12	1	35

JAKOB JOHNSON GAME-BY-GAME

2019, NEW ENGLAND (12-4)

DATE	OPP.	W/L	6P/GS	RUSHING					RECEIVING					TOTAL OFFENSE	
				ATT.	YDS.	AVG.	LG.	TD	REC.	YDS.	AVG.	LG.	TD		
9/8	Pit.	W		(PRACTICE SQUAD)											
9/15	at Mia.	W		(PRACTICE SQUAD)											
9/22	NYJ	W	1/0	0	0	-	-	0	0	0	-	-	0	0	
9/29	at Buf.	W	1/1	0	0	-	-	0	0	0	-	-	0	0	
10/6	at Was.	W	1/1	0	0	-	-	0	1	5	5.0	5	0	5	
10/10	NYG	W	1/1	0	0	-	-	0	0	0	-	-	0	0	
10/21	at NYJ	W		(RESERVE/INJURED LIST - SHOULDER)											
10/27	Cle.	W		(RESERVE/INJURED LIST - SHOULDER)											
11/3	at Bal.	L		(RESERVE/INJURED LIST - SHOULDER)											
11/17	at Phi.	W		(RESERVE/INJURED LIST - SHOULDER)											
11/24	Dal.	W		(RESERVE/INJURED LIST - SHOULDER)											
12/1	at Hou.	L		(RESERVE/INJURED LIST - SHOULDER)											
12/8	KC	L		(RESERVE/INJURED LIST - SHOULDER)											
12/15	at Cin.	W		(RESERVE/INJURED LIST - SHOULDER)											
12/21	Buf.	W		(RESERVE/INJURED LIST - SHOULDER)											
12/29	Mia.	L		(RESERVE/INJURED LIST - SHOULDER)											
Totals			4/3	0	0	-	-	0	1	5	5.0	5	0	5	
POSTSEASON															
1/4/20	Ten.	L		(RESERVE/INJURED LIST - SHOULDER)											
Totals			1/0	0	0	-	-	0	0	0	-	-	0	0	



TYRON JOHNSON

POSITION: Wide Receiver
HT/WT: 6-0/200
ACQUIRED: FA-'21
BORN: 01/08/96

NFL SEASON: 3
RAIDERS SEASON: 2
COLLEGE: Oklahoma State
HOMETOWN: New Orleans, La.

TRANSACTIONS: Signed by Houston Texans as an undrafted free agent, May 10, 2019...Waived by Texans, Aug. 31, 2019...Signed by Buffalo Bills to practice squad, Sept. 2, 2019...Released by Bills, Sept. 17, 2019...Signed by Texans to practice squad, Sept. 24, 2019...Released by Texans, Sept. 25, 2019...Signed by Carolina Panthers to practice squad, Oct. 2, 2019...Released by Panthers, Oct. 15, 2019...Signed by Los Angeles Chargers to practice squad, Dec. 3, 2019...Signed by Chargers as a reserve/future free agent, Dec. 30, 2019...Waived by Chargers, Sept. 5, 2020...Signed by Chargers to practice squad, Sept. 7, 2020...Signed by Chargers to active roster, Oct. 9, 2020...Waived by Chargers, Aug. 31, 2021...Claimed by Jacksonville Jaguars via waivers, Sept. 1, 2021...Waived by Jaguars, Nov. 16, 2021...Signed by Las Vegas Raiders to practice squad, Nov. 18, 2021.

CAREER: Versatile receiver with exceptional speed has played parts of the past two seasons with the Los Angeles Chargers, Jacksonville and the Raiders...In 2021, played in 10 games, including five with the Raiders...Returned eight kickoffs for 156 yards with Las Vegas...In 2020, totaled 20 catches for 398 yards and three TDs with the Chargers...Led the NFL with four receptions of 50-plus yards...Spent the 2019 season on practice squads with Houston, Buffalo, Carolina and the Chargers.

AT A GLANCE

- Fast receiver has played in 22 games in two seasons, totaling 22 receptions for 414 yards and three TDs. In 2020, led the NFL with four catches of 50-or-more yards.
- Joined Raiders in 2021 and contributed significantly on special teams, returning eight kickoffs for 156 yards (19.5 avg.) and forcing a fumble.
- Played at Oklahoma State, recording 80 catches for 1,288 yard and 12 TDs before signing as an undrafted free agent with Houston in 2019.

2021 (WITH LAC, JAC. AND LV): Played with three teams, playing in 10 games...Played five games with Jacksonville, totaling two receptions for 16 yards, after being waived by the Chargers...Signed to the Raiders' practice squad in November and played in five games, returning eight kickoffs for 156 yards (19.5 avg.)...(12/12) **at KC:** Returned four kickoffs for 73 yards...(12/20) **at Cle.:** Appeared on special teams...(12/26) **vs. Den.:** Saw action on special teams...(1/2/22) **at Ind.:** Returned two kickoffs for 43 yards in the win...(1/9/22) **vs. LAC:** Returned two kickoffs for 40 yards in the win...Forced a fumble on a first-quarter punt return that was recovered by the Raiders and set up a TD drive...Play marked his first-career special teams tackle...**Postseason:** (1/15/22) **at Cin.:** Returned three kickoffs for 73 yards (24.3 avg.) with a 35-yard long return.

2020 (WITH LAC): Played in 12 games with the Chargers and led the NFL with four receptions of 50-plus yards...Totaled 20 receptions for 398 yards and three TDs, notching a mark of 19.9 yards per catch...Marked the second-best receiving average among pass-catchers with at least 20 receptions in the NFL...All four of his league-leading 50-plus-yard receptions came within his first five career receptions...Five of his first six career catches went for either first downs or TDs...Elevated from the practice squad in Week 4...(10/4) **vs. TB:** Made NFL debut and recorded a 53-yard receiving TD on the offense's first possession of the game...Marked the longest receiving score in a debut in franchise history...(10/12) **at NO:** Received a handoff on an end-around for a gain of seven yards...As the team's primary kick returner, logged four returns for a return average of 17.5 yards with a 23-yard long...(11/8) **vs. LV:** Hauled in a 50-yard shot down the sideline, setting up an eventual field goal...(11/22) **vs. NYJ:** Recorded third-career reception of 50-plus yards, hauling in a 54-yard pass to mark the team's longest play of the day...(11/29) **at Buf.:** Hauled in a 55-yard pass on a fourth-and-27 play...Marked the longest non-scoring play for the Chargers on the season...(12/13) **vs. Atl.:** Enjoyed a career day, recording six catches for 55 yards and his second TD of the season...Helped tie the game with a TD...Helped set up the game-winning field goal with a 24-yard catch along the sideline...(12/17) **at LV:** Had three catches for 61 yards and a 26-yard receiving TD...(12/27) **vs. Den.:** Logged three receptions for 26 yards.

2019 (WITH BUF, HOU, CAR. AND LAC): Spent the season on the practice squads for the Buffalo Bills, Houston Texans, Carolina Panthers and Los Angeles Chargers.

COLLEGE: Played two seasons at Oklahoma State from 2017-18...Redshirted in 2016 after transferring from LSU, where he played one year (2015)...Posted 80 career catches for 1,288 yards (16.1 avg.) and 12 TDs...Added 15 rushing yards and a TD on three attempts (5.0 avg.)...Back-to-back Academic All-Big 12 selection in his last two years, earning first-team honors in 2018...Totaled 71 catches for 1,138 yards (16.0 avg.) and 10 TDs, including a senior campaign with seven TDs and 845 yards on 53 receptions (15.9 avg.)...Key part of Oklahoma State's Liberty Bowl win over Missouri, catching seven passes for a single game career-high 141 yards (20.1 avg.) and two TDs...Scored the lone rushing TD of his career as a junior against South Alabama on a one-yard carry...As a sophomore, hauled in a 44-yard TD catch on his first target as a Cowboy...As a freshman at LSU, posted nine catches for 150 yards (16.7 avg.) and two TDs...Made his first career scoring grab on a 61-yard catch against Western Kentucky.

PERSONAL: Attended Warren Easton High School in New Orleans, La...A Class 4A All-State selection as a senior...Invited to the Under Armour All-American Game...As a senior, posted 94 catches for 1,589 yards (16.9 avg.) and 17 TDs...As a junior, registered 1,433 receiving yards and 17 TD catches on 87 receptions (16.5 avg.)...Led team to an appearance in the state title game in 2014.

ADDITIONAL STATISTICS: Special teams tackles – 1 in 2021.

SINGLE-GAME HIGHS: RECEIVING: Receptions – 6, 12/13/20 vs. Atl. Yards – 63, 11/29/20 at Buf. Long – 55, 11/29/20 at Buf. Touchdowns – 1, three times; last: 12/17/20 at LV. RETURNS: Kickoffs – 4, two times; last: 12/12/21 at KC. Yards – 73, 12/12/21 at KC. Long – 34, 1/2/22 at Ind.

JOHNSON

TYRON JOHNSON'S CAREER STATISTICS

Year	Team	GP	GS	RECEIVING				RUSHING				TOTAL OFFENSE		
				Rec.	Yds.	Avg.	Lg.	TD	Att.	Yds.	Avg.		Lg.	TD
2020	LA Chargers	12	0	20	398	19.9	55	3	3	17	5.7	7	0	415
2021	Jacksonville/LV	10	0	2	16	8.0	10	0	0	0.0	0	0	0	16
Totals		22	0	22	414	18.8	55	3	3	17	5.7	7	0	431
POSTSEASON														
2021	Las Vegas	1	0	0	0	0.0	0	0	0	0.0	0	0	0	0
Totals		1	0	0	0	0.0	0	0	0	0.0	0	0	0	0

TYRON JOHNSON GAME-BY-GAME

2021, JACKSONVILLE/LAS VEGAS

Date	Opp.	W/L	GP/GS	RECEIVING				RUSHING				TOTAL OFFENSE		
				Rec.	Yds.	Avg.	Lg.	TD	Att.	Yds.	Avg.		Lg.	TD
9/12	at Hou.*	L	1/0	1	6	6.0	6	0	0	0	-	-	0	6
9/19	Den.*	L	1/0	0	0	-	-	0	0	0	-	-	0	0
9/26	Ari.*	L	1/0	0	0	-	-	0	0	0	-	-	0	0
9/30	at Cin.*	L	1/0	0	0	-	-	0	0	0	-	-	0	0
10/10	Ten.*	L		(DID NOT PLAY)										
10/17	Mia.*	W		(INACTIVE)										
10/31	at Sea.*	L	1/0	1	10	10.0	10	0	0	0	-	-	0	10
11/7	Buf.*	W		(INACTIVE)										
11/14	at Ind.*	L		(INACTIVE)										
11/21	Cin.	L		(PRACTICE SQUAD)										
11/25	at Dal.	W		(PRACTICE SQUAD)										
12/5	Was.	L		(PRACTICE SQUAD)										
12/12	at KC	L	1/0	0	0	-	-	0	0	0	-	-	0	0
12/20	at Cle.	W	1/0	0	0	-	-	0	0	0	-	-	0	0
12/26	Den.	W	1/0	0	0	-	-	0	0	0	-	-	0	0
1/2/22	at Ind.	W	1/0	0	0	-	-	0	0	0	-	-	0	0
1/9/22	LAC	W	1/0	0	0	-	-	0	0	0	-	-	0	0
Totals			10/0	2	16	8.0	10	0	0	0	-	-	0	16
*w/Jac.														
POSTSEASON														
1/15/22	at Cin.	L	1/0	0	0	-	-	0	0	0	-	-	0	0
Totals			1/0	0	0	-	-	0	0	0	-	-	0	0

2020, LOS ANGELES CHARGERS (7-8)

Date	Opp.	W/L	GP/GS	RECEIVING				RUSHING				TOTAL OFFENSE		
				Rec.	Yds.	Avg.	Lg.	TD	Att.	Yds.	Avg.		Lg.	TD
9/13	at Cin.	W		(PRACTICE SQUAD)										
9/20	KC	L		(PRACTICE SQUAD)										
9/27	Car.	L		(PRACTICE SQUAD)										
10/4	at TB	L	1	53	53.0	53t	1	0	0	-	-	0	53	
10/12	at NO	L	0	0	-	-	0	1	7	7.0	7	0	7	
10/25	Jac.	W	0	0	-	-	0	2	10	5.0	6	0	10	
11/1	at Den.	L		(INACTIVE)										
11/8	LV	L	1	50	50.0	50	0	0	0	-	-	0	50	
11/15	at Mia.	L	0	0	-	-	0	0	0	-	-	0	0	
11/22	NYJ	W	1	54	54.0	54	0	0	0	-	-	0	54	
11/29	at Buf.	L	2	63	31.5	55	0	0	0	-	-	0	63	
12/6	NE	L	1	1	1.0	1	0	0	0	-	-	0	1	
12/13	Atl.	W	6	55	9.2	25	1	0	0	-	-	0	55	
12/17	at LV	W	3	61	20.3	26t	1	0	0	-	-	0	61	
12/27	Den.	W	3	26	8.7	14	0	0	0	-	-	0	26	
1/3/21	at KC	W	2	35	17.5	27	0	0	0	-	-	0	35	
Totals			12/0	20	398	19.9	55	3	3	17	5.7	7	0	415



CHANDLER JONES

55

POSITION: Defensive End
HT/WT: 6-5/266
ACQUIRED: UFA-'22 (Ari.)
BORN: 02/27/90

NFL SEASON: 11
RAIDERS SEASON: 1
COLLEGE: Syracuse
HOMETOWN: Endicott, N.Y.

TRANSACTIONS: Selected by New England Patriots in the first round (21st overall) of the 2012 NFL Draft, April 26, 2012...Acquired via trade by Arizona Cardinals, March 15, 2016...Re-signed by Cardinals to contract extension, March 10, 2017...Signed by Las Vegas Raiders as an unrestricted free agent, March 17, 2022.

CAREER: Veteran defensive end enters his 11th season in the NFL and first with the Raiders...A four-time Pro Bowler (2015, 2017, 2019 and 2021) and a two-time Associated Press All-Pro First Team selection (2017 and 2019), has played in 139 games with 136 starts and totaled 473 tackles (331 solo), 107.5 sacks, 27 passes defended, 33 forced fumbles and 10 fumble recoveries...In 2021, started all 15 games he appeared in and finished with 41 tackles (31), 10.5 sacks, four passes defended and one fumble recovery...In 2020, started all five games he appeared in and posted 11 tackles, one sack and a fumble recovery before suffering a season-ending injury...In 2019, established a single-season franchise record with 19 sacks and set career highs with eight forced fumbles...Started all 16 games in 2018 and totaled 49 tackles (38), 14 tackles for loss, a team-high 13 sacks, four passes defended, three forced fumbles and one fumble recovery...In 2017, started all 16 games and set a then-single-season franchise record with an NFL-leading 17 sacks...In 2016, started all 16 games and finished second on the team with 11.0 sacks and tied for the team lead with four forced fumbles...In 2015, started 15 games and totaled 44 tackles with 12.5 sacks and four forced fumbles...Played in 10 games with eight starts in 2014 and finished with 43 tackles (30), six sacks, two forced fumbles, a fumble recovery and two passes defended...In 2013, recorded a career-high 79 tackles (40), 11.5 sacks, one forced fumble, one fumble recovery for a TD...Played 14 games with 13 starts in 2012 and totaled 45 tackles (24), six sacks, four passes defended and three forced fumbles.

AT A GLANCE

- Four-time Pro Bowl selection (2015, '17, '19 and '21) and two-time first-team All-Pro (2017 and '19) has recorded 506 tackles, 107.5 sacks, 29 forced fumbles, 10 fumble recoveries, one INT and 29 passes defended in 139 games with 136 starts during his first 10 NFL seasons.
- Leads the NFL in sacks (107.5) and forced fumbles (33) since entering the league in 2012. His 71.5 sacks during his first five-plus seasons with the Cardinals (2016-21) ranks third in the NFL during that span and first all-time in franchise history.
- Registered 10-plus sacks in five consecutive seasons (2015-19) before a season-ending injury in 2020, joining Von Miller (2014-18) as the only active NFL players to accomplish the feat.

2021 (WITH ARI.): Started all 15 games he appeared in and finished with 41 tackles (31 solo), 10.5 sacks, four passes defended and one fumble recovery...Led the team in tackles for loss (12), QB hits (26) and forced fumbles (six)...Selected to his fourth career Pro Bowl...Missed Games 6-7 on the Reserve/COVID-19 List...(9/12) at Ten.: Registered six tackles, a career-high five sacks, two forced fumbles and four tackles for loss...Tied the single-game franchise record with five sacks...Had three sacks in the first quarter against the Titans, becoming the first player in NFL history to record three sacks in the first quarter of a season opener...Reached 100 career sacks in his 125th game, becoming the eighth fastest player in league history to reach the milestone...Named NFC Defensive Player of the Week...(9/26) at Jac.: Recorded three tackles, one tackle for loss and a fumble recovery...(11/7) at SF: Tallied three tackles (one), one sack and one tackle for loss...With the sack, Jones (67.0) passed Freddie Joe Nunn (66.5) as the franchise all-time sacks leader...(11/21) at Sea.: Registered four tackles, two sacks, two tackles for loss and one forced fumble...Has 12.5 sacks in six career games at Lumen Field which is tied for 10th all-time at the venue (Jones is the only player in the top 10 who has never played for Seattle)...Named NFC Defensive Player of the Week...(12/5) at Chi.: Registered five tackles (three), a half-sack and two passes defended...(12/13) vs. LAR: Recorded three tackles (two), one sack and one forced fumble...(1/2/22) at Dal.: Tallied three tackles, two tackles for loss and one forced fumble...Postseason: (1/7/22) at LAR: Registered nine tackles (six) and two tackles for loss in his Cardinals playoff debut.

2020 (WITH ARI.): Started all five games he appeared in and posted 11 tackles, one sack and a fumble recovery before suffering a season-ending biceps injury...Was placed on the Reserve/Injured List on Oct. 15...(9/13) at SF: Tallied two tackles and one sack...Marked the fifth-consecutive season-opener in which he had a sack...(9/20) vs. Was.: Recovered a fumble at the Cardinals 12-yard line to end a scoring drive...(9/27) vs. Det.: Recorded four tackles (two)...(10/4) at Car.: Posted four tackles (one)...(10/11) at NYJ: Had one tackle before exiting the game early due to injury.

2019 (WITH ARI.): Started all 16 contests and totaled 53 tackles (42 solo), 19 sacks, five passes defended, eight forced fumbles and three fumble recoveries...Named a first-team All-Pro for the second time in his career...Also selected to his third Pro Bowl...Selected to the PFWA All-NFL Team and named the 2019 NFC Defensive Player of the Year by the NFL Committee of 101...Established a single-season franchise record with 19 sacks and set career highs with eight forced fumbles and seven strip-sacks...Joined Robert Mathis as the only NFL players with at least 19 sacks and eight forced fumbles in a season...Marked his second season with at least 17 sacks, which trails only Reggie White (three) and J.J. Watt (three) for the most in league history...Named NFC Defensive Player of the Month with an NFL-high six sacks, 18 tackles, three forced fumbles, four tackles for loss and nine QB hits in December...(9/8) vs. Det.: Finished the game with three tackles, one sack, one forced fumble and one fumble recovery...Recovered a fumble that he forced on a strip-sack of Matthew Stafford in the first quarter...(9/22) vs. Car.: Totaled four tackles, two sacks, two forced fumbles and one fumble recovery...Strip-sacked QB Kyle Allen twice, ending the Panthers first offensive drive of the game with a fumble that he forced and recovered...(10/6) at Cin.: Tallied four tackles and one sack of QB Andy Dalton...(10/13) vs. Atl.: Collected three tackles (two), a half-sack and one pass defended...Combined with LB Terrell Suggs to take down QB Matt Ryan...(10/20) at NYG: Totaled five tackles, four sacks, three tackles for loss, one forced fumble and one fumble recovery...Became just the third player in Cardinals history to record at least four sacks in a game, joining Curtis Greer and Bertrand Berry...Became just the fifth NFL player with at least four sacks, one forced fumble and one fumble recovery in a single game since 2000...Earned NFC Defensive Player of the Week honors...(10/31) vs. SF: Recorded one tackle and one sack on Thursday Night Football...(11/10) at TB: Recorded five tackles (four), two sacks and one forced fumble...Sacked QB Jameis Winston twice, including a strip-sack in the first quarter...(11/17) at SF: Posted four tackles, including two tackles for loss, and sacked Garoppolo for a seven-yard loss...(12/1) vs. LAR: Surpassed DE Simeon Rice (53.5) for third place on the franchise all-time sacks list with a half-sack and

QB Jared Goff...**(12/8) vs. Pit.:** Sacked QB Devlin Hodges for a 13-yard loss, forcing a fumble on the play...Finished with five tackles, one sack, one pass defended and one forced fumble...**(12/15) vs. Cle.:** Tallied five tackles and a six-yard sack of QB Baker Mayfield...**(12/22) at Sea.:** Recorded six tackles, four sacks, two tackles for loss and two forced fumbles...Became just the third player in NFL history with four-plus sacks in multiple games in a single season—Reggie White (2 in 1986) and Karl Mecklenburg (2 in 1985)...Surpassed DE Calais Campbell (56.5 in 138 games) for second place on the franchise all-time sacks list...Earned NFC Defensive Player of the Week honors.

2018 (WITH ARI.): Started all 16 games and totaled 49 tackles (38 solo), 14 tackles for loss, a team-high 13 sacks, four passes defended, three forced fumbles and one fumble recovery...**(9/9) vs. Was.:** Recorded three tackles and a strip-sack of QB Alex Smith...**(9/23) vs. Chi.:** Sacked QB Mitchell Trubisky for a five-yard loss and tipped a pass that was intercepted by Tre Boston...Became the fastest player in franchise history to collect 30 sacks with the team (35 games)...**(9/30) vs. Sea.:** Sacked QB Russell Wilson for a six-yard loss...**(10/7) at SF:** Recorded six tackles and recovered his own strip-sack of QB C.J. Beathard...Added two passes defended...Earned NFC Defensive Player of the Week honors...**(10/14) at Min.:** Finished with five tackles, 1.5 sacks, one pass defended and one forced fumble...Registered a strip-sack of QB Kirk Cousins, which was recovered and returned 36 yards for a TD by S Budda Baker...**(10/18) vs. Den.:** Recorded his fifth consecutive game with a sack, tying the second-longest streak in franchise history...Sacked QB Case Keenum in the second quarter...**(11/11) at KC:** Recorded six tackles and two sacks...**(11/18) vs. Oak.:** Totaled four tackles and two sacks...**(12/2) at GB:** Totaled three tackles, one sack and one pass defended...Became the fastest player in franchise history to reach 40.0 sacks (43 games) with his first career sack of Rodgers...**(12/30) at Sea.:** Sacked Wilson for a seven-yard loss.

2017 (WITH ARI.): Started all 16 games and set a then-single-season franchise record with an NFL-leading 17.0 sacks...Finished with 59 tackles, 17 sacks, 28 tackles for loss and two forced fumbles, earning first-team All-Pro honors for the first time in his career and his second career Pro Bowl selection...Became the first player in team history to lead the NFL in sacks, while also leading the league in tackles for loss (28) and QB hits (38)...**(9/10) at Det.:** Recorded four tackles and sacked QB Matthew Stafford for a seven-yard loss...**(9/17) at Ind.:** Forced a season-high seven tackles, two sacks and one forced fumble...**(9/25) vs. Dal.:** Tallied three tackles and one sack...**(10/8) at Phi.:** Recorded five tackles and one sack...**(10/15) vs. TB:** Registered four tackles and two sacks...**(10/22) at LAR:** Collected five tackles and one sack...**(11/5) at SF:** Posted two tackles and one sack...Dropped Beathard for a four-yard loss late in the fourth quarter...**(11/9) vs. Sea.:** Posted four tackles, one sack and one pass defended...Registered a sack in five consecutive games for the second time on the season, which matched the second-longest streak in franchise history...**(11/26) vs. Jac.:** Totaled seven tackles, including five for loss, and two sacks...His five tackles for loss against the Jaguars are the most by an NFL player since 2015...**(12/3) vs. LAR:** Recorded four tackles and a strip-sack...**(12/10) vs. Ten.:** Tallied five tackles, three tackles for loss and one sack...**(12/7) at Was.:** Recorded three tackles and one sack...**(12/31) at Sea.:** Registered six tackles, three for loss and two sacks.

2016 (WITH ARI.): Started all 16 games and finished second on the team with 11.0 sacks and tied for second with 18 tackles for loss...Marked his third double-digit sack season in five NFL seasons...Tied for the team lead with four forced fumbles and added 49 tackles, two fumble recoveries and three passes defended...Selected as a Pro Bowl alternate...**(9/11) vs. NE:** Recorded a sack and a fumble recovery...Recovered a fumble in the second quarter that led to a TD and then sacked QB Jimmy Garoppolo for a five-yard loss in the fourth quarter...Totaled five tackles, including one for



loss...**(9/18) vs. TB:** Registered a 10-yard sack on game's final drive...**(9/25) at Buf.:** Registered a sack for third straight game when he brought down QB Tyrod Taylor for a two-yard loss in the second quarter...Totaled five tackles, including a team-leading three for loss...**(10/2) vs. LAR:** Recorded four tackles and one sack...Forced and recovered a fumble by QB Case Keenum on his third-quarter sack...Became the first player in team history with a sack in each of the season's first four games...**(10/6) at SF:** Posted a season-high seven tackles and had one pass defended...**(10/23) vs. Sea.:** Sacked Wilson and forced a fumble in the fourth quarter...Totaled three tackles...**(11/13) vs. SF:** Recorded a season-high two sacks...Marked his 11th-career multi-sack game...Finished with four tackles, including two for loss...**(11/20) at Min.:** Sacked QB Sam Bradford and forced a fumble that Cardinals recovered in the fourth quarter...Added five tackles, including two for loss...**(12/11) at Mia.:** Registered four tackles and a team-high three for loss...**(12/24) at Sea.:** Recorded 1.5 sacks and finished with five tackles...**(1/1/17) at LAR:** Marked his third multi-sack game of the season and 13th career...Finished with two tackles, one forced fumble and one pass defended.

2015 (WITH NE): Started 15 games and both postseason contests, totaling 44 tackles with 12.5 sacks and four forced fumbles...Also had his first career INT and added one pass defended...Selected to first Pro Bowl...**(9/20) at Buf.:** Posted three sacks...Had two sacks in the second quarter and added another in the third quarter, marking his seventh career multi-sack game...**(10/18) at Ind.:** Recorded four tackles and 2.5 sacks of QB Andrew Luck...Marked his second multi-sack game of the season and eighth of his career...**(10/25) vs. NYJ:** Forced a fumble on a sack of QB Ryan Fitzpatrick...**(10/29) vs. Mia.:** Registered his third multi-sack game...**(11/8) vs. Was.:** Posted one sack...**(11/15) at NYG:** Recorded one sack...Notched at least one sack in five consecutive games, the longest streak of his career...Also forced a fumble on the sack of QB Eli Manning...**(11/29) at Den.:** Registered his first career INT when he picked off QB Brock Osweiler...Also forced a fumble...**(12/20) vs. Ten.:** Recorded a sack and forced a fumble by QB Marcus Mariota that was recovered in the end zone for a Patriots TD...Added a second sack in the third quarter for his fourth multi-sack game of the season and the 10th of his career...**Postseason: (1/16/16) vs. KC:** Recorded four tackles, one sack and one forced fumble...**(1/24/16) at Den.:** Recorded one tackle in AFC Championship Game.

2014 (WITH NE): Played in 10 games with eight starts and finished with 43 tackles (30 solo), six sacks, two forced fumbles, a fumble recovery and two passes defended...Started all three postseason games, recording eight tackles and one sack as the Patriots won Super Bowl XLIX...**(9/14) at Min.:** Finished with eight tackles and two sacks...Scored his second career TD when he blocked a 48-yard FG attempt and returned it 58 yards for a score...Marked his second career blocked FG...Earned AFC Defensive Player of the Week honors for the first time in his career...**(9/29) at KC:** Recorded a half-sack...**(10/12) at Buf.:** Recorded five tackles and one sack while forcing and recovering a QB Kyle Orton fumble...**(10/16) vs. NYJ:** Added a sack in second straight game...**(12/14) vs. Mia.:** Tallied seven tackles, 1.5 sacks and one forced fumble...**Postseason: (1/10/15) vs. Bal.:** Collected four tackles...**(1/18/15) vs. Ind.:** Recorded one tackle in AFC Championship Game...**(2/1/15) vs. Sea.:** Recorded three tackles and his first career postseason sack in Super Bowl XLIX.

2013 (WITH NE): Started all 16 games and had a career-high 79 tackles (40 solo), 11.5 sacks, one forced fumble, one fumble recovery for a TD and a blocked FG...Became first Patriots player with five or more sacks in each of his first two seasons since Chris Slade (1993-94)...Tied for third in the AFC and ranked seventh in the NFL in sacks...Earned AFC Defensive Player of the Month honors for November with 16 tackles and four sacks in three games **(9/12) vs. NYJ:** Recorded five tackles and a season-high two sacks...**(9/22) vs. TB:** Posted two half-sacks...**(10/6) at Cin.:** Posted a half-sack...**(10/13) vs. NO:** Registered one sack...**(10/20) at NYJ:** Totaled a career-high 11 tackles and added 2.0 sacks and one forced fumble...**(10/27) vs. Mia.:** Blocked a 39-yard FG attempt with 2:51 remaining to help preserve New England's victory...**(11/3) vs. Pit.:** Tied a season-high with two sacks...**(11/18) at Car.:** Posted one sack...**(11/24) vs. Den.:** Recorded one sack...**(12/14) at Mia.:** Posted one sack...**(12/22) at Bal.:** Scored his first career TD when he recovered a fumble in the end zone...**Postseason: (1/11/14) vs. Ind.:** Started in the Divisional Game...**(1/19/14) at Den.:** Started in the AFC Championship Game and recorded three tackles.

2012 (WITH NE): Played 14 games with 13 starts and totaled 45 tackles (24 solo), six sacks, four passes defended and three forced fumbles...Named NFL Rookie of the Month for September after totaling 19 tackles, three sacks and two forced fumbles in four games **(9/9) at Ten.:** Started in his NFL debut and recorded six tackles and his first career sack and forced fumble...His forced fumble was recovered by fellow rookie Dont'a Hightower and returned for a TD...**(9/16) vs. Ari.:** Registered a sack and forced fumble in his second straight game...**(9/30) at Buf.:** Recorded six tackles and one sack...His three sacks in first four career games were the most by a Patriots rookie since 1993...**(10/14) at Sea.:** Set season highs with nine tackles and three sacks, while adding one forced fumble...Marked his first career multi-sack game...**(10/28) at STL.:** Collected four tackles and one sack...**(12/30) vs. Mia.:** Recorded six tackles and two passes defended...**Postseason: (1/13/13) vs. Hou.:** Started and recorded two tackles...**(1/20/13) vs. Bal.:** Appeared in the AFC Championship Game.

COLLEGE: Played in 32 games with 28 starts at Syracuse from 2008-11, totaling 147 tackles, 27 tackles for loss, 10 sacks, one INT, five forced fumbles and a fumble recovery...Earned first-team All-Big East honors as a junior in 2011 when he made seven starts and had 38 tackles, 7.5 tackles for loss and a career-best 4.5 sacks, two forced fumbles and an INT...Named a second-team all-conference selection as a sophomore after starting all 13 games and recording 57 tackles, 9.5 tackles for loss, four sacks, three forced fumbles and a fumble recovery...Received second-team All-Freshman honors from Phil Steele in 2009 after playing all 12 games with eight starts and finishing with 52 tackles, 10 tackles for loss and 1.5 sacks...Redshirted in 2008.

PERSONAL: Attended Union-Endicott (N.Y.) High School where he was rated among the top 15 prospects in the state by Scout.com and Super Prep...Earned first-team All-State and all-Metro honors after totaling 75 tackles, seven sacks, two forced fumbles and three fumble recoveries as a senior in 2007...Also played tight end and averaged a team-high 17.4 yards per catch...has two brothers: Arthur, a former NFL defensive tackle and Jon, a UFC fighter.

SINGLE-GAME HIGHS: TACKLES: Total—11, 10/20/13 at NYJ. Solo—8, 10/20/13 at NYJ. Sacks—5, 9/12/21 at Ten. Interceptions—1, 11/29/25 at Den. Passes defended—2, five times, last: 12/5/21 at Chi. Forced Fumbles—2, three times; last: 9/12/21 at Ten. Fumble Recoveries—1, 10 times; last: 9/26/21 at Jac.

CHANDLER JONES' CAREER STATISTICS

Year	Team	GP	GS	TACKLES				INTERCEPTIONS				FUMBLES				
				Total	Solo	Asst.	Sacks	Yds.	No.	Yds.	Lg.	TD	PD	FF	FR	Yds.
2012	New England	14	13	45	24	21	6.0	33.0	0	0	-	0	4	3	0	0
2013	New England	16	16	79	40	39	11.5	73.5	0	0	-	0	0	1	1	0
2014	New England	10	8	43	30	13	6.0	49.5	0	0	-	0	2	2	1	0
2015	New England	15	15	44	31	13	12.5	89.5	1	0	-	0	2	4	0	0
2016	Arizona	16	16	49	38	11	11.0	85.5	0	0	-	0	3	4	2	0
2017	Arizona	16	16	59	52	7	17.0	113.0	0	0	-	0	3	2	0	0
2018	Arizona	16	16	49	38	11	13.0	71.0	0	0	-	0	4	3	1	0
2019	Arizona	16	16	53	42	11	19.0	146.0	0	0	-	0	5	8	3	0
2020	Arizona	5	5	11	5	6	1.0	5.0	0	0	-	0	0	0	1	0
2021	Arizona	15	15	41	31	10	10.5	79.5	0	0	-	0	4	6	1	1
Totals		139	136	473	331	142	107.5	745.5	1	0	-	0	27	33	10	1
POSTSEASON																
2012	New England	2	1	2	1	1	0.0	0.0	0	0	-	0	0	0	0	0
2013	New England	2	2	3	2	1	0.0	0.0	0	0	-	0	0	0	0	0
2014	New England	3	3	8	7	1	1.0	3.0	0	0	-	0	0	0	0	0
2015	New England	2	2	5	3	2	1.0	3.0	0	0	-	0	0	1	0	0
2021	Arizona	1	1	9	6	3	0.0	0.0	0	0	-	0	0	0	0	0
Totals		10	9	27	19	8	2.0	6.0	0	0	-	0	0	1	0	0

CHANDLER JONES GAME-BY-GAME

2021, ARIZONA (11-6)

Date	Opp.	W/L	GP/GS	TACKLES				INTERCEPTIONS				FUMBLES				
				Total	Solo	Asst.	Sacks	Yds.	No.	Yds.	Lg.	TD	PD	FF	FR	Yds.
9/12	at Ten.	W	1/1	6	6	0	5.0	46.0	0	0	-	0	0	2	0	0
9/19	Min.	W	1/1	0	0	0	0.0	0.0	0	0	-	0	0	0	0	0
9/26	at Jac.	W	1/1	3	3	0	0.0	0.0	0	0	-	0	0	0	1	1
10/3	at LAR	W	1/1	0	0	0	0.0	0.0	0	0	-	0	0	0	0	0
10/10	SF	W	1/1	0	0	0	0.0	0.0	0	0	-	0	0	0	0	0
10/17	at Cle.	W		(RESERVE/COVID-19 LIST)												
10/24	Hou.	W		(RESERVE/COVID-19 LIST)												
10/28	GB	L	1/1	1	1	0	0.0	0.0	0	0	-	0	1	0	0	0
11/7	at SF	W	1/1	3	1	2	1.0	6.0	0	0	-	0	0	0	0	0
11/14	Car.	L	1/1	2	2	0	0.0	0.0	0	0	-	0	0	0	0	0
11/21	at Sea.	W	1/1	4	4	0	2.0	16.0	0	0	-	0	0	1	0	0
12/5	at Chi.	W	1/1	5	3	2	0.5	0.5	0	0	-	0	2	0	0	0
12/13	LAR	L	1/1	3	2	1	1.0	2.0	0	0	-	0	0	1	0	0
12/19	at Det.	L	1/1	6	4	2	0.0	0.0	0	0	-	0	1	0	0	0
12/25	Ind.	L	1/1	3	1	2	0.0	0.0	0	0	-	0	0	0	0	0
1/2/22	at Dal.	W	1/1	3	3	0	0.0	0.0	0	0	-	0	0	1	0	0
1/9/22	Sea.	L	1/1	2	1	1	1.0	9.0	0	0	-	0	0	1	0	0
Totals			15/15	41	31	10	10.5	79.5	0	0	-	0	4	6	1	1
POSTSEASON																
1/17/22	at LAR	L	1/1	9	6	3	0.0	0.0	0	0	-	0	0	0	0	0
Totals			1/1	9	6	3	0.0	0.0	0	0	-	0	0	0	0	0

CHANDLER JONES GAME-BY-GAME

2020, ARIZONA (8-8)

Date	Opp.	W/L	GP/GS	TACKLES				INTERCEPTIONS				FUMBLES				
				Total	Solo	Asst.	Sacks	Yds.	No.	Yds.	Lg.	TD	PD	FF	FR	Yds.
9/13	at SF	W	1/1	2	1	1	1.0	5.0	0	0	-	0	0	0	0	0
9/20	Was.	W	1/1	0	0	0	0.0	0.0	0	0	-	0	0	0	1	0
9/27	Det.	L	1/1	4	2	2	0.0	0.0	0	0	-	0	0	0	0	0
10/4	at Car.	L	1/1	4	1	3	0.0	0.0	0	0	-	0	0	0	0	0
10/11	at NYJ	W	1/1	1	1	0	0.0	0.0	0	0	-	0	0	0	0	0
10/19	at Dal.	W		(RESERVE/INJURED LIST - BICEP)												
10/25	Sea.	W		(RESERVE/INJURED LIST - BICEP)												
11/8	Mia.	L		(RESERVE/INJURED LIST - BICEP)												
11/15	Buf.	W		(RESERVE/INJURED LIST - BICEP)												
11/19	at Sea.	L		(RESERVE/INJURED LIST - BICEP)												
11/29	at NE	L		(RESERVE/INJURED LIST - BICEP)												
12/6	LAR	L		(RESERVE/INJURED LIST - BICEP)												
12/13	at NYG	W		(RESERVE/INJURED LIST - BICEP)												
12/20	Phi.	W		(RESERVE/INJURED LIST - BICEP)												
12/26	SF	L		(RESERVE/INJURED LIST - BICEP)												
1/3/21	at LAR	L		(RESERVE/INJURED LIST - BICEP)												
Totals			15/15	11	5	6	1.0	5.0	0	0	-	0	0	0	1	0

2019, ARIZONA (5-10-1)

Date	Opp.	W/L	GP/GS	TACKLES				INTERCEPTIONS				FUMBLES				
				Total	Solo	Asst.	Sacks	Yds.	No.	Yds.	Lg.	TD	PD	FF	FR	Yds.
9/8	Det.	T	1/1	3	3	0	1.0	10.0	0	0	-	0	0	1	1	0
9/15	at Bal.	L	1/1	1	1	0	0.0	0.0	0	0	-	0	1	0	0	0
9/22	Car.	L	1/1	4	4	0	2.0	21.0	0	0	-	0	0	2	1	0
9/29	Sea.	L	1/1	0	0	0	0.0	0.0	0	0	-	0	0	0	0	0
10/6	at Cin.	W	1/1	4	1	3	1.0	0.0	0	0	-	0	0	0	0	0
10/13	Atl.	W	1/1	3	2	1	0.5	3.0	0	0	-	0	1	0	0	0
10/20	at NYG	W	1/1	5	5	0	4.0	29.0	0	0	-	0	0	1	1	0
10/27	at NO	L	1/1	1	1	0	0.0	0.0	0	0	-	0	0	0	0	0
10/31	SF	L	1/1	1	1	0	1.0	7.0	0	0	-	0	0	0	0	0
11/10	at TB	L	1/1	5	4	1	2.0	9.0	0	0	-	0	0	1	0	0
11/17	at SF	L	1/1	4	3	1	1.0	7.0	0	0	-	0	0	0	0	0
12/1	LAR	L	1/1	4	2	2	0.5	5.0	0	0	-	0	0	0	0	0
12/8	Pit.	L	1/1	5	5	0	1.0	13.0	0	0	-	0	1	1	0	0
12/15	Cle.	W	1/1	5	5	0	1.0	6.0	0	0	-	0	0	0	0	0
12/22	at Sea.	W	1/1	6	4	2	4.0	36.0	0	0	-	0	0	2	0	0
12/29	at LAR	L	1/1	2	1	1	0.0	0.0	0	0	-	0	2	0	0	0
Totals			16/16	53	42	11	19.0	146.0	0	0	-	0	5	8	3	0

2018, ARIZONA (3-13)

Date	Opp.	W/L	GP/GS	TACKLES				INTERCEPTIONS				FUMBLES				
				Total	Solo	Asst.	Sacks	Yds.	No.	Yds.	Lg.	TD	PD	FF	FR	Yds.
9/9	Was.	L	1/1	3	2	1	1.0	7.0	0	0	-	0	0	1	0	0
9/16	at LAR	L	1/1	1	0	1	0.0	0.0	0	0	-	0	1	0	0	0
9/23	Chi.	L	1/1	4	2	2	1.0	5.0	0	0	-	0	1	0	0	0
9/30	Sea.	L	1/1	3	3	0	1.0	6.0	0	0	-	0	0	0	0	0
10/7	at SF	W	1/1	6	6	0	1.0	7.0	0	0	-	0	1	1	1	0
10/14	at Min.	L	1/1	5	4	1	1.5	4.0	0	0	-	0	1	1	0	0
10/18	Den.	L	1/1	3	2	1	1.0	1.0	0	0	-	0	0	0	0	0
10/28	SF	W	1/1	1	0	1	0.0	0.0	0	0	-	0	0	0	0	0
11/11	at KC	L	1/1	3	3	0	2.0	15.0	0	0	-	0	0	0	0	0
11/18	Oak.	L	1/1	3	3	0	2.0	8.0	0	0	-	0	0	0	0	0
11/25	at LAC	L	1/1	3	2	1	0.5	5.0	0	0	-	0	0	0	0	0
12/2	at GB	W	1/1	4	4	0	1.0	6.0	0	0	-	0	0	0	0	0
12/9	Det.	L	1/1	1	1	0	0.0	0.0	0	0	-	0	0	0	0	0
12/16	at Atl.	L	1/1	2	1	1	0.0	0.0	0	0	-	0	0	0	0	0
12/23	LAR	L	1/1	3	2	1	0.0	0.0	0	0	-	0	0	0	0	0
12/30	at Sea.	L	1/1	4	3	1	1.0	7.0	0	0	-	0	0	0	0	0
Totals			16/16	49	38	11	13.0	71.0	0	0	-	0	4	3	1	0

CHANDLER JONES GAME-BY-GAME

2017, ARIZONA (8-8)

Date	Opp.	W/L	GP/GS	TACKLES					INTERCEPTIONS					FUMBLES				
				Total	Solo	Asst.	Sacks	Yds.	No.	Yds.	Lg.	TD	PD	FF	FR	Yds.		
9/10	at Det.	L	1/1	3	3	0	1.0	7.0	0	0	-	0	0	0	0	0	0	0
9/17	at Ind.	W	1/1	7	5	2	2.0	16.0	0	0	-	0	0	1	0	0	0	
9/25	Dal.	L	1/1	3	3	0	1.0	9.0	0	0	-	0	0	0	0	0	0	
10/1	SF	W	1/1	3	3	0	0.0	0.0	0	0	-	0	0	0	0	0	0	
10/8	at Phi.	L	1/1	5	2	3	1.0	7.0	0	0	-	0	0	0	0	0	0	
10/15	TB	W	1/1	4	4	0	2.0	7.0	0	0	-	0	0	0	0	0	0	
10/22	at LAR	L	1/1	4	4	0	1.0	7.0	0	0	-	0	0	0	0	0	0	
11/5	at SF	W	1/1	2	2	0	1.0	4.0	0	0	-	0	0	0	0	0	0	
11/9	Sea.	L	1/1	3	2	1	1.0	5.0	0	0	-	0	1	0	0	0	0	
11/19	at Hou.	L	1/1	0	0	0	0.0	0.0	0	0	-	0	0	0	0	0	0	
11/26	Jac.	W	1/1	6	6	0	2.0	20.0	0	0	-	0	1	0	0	0	0	
12/3	LAR	L	1/1	4	4	0	1.0	7.0	0	0	-	0	0	1	0	0	0	
12/10	Ten.	W	1/1	5	5	0	1.0	6.0	0	0	-	0	0	0	0	0	0	
12/17	at Was.	L	1/1	2	2	0	1.0	9.0	0	0	-	0	0	0	0	0	0	
12/24	NYG	W	1/1	2	2	0	0.0	0.0	0	0	-	0	1	0	0	0	0	
12/31	at Sea.	W	1/1	6	5	1	2.0	9.0	0	0	-	0	0	0	0	0	0	
Totals			16/16	59	52	7	17.0	113.0	0	0	-	0	3	2	0	0	0	

2016, ARIZONA (7-8-1)

Date	Opp.	W/L	GP/GS	TACKLES					INTERCEPTIONS					FUMBLES			
				Total	Solo	Asst.	Sacks	Yds.	No.	Yds.	Lg.	TD	PD	FF	FR	Yds.	
9/11	NE	L	1/1	5	3	2	1.0	5.0	0	0	-	0	0	0	1	0	0
9/18	TB	W	1/1	1	1	0	1.0	10.0	0	0	-	0	0	0	0	0	0
9/25	at Buf.	L	1/1	3	3	0	1.0	2.0	0	0	-	0	0	0	0	0	0
10/2	LAR	L	1/1	4	4	0	1.0	5.0	0	0	-	0	0	1	1	0	0
10/6	at SF	W	1/1	5	4	1	0.0	0.0	0	0	-	0	1	0	0	0	0
10/17	NYJ	W	1/1	2	0	2	0.0	0.0	0	0	-	0	0	0	0	0	0
10/23	Sea.	T	1/1	3	3	0	1.0	20.0	0	0	-	0	0	1	0	0	0
10/30	at Car.	L	1/1	1	0	1	0.0	0.0	0	0	-	0	0	0	0	0	0
11/13	SF	W	1/1	4	4	0	2.0	7.0	0	0	-	0	0	0	0	0	0
11/20	at Min.	L	1/1	5	4	1	1.0	10.0	0	0	-	0	0	1	0	0	0
11/27	at Atl.	L	1/1	2	2	0	0.0	0.0	0	0	-	0	0	0	0	0	0
12/4	Was.	W	1/1	2	1	1	0.0	0.0	0	0	-	0	1	0	0	0	0
12/11	at Mia.	L	1/1	3	3	0	0.0	0.0	0	0	-	0	0	0	0	0	0
12/18	NO	L	1/1	4	4	0	0.0	0.0	0	0	-	0	0	0	0	0	0
12/24	at Sea.	W	1/1	3	1	2	1.5	6.5	0	0	-	0	0	0	0	0	0
1/1/17	at LAR	W	1/1	2	1	1	1.5	20.0	0	0	-	0	1	1	0	0	0
Totals			16/16	49	38	11	11.0	85.5	0	0	-	0	3	4	2	0	0

CHANDLER JONES GAME-BY-GAME

2015, NEW ENGLAND (12-4)

Date	Opp.	W/L	GP/GS	TACKLES					INTERCEPTIONS					FUMBLES			
				Total	Solo	Asst.	Sacks	Yds.	No.	Yds.	Lg.	TD	PD	FF	FR	Yds.	
9/10	Pit.	W	1/1	3	1	2	0.0	0.0	0	0	-	0	0	0	0	0	0
9/20	at Buf.	W	1/1	6	5	1	3.0	26.0	0	0	-	0	0	0	0	0	0
9/27	Jac.	W	1/1	2	2	0	0.0	0.0	0	0	-	0	0	0	0	0	0
10/11	at Dal.	W	1/1	1	0	1	0.0	0.0	0	0	-	0	1	0	0	0	0
10/18	at Ind.	W	1/1	4	2	2	2.5	17.5	0	0	-	0	0	0	0	0	0
10/25	NYJ	W	1/1	3	3	0	1.0	0.0	0	0	-	0	0	1	0	0	0
10/29	Mia.	W	1/1	4	4	0	2.0	14.0	0	0	-	0	0	0	0	0	0
11/8	Was.	W	1/1	4	3	1	1.0	4.0	0	0	-	0	0	0	0	0	0
11/15	at NYG	W	1/1	3	2	1	1.0	0.0	0	0	-	0	0	1	0	0	0
11/23	Buf.	W	1/1	1	1	0	0.0	0.0	0	0	-	0	0	0	0	0	0
11/29	at Den.	L	1/1	2	2	0	0.0	0.0	1	0	0	0	1	1	0	0	0
12/6	Phi.	L	1/1	4	3	1	0.0	0.0	0	0	-	0	0	0	0	0	0
12/13	at Hou.	W	1/1	2	0	2	0.0	0.0	0	0	-	0	0	0	0	0	0
12/20	Ten.	W	1/1	4	2	2	2.0	28.0	0	0	-	0	0	1	0	0	0
12/27	at NYJ	L	1/1	1	1	0	0.0	0.0	0	0	-	0	0	0	0	0	0
1/3/16	at Mia.	L					(INACTIVE)										
Totals			15/15	44	31	13	12.5	89.5	1	0	0	0	2	4	0	0	0
POSTSEASON																	
1/16/16	KC	W	1/1	4	2	2	1.0	3.0	0	0	-	0	0	1	0	0	0
1/24/16	at Den.	L	1/1	1	1	0	0.0	0.0	0	0	-	0	0	0	0	0	0
Totals			2/2	5	3	2	1.0	3.0	0	0	-	0	0	1	0	0	0

2014, NEW ENGLAND (12-4)

Date	Opp.	W/L	GP/GS	TACKLES					INTERCEPTIONS					FUMBLES			
				Total	Solo	Asst.	Sacks	Yds.	No.	Yds.	Lg.	TD	PD	FF	FR	Yds.	
9/7	at Mia.	L	1/1	4	4	0	0.0	0.0	0	0	-	0	0	0	0	0	0
9/14	at Min.	W	1/1	8	6	2	2.0	7.0	0	0	-	0	0	0	0	0	0
9/21	Oak.	W	1/1	2	1	1	0.0	0.0	0	0	-	0	2	0	0	0	0
9/29	at KC	L	1/1	3	2	1	0.5	4.0	0	0	-	0	0	0	0	0	0
10/5	Cin.	W	1/0	0	0	0	0.0	0.0	0	0	-	0	0	0	0	0	0
10/12	at Buf.	W	1/1	5	4	1	1.0	2.0	0	0	-	0	0	1	1	0	0
10/16	NYJ	W	1/1	4	4	0	1.0	15.0	0	0	-	0	0	0	0	0	0
10/26	Chi.	W					(INACTIVE - HIP)										
11/2	Den.	W					(INACTIVE - HIP)										
11/16	at Ind.	W					(INACTIVE - HIP)										
11/23	Det.	W					(INACTIVE - HIP)										
11/30	at GB	L					(INACTIVE - HIP)										
12/7	SD	W					(INACTIVE - HIP)										
12/14	Mia.	W	1/0	7	4	3	1.5	21.5	0	0	-	0	0	1	0	0	0
12/21	at NYJ	W	1/1	5	2	3	0.0	0.0	0	0	-	0	0	0	0	0	0
12/28	Buf.	L	1/1	5	3	2	0.0	0.0	0	0	-	0	0	0	0	0	0
Totals			10/8	43	30	13	6.0	49.5	0	0	-	0	2	2	1	0	0
POSTSEASON																	
1/10/15	Bal.	W	1/1	4	3	1	0.0	0.0	0	0	-	0	0	0	0	0	0
1/18/15	Ind.	W	1/1	1	1	0	0.0	0.0	0	0	-	0	0	0	0	0	0
2/1/15	at Sea.	W	1/1	3	3	0	1.0	3.0	0	0	-	0	0	0	0	0	0
Totals			3/3	8	7	1	1.0	3.0	0	0	-	0	0	0	0	0	0

CHANDLER JONES GAME-BY-GAME

2013, NEW ENGLAND (12-4)

Date	Opp.	W/L	GP/GS	TACKLES					INTERCEPTIONS					FUMBLES			
				Total	Solo	Asst.	Sacks	Yds.	No.	Yds.	Lg.	TD	PD	FF	FR	Yds.	
9/8	at Buf.	W	1/1	6	4	2	0.0	0.0	0	0	-	0	0	0	0	0	0
9/12	NYJ	W	1/1	5	3	2	2.0	16.0	0	0	-	0	0	0	0	0	0
9/22	TB	W	1/1	3	0	3	1.0	4.5	0	0	-	0	0	0	0	0	0
9/29	at Atl.	W	1/1	2	1	1	0.0	0.0	0	0	-	0	0	0	0	0	0
10/6	at Cin.	L	1/1	4	1	3	0.5	4.0	0	0	-	0	0	0	0	0	0
10/13	NO	W	1/1	7	2	5	1.0	6.0	0	0	-	0	0	0	0	0	0
10/20	at NYJ	L	1/1	11	8	3	2.0	15.0	0	0	-	0	0	1	0	0	0
10/27	Mia.	W	1/1	6	4	2	0.0	0.0	0	0	-	0	0	0	0	0	0
11/3	Pit.	W	1/1	6	3	3	2.0	5.0	0	0	-	0	0	0	0	0	0
11/18	at Car.	L	1/1	5	4	1	1.0	5.0	0	0	-	0	0	0	0	0	0
11/24	Den.	W	1/1	6	2	4	1.0	10.0	0	0	-	0	0	0	0	0	0
12/1	at Hou.	W	1/1	4	1	3	0.0	0.0	0	0	-	0	0	0	0	0	0
12/8	Cle.	W	1/1	5	2	3	0.0	0.0	0	0	-	0	0	0	0	0	0
12/15	at Mia.	L	1/1	3	3	0	1.0	8.0	0	0	-	0	0	0	0	0	0
12/22	at Bal.	W	1/1	2	0	2	0.0	0.0	0	0	-	0	0	0	1	1	1
12/29	Buf.	W	1/1	4	2	2	0.0	0.0	0	0	-	0	0	0	0	0	0
Totals			16/16	79	40	39	11.5	73.5	0	0	-	0	0	1	1	1	1
POSTSEASON																	
1/11/14	Ind.	W	1/1	2	1	1	0.0	0.0	0	0	-	0	0	0	0	0	0
1/19/14	at Den.	L	1/1	1	1	0	0.0	0.0	0	0	-	0	0	0	0	0	0
Totals			2/2	3	2	1	0.0	0.0	0	0	-	0	0	0	0	0	0

2012, NEW ENGLAND (12-4)

Date	Opp.	W/L	GP/GS	TACKLES					INTERCEPTIONS					FUMBLES			
				Total	Solo	Asst.	Sacks	Yds.	No.	Yds.	Lg.	TD	PD	FF	FR	Yds.	
9/9	at Ten.		1/1	5	3	2	1.0	1.0	0	0	-	0	0	1	0	0	0
9/16	Ari.		1/1	5	3	2	1.0	0.0	0	0	-	0	0	1	0	0	0
9/23	at Bal.		1/1	2	0	2	0.0	0.0	0	0	-	0	0	0	0	0	0
9/30	at Buf.		1/1	5	3	2	1.0	5.0	0	0	-	0	0	0	0	0	0
10/7	Den.		1/1	1	0	1	0.0	0.0	0	0	-	0	1	0	0	0	0
10/14	at Sea.		1/1	9	4	5	2.0	10.0	0	0	-	0	0	1	0	0	0
10/21	NYJ		1/1	4	3	1	0.0	0.0	0	0	-	0	0	0	0	0	0
10/28	at StL.		1/1	2	2	0	1.0	17.0	0	0	-	0	1	0	0	0	0
11/11	Buf.		1/1	1	0	1	0.0	0.0	0	0	-	0	0	0	0	0	0
11/18	Ind.		1/1	0	0	0	0.0	0.0	0	0	-	0	0	0	0	0	0
11/22	at NYJ			(INACTIVE)													
12/2	at Mia.			(INACTIVE)													
12/10	Hou.		1/0	2	1	1	0.0	0.0	0	0	-	0	1	0	0	0	0
12/16	SF		1/1	2	2	0	0.0	0.0	0	0	-	0	0	0	0	0	0
12/23	at Jac.		1/1	0	0	0	0.0	0.0	0	0	-	0	0	0	0	0	0
12/30	Mia.		1/1	7	3	4	0.0	0.0	0	0	-	0	1	0	0	0	0
Totals			14/13	45	24	21	6.0	33.0	0	0	-	0	4	3	0	0	0
POSTSEASON																	
1/13/13	Hou.	W	1/1	2	1	1	0.0	0.0	0	0	-	0	0	0	0	0	0
1/20/13	Bal.	L	1/0	0	0	0	0.0	0.0	0	0	-	0	0	0	0	0	0
Totals			2/1	2	1	1	0.0	0.0	0	0	-	0	0	0	0	0	0



CHRIS JONES

41

POSITION: Cornerback
HT/WT: 5-11/200
ACQUIRED: FA-'22
BORN: 08/13/95

NFL SEASON: 5
RAIDERS SEASON: 1
COLLEGE: Nebraska
HOMETOWN: Jacksonville, Fla.

TRANSACTIONS: Signed by Detroit Lions as an undrafted free agent, May 11, 2018...Waived by Lions, Sept. 1, 2018...Signed by Arizona Cardinals to practice squad, Sept. 3, 2018...Signed by Cardinals to active roster, Nov. 20, 2018...Waived by Cardinals, Nov. 27, 2018...Re-signed by Cardinals to practice squad, Nov. 29, 2018...Signed by Cardinals to active roster, Dec. 18, 2018...Waived by Cardinals, Oct. 9, 2019...Re-signed by Cardinals to practice squad, Oct. 11, 2019...Signed by Cardinals to active roster, Nov. 8, 2019...Waived by Cardinals, Sept. 5, 2020...Re-signed by Cardinals to practice squad, Sept. 6, 2020...Signed by Detroit Lions to active roster, Sept. 16, 2020...Released by Lions, Oct. 17, 2020...Re-signed by Lions, Oct. 21, 2020...Waived by Lions, Oct. 24, 2020...Claimed by Minnesota Vikings via waivers, Oct. 26, 2020...Signed by Tennessee Titans as a free agent, April 23, 2021...Waived by Titans, Sept. 6, 2021...Re-signed by Titans as a free agent, Nov. 10, 2021...Signed by Las Vegas Raiders as a free agent, June 13, 2022.

CAREER: Enters fifth NFL season and first with the Raiders, having see game action with Arizona, Detroit, Minnesota and Tennessee...Has played in 29 career games with six starts, making three starts each in 2019 and 2020...Has totaled 44 career tackles (37 solo) and seven passes defended...With Tennessee in 2021, appeared in seven games and totaled six stops (five)...In 2020, played in eight games with three starts for Minnesota, totaling 19 tackles (18)...In 2019, played in a career-high 11 games with three starts for Arizona...Also set career marks with 22 tackles (17) and six passes defended.

AT A GLANCE

- Veteran defensive back joined Raiders after playing parts of four seasons with Arizona, Detroit, Minnesota and Tennessee.
- Career totals include 29 games played with six starts, 44 total tackles (37 solo) and seven passes defended.
- Entered the NFL as an undrafted free agent with Detroit in 2018 after totaling five INTs in 45 games at Nebraska.

2021 (WITH TEN.): Signed to Titans' active roster in November and played in seven games...Credited with six tackles (five) and one pass defended...(11/21) vs. Hou.: Posted one solo tackle and was credited with a pass defended...(12/12) vs. Jac.: Posted a season-high two tackles (one).

2020 (WITH ARI., DET. AND MIN.): In training camp with Cardinals before seeing regular season action with Detroit and Minnesota...Played in nine games with three starts, totaling 19 tackles (18)...(9/27) at Ari.: Played in lone game with Lions, playing on special teams...(11/8) vs. Det.: Posted three solo tackles in first game with Vikings after being claimed via waivers...(11/16) at Chi.: Made first start of the season and posted three solo tackles...(12/25) at NO.: Started and matched a season high with three solo tackles.

2019 (WITH ARI.): Played in a career-high 11 games with three starts...Totalled 19 tackles (14) and six passes defended...Added three tackles on special teams...(9/22) vs. Car.: Made first-career start...(12/15) vs. Cle.: Posted four tackles (three) and one pass defended...(12/22) at Sea.: Started and produced three tackles (one) and a career-high three passes defended...(12/29) at LAR: Registered a start and matched a career-high with four tackles (three) and one pass defended.

2018 (WITH ARI.): Spent 13 games on the Cardinals' practice squad and played in two contests...(11/25) at LAC: Saw first-career game action...(12/30) at Sea.: Played in the regular-season finale.

COLLEGE: Played 45 games in four years at Nebraska, totaling five INTs and 16 passes defended...As a senior, had seven tackles and a pass breakup in seven games with six starts...Missed the first five games of the season due to injury...Named to Brook Berringer and Tom Osborne Citizenship Teams...As a junior, earned honorable mention All-Big Ten accolades from the coaches and media after recording 37 tackles, three INTs, 10 passes defended and one TD in 13 games...As a sophomore, played in 13 games with seven starts, totaling 25 tackles, two INTs and five passes defended...Earned Academic All-Big 10 honors...As a true freshman, saw action on special teams in 12 games.

PERSONAL: Attended Sandalwood High School in Jacksonville, Fla. ...Helped lead team to an 8-3 record and an appearance in the Class 8A state playoffs as a senior in 2013...Earned All-First Coast honors by the Florida Times-Union as a senior after totaling 32 tackles and four INTs with one return for a TD.

ADDITIONAL STATISTICS: Special teams tackles – 3 in 2019.

SINGLE-GAME HIGHS: TACKLES: Total – 4, two times; last: 12/29/19 at LAR. Solo – 3, nine times; last: 12/25/20 vs. NO. Passes defended – 3, 12/22/19 at Sea.

CHRIS JONES' CAREER STATISTICS

Year	Team	GP	GS	TACKLES					INTERCEPTIONS					FUMBLES				
				Total	Solo	Asst.	Sacks	Yds.	No.	Yds.	Lg.	TD	PD	FF	FR	Yds.		
2018	Arizona	2	0	0	0	0	0.0	0.0	0	0	-	0	0	0	0	0	0	0
2019	Arizona	11	3	19	14	5	0.0	0.0	0	0	-	0	6	0	0	0	0	0
2020	Det./Min.	9	4	19	18	1	0.0	0.0	0	0	-	0	0	0	0	0	0	0
2021	Tennessee	7	0	6	5	1	0.0	0.0	0	0	-	0	1	0	0	0	0	0
Totals		29	7	44	37	7	0.0	0.0	0	0	-	0	7	0	0	0	0	0
POSTSEASON																		
2021	Tennessee	0	0	0	0	0	0.0	0.0	0	0	-	0	0	0	0	0	0	0
Totals		0	0	0	0	0	0.0	0.0	0	0	-	0	0	0	0	0	0	0

CHRIS JONES GAME-BY-GAME

2021, TENNESSEE (12-5)

Date	Opp.	W/L	GP/GS	TACKLES					INTERCEPTIONS					FUMBLES				
				Total	Solo	Asst.	Sacks	Yds.	No.	Yds.	Lg.	TD	PD	FF	FR	Yds.		
9/12	Ari.	L		(PRACTICE SQUAD)														
9/19	at Sea.	W		(PRACTICE SQUAD)														
9/26	Ind.	W		(PRACTICE SQUAD)														
10/3	at NYJ	L		(PRACTICE SQUAD)														
10/10	at Jac.	W		(PRACTICE SQUAD)														
10/18	Buf.	W		(PRACTICE SQUAD)														
10/24	KC	W	1/0	1	1	0	0.0	0.0	0	0	-	0	0	0	0	0	0	0
10/31	at Ind.	W		(PRACTICE SQUAD)														
11/7	at LAR	W	1/0	1	1	0	0.0	0.0	0	0	-	0	0	0	0	0	0	0
11/14	NO	W	1/0	0	0	0	0.0	0.0	0	0	-	0	0	0	0	0	0	0
11/21	Hou.	L	1/0	1	1	0	0.0	0.0	0	0	-	0	1	0	0	0	0	0
11/28	at NE	L	1/0	1	1	0	0.0	0.0	0	0	-	0	0	0	0	0	0	0
12/12	Jac.	W	1/0	2	1	1	0.0	0.0	0	0	-	0	0	0	0	0	0	0
12/19	at Pit.	L	1/0	0	0	0	0.0	0.0	0	0	-	0	0	0	0	0	0	0
12/23	SF	W		(INACTIVE)														
1/2/22	Mia.	W		(INACTIVE)														
1/9/22	at Hou.	W		(PRACTICE SQUAD)														
Totals			7/0	6	5	1	0.0	0.0	0	0	-	0	1	0	0	0	0	0
POSTSEASON																		
1/22/22	Cin.	L		(DID NOT PLAY)														
Totals			0/0	0	0	0	0.0	0.0	0	0	-	0	0	0	0	0	0	0

2020, DETROIT/MINNESOTA

Date	Opp.	W/L	GP/GS	TACKLES					INTERCEPTIONS					FUMBLES				
				Total	Solo	Asst.	Sacks	Yds.	No.	Yds.	Lg.	TD	PD	FF	FR	Yds.		
9/13	Chi.*	L		(NOT ON ROSTER)														
9/20	at GB*	L		(INACTIVE)														
9/27	at Ari.*	W	1/0	0	0	0	0.0	0.0	0	0	-	0	0	0	0	0	0	0
10/4	NO*	L		(INACTIVE)														
11/1	at GB	W		(INACTIVE)														
11/8	Det.	W	1/0	3	3	0	0.0	0.0	0	0	-	0	0	0	0	0	0	0
11/16	at Chi.	W	1/1	3	3	0	0.0	0.0	0	0	-	0	0	0	0	0	0	0
11/22	Dal.	L	1/1	1	1	0	0.0	0.0	0	0	-	0	0	0	0	0	0	0
11/29	Car.	W	1/1	1	0	1	0.0	0.0	0	0	-	0	0	0	0	0	0	0
12/6	Jac.	W	1/0	2	2	0	0.0	0.0	0	0	-	0	0	0	0	0	0	0
12/13	at TB	L	1/0	3	3	0	0.0	0.0	0	0	-	0	0	0	0	0	0	0
12/20	Chi.	L	1/0	3	3	0	0.0	0.0	0	0	-	0	0	0	0	0	0	0
12/25	at NO	L	1/1	3	3	0	0.0	0.0	0	0	-	0	0	0	0	0	0	0
1/3/21	at Det.	W		(INACTIVE)														
Totals			9/4	19	18	1	0.0	0.0	0	0	-	0	0	0	0	0	0	0

*w/Det.

CHRIS JONES GAME-BY-GAME

2019, ARIZONA (5-10-1)

Date	Opp.	W/L	GP/GS	TACKLES					INTERCEPTIONS					FUMBLES				
				Total	Solo	Asst.	Sacks	Yds.	No.	Yds.	Lg.	TD	PD	FF	FR	Yds.		
9/8	Det.	T	1/0	3	3	0	0.0	0.0	0	0	-	0	1	0	0	0	0	0
9/15	at Bal.	L	1/0	2	1	1	0.0	0.0	0	0	-	0	0	0	0	0	0	0
9/22	Car.	L	1/1	0	0	0	0.0	0.0	0	0	-	0	0	0	0	0	0	0
9/29	Sea.	L	1/0	3	3	0	0.0	0.0	0	0	-	0	0	0	0	0	0	0
10/6	at Cin.	W	1/0	0	0	0	0.0	0.0	0	0	-	0	0	0	0	0	0	0
10/13	Atl.	W		(PRACTICE SQUAD)														
10/20	at NYG	W		(PRACTICE SQUAD)														
10/27	at NO	L		(PRACTICE SQUAD)														
10/31	SF	L		(PRACTICE SQUAD)														
11/10	at TB	L	1/0	0	0	0	0.0	0.0	0	0	-	0	0	0	0	0	0	0
11/17	at SF	L	1/0	0	0	0	0.0	0.0	0	0	-	0	0	0	0	0	0	0
12/1	LAR	L		(INACTIVE)														
12/8	Pit.	L	1/0	0	0	0	0.0	0.0	0	0	-	0	0	0	0	0	0	0
12/15	Cle.	W	1/0	4	3	1	0.0	0.0	0	0	-	0	1	0	0	0	0	0
12/22	at Sea.	W	1/1	3	1	2	0.0	0.0	0	0	-	0	3	0	0	0	0	0
12/29	at LAR	L	1/1	4	3	1	0.0	0.0	0	0	-	0	1	0	0	0	0	0
Totals			11/3	19	14	5	0.0	0.0	0	0	-	0	6	0	0	0	0	0

2018, ARIZONA (3-13)

Date	Opp.	W/L	GP/GS	TACKLES					INTERCEPTIONS					FUMBLES				
				Total	Solo	Asst.	Sacks	Yds.	No.	Yds.	Lg.	TD	PD	FF	FR	Yds.		
9/9	Was.			(PRACTICE SQUAD)														
9/16	at LAR			(PRACTICE SQUAD)														
9/23	Chi.			(PRACTICE SQUAD)														
9/30	Sea.			(PRACTICE SQUAD)														
10/7	at SF			(PRACTICE SQUAD)														
10/14	at Min.			(PRACTICE SQUAD)														
10/18	Den.			(PRACTICE SQUAD)														
10/28	SF			(PRACTICE SQUAD)														
11/11	at KC			(PRACTICE SQUAD)														
11/18	Oak.			(PRACTICE SQUAD)														
11/25	at LAC		1/0	0	0	0	0.0	0.0	0	0	-	0	0	0	0	0	0	0
12/2	at GB			(PRACTICE SQUAD)														
12/9	Det.			(PRACTICE SQUAD)														
12/16	at Atl.			(PRACTICE SQUAD)														
12/23	LAR			(INACTIVE)														
12/30	at Sea.		1/0	0	0	0	0.0	0.0	0	0	-	0	0	0	0	0	0	0
Totals			2/0	0	0	0	0.0	0.0	0	0	-	0	0	0	0	0	0	0



MICAH KISER

43

POSITION: Linebacker
HT/WT: 6-0/238
ACQUIRED: FA-22 (Den.)
BORN: 1/25/95

NFL SEASON: 5
RAIDERS SEASON: 1
COLLEGE: Virginia
HOMETOWN: Baltimore, Md.

TRANSACTIONS: Selected by Los Angeles Rams in the fifth round (147th overall) of the 2018 NFL Draft, April 28, 2018... Waived by Rams, Aug. 31, 2021... Signed by Rams to practice squad, Sept. 1, 2021... Signed by Denver Broncos to active roster, Sept. 22, 2021... Signed by Las Vegas Raiders as an unrestricted free agent, March 21, 2022.

CAREER: Enters his fifth NFL season and first with the Silver and Black... Played most of the 2021 season with the Denver Broncos after being signed from the Rams' practice squad in September... Has appeared in 36 games with 11 starts, totaling 94 tackles (51 solo), three passes defended and one forced fumble... Played in 10 games with two starts for the Broncos, totaling 19 tackles (seven)... In 2020, started a career-high nine games and was leading the team with 77 tackles (44) before being placed on Injured Reserve... Missed the 2019 season due to injury.

AT A GLANCE

- Played majority of 2021 with Denver Broncos after being signed from the Los Angeles Rams' practice squad.
- Has appeared in 36 career games with 11 starts, totaling 94 tackles (51 solo), three passes defended and one forced fumble.
- Drafted in the fifth round (147th overall) by the Rams out of Virginia, where he finished his career with the fifth-most tackles (411) in program history.

2021 (WITH LAR AND DEN.): Played in 11 games with two starts with both the Rams and Denver... Signed to Broncos' active roster from the Rams' practice squad prior to Week 3... Totaled 19 tackles (seven), all with Denver... (10/21) at Cle.: Made first start of the season, totaling two tackles (one)... (1/2/22) at LAC: Started and posted a season-high 12 tackles (five), including one tackle for loss.

2020 (WITH LAR): Made nine starts in the first 10 games of the season before suffering an injury... Was leading the team with 77 tackles (44) before being placed on Injured Reserve... Returned for the postseason... (9/13) vs. Dal.: Credited with two passes defended in the season opener... (9/20) at Phi.: Racked up a career-high 15 tackles (10) and forced fumble... (10/18) at SF: Posted 13 stops (seven)... (11/15) vs. Sea.: Recorded 12 tackles (10), marking his third double-digit tackle game of the season... Postseason: (1/9/21) at Sea.: Played exclusively on special teams, recovering a fumble.

2019 (WITH LAR): Suffered a pectoral injury in the preseason and was placed on the Reserve/Injured list.

2018 (WITH LAR): Appeared in all 16 games and three postseason contests as a rookie... Posted four tackles on special teams... (9/10) at Oak.: Made NFL debut and played on special teams... (9/16) vs. Ari.: Posted first-career special teams tackle... (10/21) at SF: Credited with a special teams stop... (11/4) at NO: Tallied one solo tackle on special teams... (12/30) vs. SF: Assisted on a special teams stop... Postseason: (1/12/19) vs. Dal.: Made postseason debut in NFC Divisional Playoff game... Recorded a special teams tackle... (1/20/19) at NO: Notched two special teams tackles in NFC Championship Game... (2/3/19) vs. NE: Played on special teams in Super Bowl LIII.

COLLEGE: Played four years at Virginia, finishing collegiate career ranked fifth in program history with 411 tackles... Became just the second player in ACC history to lead the league in tackles in three-straight seasons, joining Boston College's Luke Kuechly (2009-11)... As a senior in 2017, named first-team Sporting News All-American, second-team Walter Camp All-American, second-team USA Today All-American, third-team Associated Press All-American, first-team All-ACC... Recipient of the Campbell Trophy, semifinalist for the Butkus Award, semifinalist for the Jason Witten Collegiate Man of the Year, finalist for the Lott IMPACT Trophy and the Bobby Bowden Award... Started all 13 games and led the ACC in tackles for the third-straight year with 145... Totalled ranked second all-time in program history... As a junior in 2016, named second-team FWAA All-American, first-team All-ACC, first-team Coaches All-ACC, second-team CoSISA Academic All-American, ESPN.com All-ACC, first-team Associated Press All-ACC... Named a semifinalist for the Butkus Award, semifinalist for the Lott IMPACT Trophy... Started all 12 games, led the ACC and finished third in the nation with 11.2 tackle per game... Had 134 total tackles, which tied for the fourth highest single-season mark in program history... As a sophomore in 2015, named third-team College Sports Madness All-American, first-team All-ACC, second-team All-ACC Coaches... Started all 12 games and ranked first in the ACC with 117 tackles... Registered double-digit tackles in seven games... As a freshman in 2014, played in all 12 games... Saw action primarily on special teams... Led team with nine special teams stops... Redshirted as a true freshman.

PERSONAL: Attended Gilman School in Baltimore, Md. ... Played both linebacker and tight end, lettering three years and earning All-Maryland Interscholastic Athletic Association Conference honors three times... Twice named first-team Maryland Consensus all-state defense... Twice named first-team all-metro... All-metro Defensive Player of the Year in 2012... Baltimore Sun's Defensive Co-Player of the Year... Helped Gilman to MIAA A Conference title... Served as team captain as a senior and led team to a No. 19 ranking in the USA Today Super-25 rankings... As a junior, named a 2011 MaxPreps Air Force Junior All-American Second Team linebacker... Also played lacrosse.

ADDITIONAL STATISTICS: Special teams tackles – 4 in 2018, 2 in 2021; NFL Totals: 6

SINGLE-GAME HIGHS: TACKLES: Total – 15, 9/20/20 at Phi. Solo – 10, two times, last: 11/15/20 vs Sea. Passes defended – 2, 9/13/20 vs. Dal. Forced Fumbles – 1, 9/20/20 at Phi.

MICAH KISER'S CAREER STATISTICS

Year	Team	GP	GS	TACKLES					INTERCEPTIONS				FUMBLES				
				Total	Solo	Asst.	Sacks	Yds.	No.	Yds.	Lg.	TD	PD	FF	FR	Yds.	
2018	L.A. Rams	16	0	0	0	0	0.0	0.0	0	0	-	0	0	0	0	0	0
2019	L.A. Rams																
2020	L.A. Rams	9	9	77	44	33	0.0	0.0	0	0	-	0	3	1	0	0	0
2021	LAR/Den.	11	2	17	7	10	0.0	0.0	0	0	-	0	0	0	0	0	0
Totals		36	11	94	51	43	0.0	0.0	0	0	-	0	3	1	0	0	0
POSTSEASON																	
2018	L.A. Rams	3	0	0	0	0	0.0	0.0	0	0	-	0	0	0	0	0	0
2021	L.A. Rams	2	0	0	0	0	0.0	0.0	0	0	-	0	0	0	1	0	0
Totals		5	0	0	0	0	0.0	0.0	0	0	-	0	0	0	1	0	0

MICAH KISER GAME-BY-GAME

2021, LOS ANGELES RAMS/DENVER

Date	Opp.	W/L	GP/GS	TACKLES					INTERCEPTIONS				FUMBLES				
				Total	Solo	Asst.	Sacks	Yds.	No.	Yds.	Lg.	TD	PD	FF	FR	Yds.	
9/12	Chi.*	W															
(PRACTICE SQUAD)																	
9/19	at Ind*	W	1/0	0	0	0	0.0	0.0	0	0	-	0	0	0	0	0	0
9/26	NYJ	W	1/0	0	0	0	0.0	0.0	0	0	-	0	0	0	0	0	0
10/3	Bal.	L	1/0	0	0	0	0.0	0.0	0	0	-	0	0	0	0	0	0
10/10	at Pit.	L	1/0	0	0	0	0.0	0.0	0	0	-	0	0	0	0	0	0
10/17	LV	L	1/0	3	1	2	0.0	0.0	0	0	-	0	0	0	0	0	0
10/21	at Cle.	L	1/1	2	1	1	0.0	0.0	0.0	0	-	0	0	0	0	0	0
10/31	Was.	W															
(RESERVE/INJURED - GROIN)																	
11/7	at Dal.	W															
(RESERVE/INJURED - GROIN)																	
11/14	Phi.	L															
(RESERVE/INJURED - DESIGNATED FOR RETURN - GROIN)																	
11/28	LAC	W															
(RESERVE/INJURED - DESIGNATED FOR RETURN - GROIN)																	
12/5	at KC	L															
(RESERVE/INJURED - DESIGNATED FOR RETURN - GROIN)																	
12/12	Det.	W	1/0	0	0	0	0.0	0.0	0	0	-	0	0	0	0	0	0
12/19	Cin.	L	1/0	0	0	0	0.0	0.0	0	0	-	0	0	0	0	0	0
12/26	at LV	L	1/0	0	0	0	0.0	0.0	0	0	-	0	0	0	0	0	0
1/2/22	at LAC	L	1/1	12	5	7	0.0	0.0	0	0	-	0	0	0	0	0	0
1/8/22	KC	L	1/0	0	0	0	0.0	0.0	0	0	-	0	0	0	0	0	0
Totals			11/2	17	7	10	0.0	0.0	0	0	-	0	0	0	0	0	0

*w/LAR

2020, LOS ANGELES RAMS (10-6)

Date	Opp.	W/L	GP/GS	TACKLES					INTERCEPTIONS				FUMBLES				
				Total	Solo	Asst.	Sacks	Yds.	No.	Yds.	Lg.	TD	PD	FF	FR	Yds.	
9/13	Dal.	W	1/1	7	6	1	0.0	0.0	0	0	-	0	2	0	0	0	0
9/20	at Phi.	W	1/1	15	10	5	0.0	0.0	0	0	-	0	1	1	0	0	0
9/27	at Buf.	L	1/1	4	0	4	0.0	0.0	0	0	-	0	0	0	0	0	0
10/4	NYG	W	1/1	6	5	1	0.0	0.0	0	0	-	0	0	0	0	0	0
10/11	at Was.	W															
(INACTIVE - GROIN)																	
10/18	at SF	L	1/1	13	7	6	0.0	0.0	0	0	-	0	0	0	0	0	0
10/26	Chi.	W	1/1	8	3	5	0.0	0.0	0	0	-	0	0	0	0	0	0
11/1	at Mia.	L	1/1	6	1	5	0.0	0.0	0	0	-	0	0	0	0	0	0
11/15	Sea.	W	1/1	12	10	2	0.0	0.0	0	0	-	0	0	0	0	0	0
11/23	at TB	W	1/1	6	2	4	0.0	0.0	0	0	-	0	0	0	0	0	0
11/29	SF	L															
(RESERVE/INJURED LIST - KNEE)																	
12/6	at Ari.	W															
(RESERVE/INJURED LIST - KNEE)																	
12/10	NE	W															
(RESERVE/INJURED LIST - KNEE)																	
12/20	NYJ	L															
(RESERVE/INJURED LIST - DESIGNATED FOR RETURN - KNEE)																	
12/27	at Sea.	L															
(RESERVE/INJURED LIST - DESIGNATED FOR RETURN - KNEE)																	
1/3/21	Ari.	W															
(RESERVE/INJURED LIST - DESIGNATED FOR RETURN - KNEE)																	
Totals			9/9	77	44	33	0.0	0.0	0	0	-	0	3	1	0	0	0
POSTSEASON																	
1/9/21	at Sea.	W	1/0	0	0	0	0.0	0.0	0	0	-	0	0	0	1	0	0
1/16/21	at GB	L	1/0	0	0	0	0.0	0.0	0	0	-	0	0	0	0	0	0
Totals			2/0	0	0	0	0.0	0.0	0	0	-	0	0	0	1	0	0

MICAH KISER'S CAREER STATISTICS

2018, LOS ANGELES RAMS (13-3)

Date	Opp.	W/L	GP/GS	TACKLES					INTERCEPTIONS					FUMBLES				
				Total	Solo	Asst.	Sacks	Yds.	No.	Yds.	Lg.	TD	PD	FF	FR	Yds.		
9/10	at Oak	W	1/0	0	0	0	0.0	0.0	0	0	-	0	0	0	0	0	0	0
9/16	Ari.	W	1/0	0	0	0	0.0	0.0	0	0	-	0	0	0	0	0	0	
9/23	LAC	W	1/0	0	0	0	0.0	0.0	0	0	-	0	0	0	0	0	0	
9/27	Min.	W	1/0	0	0	0	0.0	0.0	0	0	-	0	0	0	0	0	0	
10/7	at Sea.	W	1/0	0	0	0	0.0	0.0	0	0	-	0	0	0	0	0	0	
10/14	at Den.	W	1/0	0	0	0	0.0	0.0	0	0	-	0	0	0	0	0	0	
10/21	at SF	W	1/0	0	0	0	0.0	0.0	0	0	-	0	0	0	0	0	0	
10/28	GB	W	1/0	0	0	0	0.0	0.0	0	0	-	0	0	0	0	0	0	
11/4	at NO	L	1/0	0	0	0	0.0	0.0	0	0	-	0	0	0	0	0	0	
11/11	Sea.	W	1/0	0	0	0	0.0	0.0	0	0	-	0	0	0	0	0	0	
11/19	KC	W	1/0	0	0	0	0.0	0.0	0	0	-	0	0	0	0	0	0	
12/2	at Det.	W	1/0	0	0	0	0.0	0.0	0	0	-	0	0	0	0	0	0	
12/9	at Chi.	L	1/0	0	0	0	0.0	0.0	0	0	-	0	0	0	0	0	0	
12/16	Phi.	L	1/0	0	0	0	0.0	0.0	0	0	-	0	0	0	0	0	0	
12/23	at Ari.	W	1/0	0	0	0	0.0	0.0	0	0	-	0	0	0	0	0	0	
12/30	SF	W	1/0	0	0	0	0.0	0.0	0	0	-	0	0	0	0	0	0	
Totals			16/0	0	0	0	0.0	0.0	0	0	-	0	0	0	0	0	0	
POSTSEASON																		
1/12/19	Dal.	W	1/0	0	0	0	0.0	0.0	0	0	-	0	0	0	0	0	0	
1/20/19	at NO	W	1/0	0	0	0	0.0	0.0	0	0	-	0	0	0	0	0	0	
2/3/19	NE	L	1/0	0	0	0	0.0	0.0	0	0	-	0	0	0	0	0	0	
Totals			3/0	0	0	0	0.0	0.0	0	0	-	0	0	0	0	0	0	



MALCOLM KOONCE

51

POSITION: Defensive End
HT/WT: 6-2/249
ACQUIRED: D3a-'21
BORN: 06/06/98

NFL SEASON: 2
RAIDERS SEASON: 2
COLLEGE: Buffalo
HOMETOWN: Peekskill, N.Y.

TRANSACTIONS: Selected by Las Vegas Raiders in the third round (79th overall) of the 2021 NFL Draft, April 30, 2021.

2021: Appeared in five games as a rookie, recording two sacks and three total tackles (two solo)...Inactive for 11 games and dressed but did not play in another contest...(12/5) vs. Was.: Made his NFL debut and registered first career sack, taking down QB Taylor Heinicke for a loss of 10 yards...(12/12) at KC: Recorded his second consecutive game with a sack, dropping QB Patrick Mahomes for a loss of five yards...(12/20) at Cle.: Appeared exclusively on special teams...(1/2/22) at Ind.: Appeared in a limited role on defense and special teams...(1/9/22) vs. LAC: Credited with one assisted tackle in an overtime win...**Postseason:** (1/15/22) at Cin.: Inactive for the AFC Wild Card Game.

AT A GLANCE

- Raiders third-round pick in 2021, played in five games as a rookie and recorded sacks in back-to-back games.
- Played four years at Buffalo, appearing in 45 games with 19 starts and concluding his collegiate career tied for sixth in school history with 18 sacks.
- Two-time All-MAC First Team honoree and led the Mid-American Conference with nine sacks as a junior in 2019.

COLLEGE: Played four years at Buffalo from 2017-20, appearing in 45 games with 19 starts... Totaled 110 tackles (61 solo), 22.5 tackles for loss, 18 sacks, two passes defended and four forced fumbles... Ended his collegiate career tied for sixth in school history with 18 career sacks... As a senior in 2020, started all six games he appeared in, earning first-team All-MAC honors for the second straight season... Recorded 30 tackles (16), including a team-best 6.5 tackles for loss, two passes defended and five sacks... Had a breakout season at defensive end as a junior in 2019... Named All-MAC First Team after recording 34 tackles, 11 tackles for loss and a team-best nine sacks on the season... His nine sacks also led the MAC... Tied team lead with three forced fumbles... In 2018, appeared in 14 games as a reserve defensive end, ranking fourth on the team in sacks (three)... Totaled 30 tackles, including four for loss, one forced fumble and three sacks... Saw action in all 12 games as a reserve defense end in 2017... Recorded 16 tackles and one sack on the season.

PERSONAL: A native of Peekskill, N.Y. ... Prepped at Milford Academy in New Berlin, N.Y., recording 47 tackles, including 12 tackles for loss, 11 sacks and a fumble recovery in 2016... As a senior at Archbishop Stepinac in White Plains, N.Y., had 58 tackles, including six tackles for loss... Named second-team All-State and Journal News All-Star First Team... Helped lead the Crusaders to an undefeated season and the 2015 state championship... Also played rugby in high school.

SINGLE-GAME HIGHS: TACKLES: Total - 1, three times; last: 1/9/22 vs. LAC. Solo - 1, two times; last: 12/12/21 at KC. Sacks - 1, two times; last: 12/12/21 at KC.

MALCOLM KOONCE'S CAREER STATISTICS

Year	Team	GP	GS	TACKLES					INTERCEPTIONS					FUMBLES			
				Total	Solo	Asst.	Sacks	Yds.	No.	Yds.	Lg.	TD	PD	FF	FR	Yds.	
2021	Las Vegas	5	0	3	2	1	2.0	15.0	0	0	-	0	0	0	0	0	0
Totals		5	0	3	2	1	2.0	15.0	0	0	-	0	0	0	0	0	0
POSTSEASON																	
2021	Las Vegas	0	0	0	0	0	0.0	0.0	0	0	-	0	0	0	0	0	0
Totals		0	0	0	0	0	0.0	0.0	0	0	-	0	0	0	0	0	0

MALCOLM KOONCE GAME-BY-GAME

2021, LAS VEGAS (10-7)

Date	Opp.	W/L	GP/GS	TACKLES					INTERCEPTIONS					FUMBLES			
				Total	Solo	Asst.	Sacks	Yds.	No.	Yds.	Lg.	TD	PD	FF	FR	Yds.	
9/13	Bal.	W		(INACTIVE)													
9/19	at Pit.	W		(DID NOT PLAY)													
9/26	Mia.	W		(INACTIVE)													
10/4	at LAC	L		(INACTIVE)													
10/10	Chi.	L		(INACTIVE)													
10/17	at Den.	W		(INACTIVE)													
10/24	Phi.	W		(INACTIVE)													
11/7	at NYG	L		(INACTIVE)													
11/14	KC	L		(INACTIVE)													
11/21	Cin.	L		(INACTIVE)													
11/25	at Dal.	W		(INACTIVE)													
12/5	Was.	L	1/0	1	1	0	1.0	10.0	0	0	-	0	0	0	0	0	0
12/12	at KC	L	1/0	1	1	0	1.0	5.0	0	0	-	0	0	0	0	0	0
12/20	at Cle.	W	1/0	0	0	0	0.0	0.0	0	0	-	0	0	0	0	0	0
12/26	Den.	W		(INACTIVE)													
1/2/22	at Ind.	W	1/0	0	0	0	0.0	0.0	0	0	-	0	0	0	0	0	0
1/9/22	LAC	W	1/0	1	0	1	0.0	0.0	0	0	-	0	0	0	0	0	0
Totals			5/0	3	2	1	2.0	15.0	0	0	-	0	0	0	0	0	0
POSTSEASON																	
1/15/22	at Cin.	L		(INACTIVE)													
Totals			0/0	0	0	0	0.0	0.0	0	0	-	0	0	0	0	0	0



TYLER LANCASTER

63

POSITION: Defensive Tackle NFL SEASON: 5
 HT/WT: 6-3/313 RAIDERS SEASON: 1
 ACQUIRED: FA~22 COLLEGE: Northwestern
 BORN: 11/04/94 HOMETOWN: Romeoville, Ill.

TRANSACTIONS: Signed by Green Bay Packers as an undrafted free agent, May 4, 2018...Waived by Packers, Sept. 1, 2018...Signed by Packers to practice squad, Sept. 2, 2018...Signed by Packers to active roster, Oct. 6, 2018...Re-signed by Packers as an exclusive rights free agent, April 25, 2020...Re-signed by Packers as a free agent, March 30, 2021...Signed by Las Vegas Raiders as a free agent, May 25, 2022.

CAREER: Veteran defensive tackle enters his first season with the Las Vegas Raiders after playing four seasons with the Green Bay Packers...Has played in 59 career games with 21 starts, totaling 110 tackles (59 solo), 1.5 sacks, one pass defended, one forced fumble and one fumble recovery...In 2021, played in 16 games with three starts and recorded 31 tackles (15) including three tackles for loss...Started a career-high 10 games and posted 1.5 sacks in 2019...Signed with Packers as an undrafted free agent out of Northwestern, where he played in 40 games with 39 starts over four years.

AT A GLANCE

- Defensive tackle joins Las Vegas after playing first four seasons with Green Bay. Has played in 59 career games with 21 starts, totaling 110 tackles (59 solo) and 1.5 sacks.
- In 2021, played in 16 games with three starts and totaled 31 tackles (15) including three tackles for loss.
- Played collegiately at Northwestern, playing in 40 games with 39 starts and posting 101 tackles (46) and 3.5 sacks in four seasons.

2021 (WITH GB): Saw action in 16 games with three starts...Registered 31 tackles (15), including a career-high three tackles for loss...(11/7) at KC: Posted three tackles (two), including one tackle for loss...(11/21) at Min.: Made first start of the season and posted a season-high four tackles (two), including two tackles for loss...(12/19) at Bal.: Matched a season high with four stops (three)...**Postseason:** (1/22/22) vs. SF: Started in NFC Divisional Playoff Game and posted one solo tackle.

2020 (WITH GB): Played in 15 games with three starts...Recorded 23 tackles (eight) and one pass defended...(9/27) at NO: Started and assisted on two tackles...(10/5) vs. Atl.: Started and registered four tackles (one)...(11/22) at Ind.: Posted two tackles (one) and added a pass defended...**Postseason:** (1/16/21) vs. LAR: Started and assisted on a stop in NFC Divisional Playoff Game...(1/24/21) vs. TB: Posted two tackles (one) in NFC Championship Game.

2019 (WITH GB): Appeared in all 16 games with a career-high 10 starts...Posted a career-high 36 tackles (19), 1.5 sacks, four tackles for loss, one forced fumble and one fumble recovery...(9/22) vs. Den.: Started and recorded a season-high eight tackles (four), including one tackle for loss...(10/27) at KC: Played limited snaps on defense but had a key play in which he recorded his first-career forced fumble and fumble recovery, punching the ball out of RB LeSean McCoy's arms late in the third quarter to set up a Packers' scoring drive...(11/3) at LAC: Combined with LB Za'Darius Smith on a first-quarter sack of QB Phillip Rivers to mark first career sack...(11/10) vs. Car.: Posted two tackles (one) and a sack, getting to QB Kyle Allen for an 8-yard loss in the third quarter...(12/8) vs. Was.: Recorded seven tackles (four) and stopped RB Adrian Peterson for a 1-yard loss for a tackle for loss...**Postseason:** (1/12/20) vs. Sea.: Started and posted four tackles (two) in NFC Divisional Playoff Game...(1/19/20) at SF: Started and notched two solo stops in NFC Championship Game.

2018 (WITH GB): Played in 12 games with five starts as a rookie...Posted 33 tackles (21) and one tackle for loss...Began season on the Packers' practice squad...(10/7) at Det.: Made NFL debut, playing on special teams...(10/28) at LAR: Saw first NFL action on defense, appearing on the defensive line...(11/25) at Min.: Made first NFL start, posting one tackle...(12/9) vs. Atl.: Recorded three solo tackles and one tackle for loss, bringing down RB Tevin Coleman for a 4-yard loss...(12/16) at Chi.: Started and recorded six tackles (five)...(12/23) at NYJ: Paced the defensive line with six tackles (four).

COLLEGE: Played four seasons at Northwestern, seeing action in 40 games and starting the final 39 contests of his career...Racked up 101 tackles (46 solo), 18.5 tackles for a loss, 3.5 sacks, three passes defended and two forced fumbles...As a senior, started all 13 games at defensive tackle en route to an honorable mention All-Big Ten selection for a Northwestern unit that ranked No. 9 in the NCAA in rushing defense (107.7 ypp)...Notched 40 tackles (14), 9.5 tackles for a loss and two sacks, all career highs...As a junior, started all 13 games, compiling 28 tackles (14), 3.5 tackles for a loss and one fumble recovery...Named the Wildcats' Defensive Player of the Week in the conference opener vs. Nebraska after racking up six tackles (three) and a half-tackle for a loss...As a sophomore, started all 13 games and accumulated 33 tackles (18), 1.5 sacks and 5.5 tackles for a loss...Set career highs with two passes defended and a team-high two forced fumbles...In the Big Ten opener vs. Minnesota, had four tackles (one), with two tackles for a loss, including splitting the first sack of his career and forcing his first fumble to help secure Northwestern's shutout victory...As a redshirt freshman, played in one game and was limited by injuries...Made his collegiate debut at California.

PERSONAL: Attended Plainfield (Ill.) East High School...Three-year letterwinner, playing center and guard in addition to defensive tackle...First-team all-state selection by the Chicago Tribune...Did not allow a sack as an offensive lineman in three seasons...Also lettered one year in baseball.

SINGLE-GAME HIGHS: TACKLES: Total - 7, 9/22/19 vs. Den. Solo - 5, 12/16/18 at Chi. Sacks - 1, 11/10/19 vs. Car. Forced fumbles - 1, 10/27/19 at KC. Fumbles recovered - 1, 10/27/19 at KC.

LANCASTER

TYLER LANCASTER'S CAREER STATISTICS

Year	Team	TACKLES							INTERCEPTIONS					FUMBLES		
		GP	GS	Total	Solo	Asst.	Sacks	Yds.	No.	Yds.	Lg.	TD	PD	FF	FR	Yds.
2018	Green Bay	12	5	26	19	7	0.0	0.0	0	0	-	0	0	0	0	0
2019	Green Bay	16	10	30	17	13	1.5	9.0	0	0	-	0	0	1	1	0
2020	Green Bay	15	3	23	8	15	0.0	0.0	0	0	-	0	1	0	0	0
2021	Green Bay	16	3	31	15	16	0.0	0.0	0	0	-	0	0	0	0	0
Totals		59	21	110	59	51	1.5	9.0	0	0	-	0	1	1	1	0

TYLER LANCASTER GAME-BY-GAME

2021, GREEN BAY (13-4)

Date	Opp.	W/L	GP/GS	TACKLES						INTERCEPTIONS					FUMBLES		
				Total	Solo	Asst.	Sacks	Yds.	No.	Yds.	Lg.	TD	PD	FF	FR	Yds.	
9/12	at NO	L	1/0	2	1	1	0.0	0.0	0	0	-	0	0	0	0	0	0
9/20	Det.	W	1/0	1	0	1	0.0	0.0	0	0	-	0	0	0	0	0	0
9/26	at SF	W	1/0	2	1	1	0.0	0.0	0	0	-	0	0	0	0	0	0
10/3	Pit.	W		(RESERVE/COVID-19 LIST)													
10/10	at Cin.	W	1/0	2	0	2	0.0	0.0	0	0	-	0	0	0	0	0	0
10/17	at Chi.	W	1/0	2	2	0	0.0	0.0	0	0	-	0	0	0	0	0	0
10/24	Was.	W	1/0	2	1	1	0.0	0.0	0	0	-	0	0	0	0	0	0
10/28	at Ari.	W	1/0	1	1	0	0.0	0.0	0	0	-	0	0	0	0	0	0
11/7	at KC	L	1/0	3	2	1	0.0	0.0	0	0	-	0	0	0	0	0	0
11/14	Sea.	W	1/0	1	1	0	0.0	0.0	0	0	-	0	0	0	0	0	0
11/21	at Min.	L	1/1	4	2	2	0.0	0.0	0	0	-	0	0	0	0	0	0
11/28	LAR	W	1/0	0	0	0	0.0	0.0	0	0	-	0	0	0	0	0	0
12/12	Chi.	W	1/0	1	0	1	0.0	0.0	0	0	-	0	0	0	0	0	0
12/19	at Bal.	W	1/1	4	1	3	0.0	0.0	0	0	-	0	0	0	0	0	0
12/25	Cle.	W	1/0	2	0	2	0.0	0.0	0	0	-	0	0	0	0	0	0
1/2/22	Min.	W	1/1	2	1	1	0.0	0.0	0	0	-	0	0	0	0	0	0
1/9/22	at Det.	L	1/0	2	2	0	0.0	0.0	0	0	-	0	0	0	0	0	0
Totals			16/3	31	15	16	0.0	0.0	0	0	-	0	0	0	0	0	0

POSTSEASON

1/22/22SF	L	1/1	1	1	0	0.0	0.0	0	0	-	0	0	0	0	0	0	0
Totals		1/1	1	1	0	0.0	0.0	0	0	-	0	0	0	0	0	0	0

2020, GREEN BAY (13-3)

Date	Opp.	W/L	GP/GS	TACKLES						INTERCEPTIONS					FUMBLES		
				Total	Solo	Asst.	Sacks	Yds.	No.	Yds.	Lg.	TD	PD	FF	FR	Yds.	
9/13	at Min.	W	1/0	0	0	0	0.0	0.0	0	0	-	0	0	0	0	0	0
9/20	Det.	W	1/1	0	0	0	0.0	0.0	0	0	-	0	0	0	0	0	0
9/27	at NO	W	1/1	2	0	2	0.0	0.0	0	0	-	0	0	0	0	0	0
10/5	Atl.	W	1/1	4	1	3	0.0	0.0	0	0	-	0	0	0	0	0	0
10/18	at TB	L	1/0	0	0	0	0.0	0.0	0	0	-	0	0	0	0	0	0
10/25	at Hou.	W		(INACTIVE)													
11/1	Min.	L	1/0	4	2	2	0.0	0.0	0	0	-	0	0	0	0	0	0
11/5	at SF	W	1/0	2	1	1	0.0	0.0	0	0	-	0	0	0	0	0	0
11/15	Jac.	W	1/0	1	0	1	0.0	0.0	0	0	-	0	0	0	0	0	0
11/22	at Ind.	L	1/0	2	1	1	0.0	0.0	0	0	-	0	1	0	0	0	0
11/29	Chi.	W	1/0	0	0	0	0.0	0.0	0	0	-	0	0	0	0	0	0
12/6	Phi.	W	1/0	1	1	0	0.0	0.0	0	0	-	0	0	0	0	0	0
12/13	at Det.	W	1/0	2	0	2	0.0	0.0	0	0	-	0	0	0	0	0	0
12/19	Car.	W	1/0	1	0	1	0.0	0.0	0	0	-	0	0	0	0	0	0
12/27	Ten.	W	1/0	2	2	0	0.0	0.0	0	0	-	0	0	0	0	0	0
1/3/21	at Chi.	W	1/0	2	0	2	0.0	0.0	0	0	-	0	0	0	0	0	0
Totals			15/3	23	8	15	0.0	0.0	0	0	-	0	1	0	0	0	0

POSTSEASON

1/16/21LAR	W	1/1	1	0	1	0.0	0.0	0	0	-	0	0	0	0	0	0	0
1/24/21TB	L	1/0	2	1	1	0.0	0.0	0	0	-	0	0	0	0	0	0	0
Totals		2/1	3	1	2	0	0	0	0	0	-	0	0	0	0	0	0

LANCASTER

TYLER LANCASTER GAME-BY-GAME

2019. GREEN BAY (13-3)

Date	Opp.	W/L	GP/GS	TACKLES					INTERCEPTIONS					FUMBLES				
				Total	Solo	Asst.	Sacks	Yds.	No.	Yds.	Lg.	TD	PD	FF	FR	Yds.		
9/5	at Chi.	W	1/0	0	0	0	0.0	0.0	0	0	-	0	0	0	0	0	0	
9/15	Min.	W	1/0	1	1	0	0.0	0.0	0	0	-	0	0	0	0	0	0	
9/22	Den.	W	1/1	7	1	6	0.0	0.0	0	0	-	0	0	0	0	0	0	
9/26	Phi.	L	1/1	0	0	0	0.0	0.0	0	0	-	0	0	0	0	0	0	
10/6	at Dal.	W	1/1	1	0	1	0.0	0.0	0	0	-	0	0	0	0	0	0	
10/14	Det.	W	1/1	1	1	0	0.0	0.0	0	0	-	0	0	0	0	0	0	
10/20	Oak.	W	1/1	3	2	1	0.0	0.0	0	0	-	0	0	0	0	0	0	
10/27	at KC	W	1/0	2	2	0	0.0	0.0	0	0	-	0	0	1	1	0	0	
11/3	at LAC	L	1/1	1	0	1	0.5	1.0	0	0	-	0	0	0	0	0	0	
11/10	Car.	W	1/1	2	1	1	1.0	8.0	0	0	-	0	0	0	0	0	0	
11/24	at SF	L	1/1	0	0	0	0.0	0.0	0	0	-	0	0	0	0	0	0	
12/1	at NYG	W	1/1	1	1	0	0.0	0.0	0	0	-	0	0	0	0	0	0	
12/8	Was.	W	1/1	6	3	3	0.0	0.0	0	0	-	0	0	0	0	0	0	
12/15	Chi.	W	1/0	4	4	0	0.0	0.0	0	0	-	0	0	0	0	0	0	
12/23	at Min.	W	1/1	1	1	0	0.0	0.0	0	0	-	0	0	0	0	0	0	
12/29	at Det.	W	1/1	0	0	0	0.0	0.0	0	0	-	0	0	0	0	0	0	
Totals			16/10	30	17	13	1.5	9.0	0	0	-	0	0	1	1	0	0	
POSTSEASON																		
1/12/20	Sea.	W	1/1	2	1	1	0.0	0.0	0	0	-	0	0	0	0	0	0	
1/19/20	at SF	L	1/1	2	2	0	0.0	0.0	0	0	-	0	0	0	0	0	0	
Totals			2/2	4	3	1	0	0.0	0.0	0	-	0	0	0	0	0	0	

2018. GREEN BAY (6-9-1)

Date	Opp.	W/L	GP/GS	TACKLES					INTERCEPTIONS					FUMBLES			
				Total	Solo	Asst.	Sacks	Yds.	No.	Yds.	Lg.	TD	PD	FF	FR	Yds.	
9/9	Chi.	W															
9/16	Min.	T															
9/23	at Was.	L															
9/30	Buf.	W															
10/7	at Det.	L	1/0	0	0	0	0.0	0.0	0	0	-	0	0	0	0	0	0
10/15	SF	W	1/0	0	0	0	0.0	0.0	0	0	-	0	0	0	0	0	0
10/28	at LAR	L	1/0	0	0	0	0.0	0.0	0	0	-	0	0	0	0	0	0
11/4	at NE	L	1/0	2	2	0	0.0	0.0	0	0	-	0	0	0	0	0	0
11/11	Mia.	W	1/0	1	0	1	0.0	0.0	0	0	-	0	0	0	0	0	0
11/15	at Sea.	L	1/0	0	0	0	0.0	0.0	0	0	-	0	0	0	0	0	0
11/25	at Min.	L	1/1	1	1	0	0.0	0.0	0	0	-	0	0	0	0	0	0
12/2	Ari.	L	1/1	3	2	1	0.0	0.0	0	0	-	0	0	0	0	0	0
12/9	Atl.	W	1/0	3	3	0	0.0	0.0	0	0	-	0	0	0	0	0	0
12/16	at Chi.	L	1/1	6	5	1	0.0	0.0	0	0	-	0	0	0	0	0	0
12/23	at NYJ	W	1/1	5	3	2	0.0	0.0	0	0	-	0	0	0	0	0	0
12/30	Det.	L	1/1	5	3	2	0.0	0.0	0	0	-	0	0	0	0	0	0
Totals			12/5	26	19	7	0.0	0.0	0	0	-	0	0	0	0	0	0



CRE'VON LEBLANC

31

POSITION: Cornerback
HT/WT: 5-9/185
ACQUIRED: FA-'22
BORN: 07/25/94

NFL SEASON: 6
RAIDERS SEASON: 1
COLLEGE: Florida Atlantic
HOMETOWN: West Palm Beach, Fla.

TRANSACTIONS: Signed by New England Patriots as an undrafted free agent, May 6, 2016...Waived by Patriots, Sept. 3, 2016...Acquired via waivers by Chicago Bears, Sept. 4, 2016...Waived by Bears, Sept. 1, 2018...Signed by Detroit Lions to practice squad, Sept. 3, 2018...Waived by Lions, Nov. 3, 2018...Acquired via waivers by Philadelphia Eagles, Nov. 5, 2018...Re-signed by Eagles, Sept. 2, 2019...Signed by Miami Dolphins as an unrestricted free agent, July 23, 2021...Waived by Dolphins, Aug. 31, 2021...Signed by Houston Texans to practice squad, Sept. 8, 2021...Released from Texans' practice squad, Jan. 11, 2021...Signed by New England Patriots to practice squad, Jan. 12, 2021...Signed by Las Vegas Raiders as a free agent, Feb. 17, 2022.

CAREER: Sixth-year cornerback enters his first season with the Raiders...Spent most of the 2021 season on the Texans' practice squad before signing to the Patriots' practice squad for one post-season contest...In 2020, played in nine games with one start, totaling 22 tackles (19 solo), one sack, two passes defended, one forced fumble and one fumble recovery...Played in four games with one start in 2019, recording eight tackles (seven) and two passes defended...Appeared in 11 games with four starts between the Lions and Eagles in 2018, totaling 25 tackles (22) and one pass defended...In 2017, played in a career-high 15 games and finished with 15 tackles (12), one sack, three passes defended and one forced fumble...Appeared in 13 games with nine starts as a rookie in 2016, totaling 44 tackles (40), 10 passes defended and two INTs...Career totals include 52 games played with 16 starts, 114 tackles (100), two sacks, two INTs, 18 passes defended, two forced fumbles and one fumble recovery.

AT A GLANCE

- Has appeared in 52 games with 16 starts, recording 114 tackles (100 solo), two sacks, two INTs, 18 passes defended, two forced fumbles and one fumble recovery during his five-year career.
- Played in a career-high 15 games in 2017 and finished with 15 tackles (12), one sack, three passes defended and one forced fumble.
- In three career postseason contests, has recorded 10 tackles (eight), one INT and five passes defended.

2021 (WITH HOU. AND NE): Spent most of the season on the Texans' practice squad and was inactive for five games...Signed to the Patriots' practice squad on Jan. 12.

2020 (WITH PHI.): Appeared in nine games with one start, totaling 22 tackles (19 solo), one sack, two passes defended, one forced fumble and one fumble recovery...Missed the final six games of the season on the Reserve/Injured List with an ankle injury...(9/13) at Was.: Recorded one pass defended...(9/27) vs. Cin.: Posted a season-high seven tackles (six), including one tackle for loss...(10/4) at SF: Tallied six tackles (four), one sack and one forced fumble...(10/11) at Pit.: Totaled two tackles and one fumble recovery...(10/18) vs. Bal.: Posted one tackle...(10/22) vs. NYG: Recorded two tackles and one pass defended...(11/1) vs. Dal.: Inactive...(11/15) at NYG: Posted one tackle...(11/22) at Cle.: Recorded three tackles.

2019 (WITH PHI.): Played in four games with one start, recording eight tackles (seven solo) and two passes defended...Spent the first 11 games of the season on the Reserve/Injured List with a foot injury...(12/29) at NYG: Recorded a season-high eight tackles (seven) and added one pass defended...Postseason: (1/5/21) vs. Sea.: Posted four tackles (three) and two passes defended in Wild Card game.

2018 (WITH DET. AND PHI.): Appeared in 11 games with four starts between the Lions and Eagles, totaling 25 tackles (22 solo) and one pass defended...Spent the first four games of the season on the Lions' practice squad before being promoted to the active roster and playing in three contests and recording two tackles...Was acquired by Eagles prior to Week 10, where he appeared in eight games with four starts...Totaled 23 tackles (20) and one pass defended...(10/7) vs. GB: Posted one tackle...(10/21) at Mia.: Saw action on special teams and recorded one tackle...(10/28) vs. Sea.: Notched one tackle...(11/18) at NO: Posted two tackles...(11/25) vs. NYG: Logged one tackle...(12/3) vs. Was.: Recorded three tackles, including one tackle for loss...(12/9) at Dal.: Totaled four tackles (three)...(12/16) at LAR: Tallied a season-high eight tackles (six) and one pass defended...(12/23) vs. Hou.: Recorded two tackles...Added one stop on special teams...(12/30) at Was.: Posted three tackles...Postseason: (1/6/19) at Chi.: Recorded three tackles and one pass defended in the Wild Card game...(1/13/19) at NO: Tallied three tackles (two), one INT and two passes defense in the Divisional game.

2017 (WITH CHI.): Played in a career-high 15 games with one start and finished with 15 tackles (12 solo), one sack, three passes defended and one forced fumble...(9/10) vs. Atl.: Recorded one tackle on special teams...(9/17) at TB: Posted one tackle...(10/15) at Bal.: Appeared on special teams and made one tackle...(10/29) at NO: Recorded one tackle...(11/12) vs. GB: Tallied three tackles (two) and one sack...(11/19) vs. Det.: Compiled three tackles (two) and one pass defended...(11/26) at Phi.: Finished with season highs in tackles (seven) and passes defended (two).

2016 (WITH CHI.): Appeared in 13 games with nine starts, totaling 44 tackles (40 solo), 10 passes defended and two INTs, including one returned for a TD...(9/25) at Dal.: Posted one tackle...(10/2) vs. Det.: Recorded two tackles...(10/9) at Ind.: Tallied one tackle and two passes defended...(10/16) vs. Jac.: Posted one tackle...(10/20) at GB: Recorded a season-high seven tackles (six) and added two passes defended...(10/31) vs. Min.: Totaled three tackles...(11/13) at TB: Collected three tackles (two)...(11/20) at NYG: Recorded four tackles...(11/27) vs. Ten.: Posted six tackles...(12/4) vs. SF: Finished with three tackles...(12/11) at Det.: Tallied four tackles (two), one INT and a career-high four passes defended...(12/18) vs. GB: Tied a season-high with seven tackles and added one pass defended...(1/1/17) at Min.: Recorded two tackles and one pass defended.

COLLEGE: Played in 44 games at Florida Atlantic University from 2012-15, totaling 180 tackles (133 solo), 29 passes defended and six INTs...As a senior in 2015, earned All-Conference USA honors and was named the Owls' defensive MVP after notching four INTs to go along with 43 tackles (30) and 15 passes defended...In 2014, played in 12 games and recorded a career-high 71 tackles (55) while adding eight passes defended and two INTs...Appeared in 11 games in 2013, posting 24 tackles (18) and two passes defended...As a true freshman in 2012, played in nine games and recorded 42 tackles (30) and four passes defended.

PERSONAL: Attended Glades Central (Fla.) High School, where he recorded 75 tackles, 10 passes defensed, five INTs, three forced fumbles and one sack...Named first-team all-area as a junior and senior.

ADDITIONAL STATISTICS: Special teams tackles – 2 in 2017, 2 in 2018; NFL totals: 4.

SINGLE-GAME HIGHS: TACKLES: Total – 8, two times; last: 12/29/19 at NYG. Solo – 7, two times; last: 12/29/19 at NYG. Forced Fumbles – 1, two times; last: 10/4/20 at SF. Fumbles Recovered – 1, 10/11/20 at Pit. Passes Defensed – 4, 12/11/16 at Det. Interceptions – 1, two times; last: 1/1/17 at Min.

CRE'VON LEBLANC'S CAREER STATISTICS

Year	Team	TACKLES							INTERCEPTIONS				FUMBLES			
		GP	GS	Total	Solo	Asst.	Sacks	Yds.	No.	Yds.	Lg.	TD	PD	FF	FR	Yds.
2016	Chicago	13	9	44	40	4	0.0	0.0	2	24	24t	1	10	0	0	0
2017	Chicago	15	1	15	12	3	1.0	10.0	0	0	-	0	3	1	0	0
2018	Det./Phi.	11	4	25	22	3	0.0	0.0	0	0	-	0	1	0	0	0
2019	Philadelphia	4	1	8	7	1	0.0	0.0	0	0	-	0	2	0	0	0
2020	Philadelphia	9	1	22	19	3	1.0	3.0	0	0	-	0	2	1	1	6
2021	Houston	0	0	0	0	0	0.0	0.0	0	0	-	0	0	0	0	0
Totals		52	16	114	100	14	2.0	13.0	2	24	24t	1	18	2	1	6
POSTSEASON																
2020	Philadelphia	2	1	6	5	1	0.0	0.0	1	0	0	0	3	0	0	0
2021	Philadelphia	1	1	4	3	1	0.0	0.0	0	0	-	0	2	0	0	0
Totals		3	2	10	8	2	0.0	0.0	1	0	-	0	5	0	0	0

CRE'VON LEBLANC GAME-BY-GAME

2021, HOUSTON (4-13)

Date	Opp.	W/L	GP/GS	TACKLES					INTERCEPTIONS				FUMBLES			
				Total	Solo	Asst.	Sacks	Yds.	No.	Yds.	Lg.	TD	PD	FF	FR	Yds.
9/12	Jac.	W		(PRACTICE SQUAD)												
9/19	at Cle.	L		(PRACTICE SQUAD)												
9/23	Car.	L		(PRACTICE SQUAD)												
10/3	at Buf.	L		(PRACTICE SQUAD)												
10/10	NE	L		(PRACTICE SQUAD)												
10/17	at Ind.	L		(PRACTICE SQUAD)												
10/24	at Ari.	L		(PRACTICE SQUAD)												
10/31	LAR	L		(INACTIVE)												
11/7	at Mia.	L		(INACTIVE)												
11/21	at Ten.	W		(INACTIVE)												
11/28	NYJ	L		(INACTIVE)												
12/5	Ind.	L		(NOT ON ROSTER)												
12/12	Sea.	L		(PRACTICE SQUAD)												
12/19	at Jac.	W		(PRACTICE SQUAD)												
12/26	LAC	W		(PRACTICE SQUAD)												
1/2/22	at SF	L		(INACTIVE)												
1/9/22	Ten.	L		(PRACTICE SQUAD)												
Totals			0/0	0	0	0	0.0	0.0	0	0	-	0	0	0	0	0

2020, PHILADELPHIA (4-11-1)

Date	Opp.	W/L	GP/GS	TACKLES					INTERCEPTIONS				FUMBLES			
				Total	Solo	Asst.	Sacks	Yds.	No.	Yds.	Lg.	TD	PD	FF	FR	Yds.
9/13	at Was.	L	1/1	0	0	0	0	0	0	0	0	1	0	0	0	
9/20	LAR	L	1/0	0	0	0	0	0	0	0	0	0	0	0	0	
9/27	Cin.	T	1/0	7	6	1	0	0	0	0	0	0	0	0	0	
10/4	at SF	W	1/0	6	4	2	1.0	3.0	0	0	0	0	0	1	0	
10/11	at Pit.	L	1/0	2	2	0	0	0	0	0	0	0	0	0	1	
10/18	Bal.	L	1/0	1	1	0	0	0	0	0	0	0	0	0	0	
10/22	NYG	W	1/0	2	2	0	0	0	0	0	0	1	0	0	0	
11/1	Dal.	W		(INACTIVE)												
11/15	at NYG	L	1/0	1	1	0	0	0	0	0	0	0	0	0	0	
11/22	at Cle.	L	1/0	3	3	0	0	0	0	0	0	0	0	0	0	
11/30	Sea.	L		(RESERVE/INJURED LIST - ANKLE)												
12/6	at GB	L		(RESERVE/INJURED LIST - ANKLE)												
12/13	NO	W		(RESERVE/INJURED LIST - ANKLE)												
12/20	at Ari.	L		(RESERVE/INJURED LIST - ANKLE)												
12/27	at Dal.	L		(RESERVE/INJURED LIST - ANKLE)												
1/3/21	Was.	L		(RESERVE/INJURED LIST - ANKLE)												
Totals			9/1	22	19	3	1.0	3.0	0	0	-	0	2	1	1	0

CRE'VON LEBLANC GAME-BY-GAME

2019, PHILADELPHIA (9-7)

Date	Opp.	W/L	GP/GS	TACKLES					INTERCEPTIONS					FUMBLES		
				Total	Solo	Asst.	Sacks	Yds.	No.	Yds.	Lg.	TD	PD	FF	FR	Yds.
9/8	Was.	W		(RESERVE/INJURED LIST - FOOT)												
9/15	at Atl.	L		(RESERVE/INJURED LIST - FOOT)												
9/22	Det.	L		(RESERVE/INJURED LIST - FOOT)												
9/26	at GB	W		(RESERVE/INJURED LIST - FOOT)												
10/6	NYJ	W		(RESERVE/INJURED LIST - FOOT)												
10/13	at Min.	L		(RESERVE/INJURED LIST - FOOT)												
10/20	at Dal.	L		(RESERVE/INJURED LIST - FOOT)												
10/27	at Buf.	W		(RESERVE/INJURED LIST - FOOT)												
11/3	Chi.	W		(RESERVE/INJURED LIST - FOOT)												
11/17	NE	L		(RESERVE/INJURED LIST - FOOT)												
11/24	Sea.	L		(RESERVE/INJURED LIST - DESIGNATED FOR RETURN - FOOT)												
12/1	at Mia.	L	1/0	0	0	0	0.0	0.0	0	0	-	0	0	0	0	0
12/9	NYG	W	1/0	0	0	0	0.0	0.0	0	0	-	0	0	0	0	0
12/15	at Was.	W	1/0	0	0	0	0.0	0.0	0	0	-	0	0	0	0	0
12/22	Dal.	W		(DID NOT PLAY)												
12/29	at NYG	W	1/1	8	7	1	0.0	0.0	0	0	-	0	2	0	0	0
Totals			4/1	8	7	1	0.0	0.0	0	0	-	0	2	0	0	0
POSTSEASON																
1/5/20	Sea.	L	1/1	4	3	1	0.0	0.0	0	0	-	0	2	0	0	0
Totals			1/1	4	3	1	0.0	0.0	0	0	-	0	2	0	0	0

2018, DETROIT/PHILADELPHIA

Date	Opp.	W/L	GP/GS	TACKLES					INTERCEPTIONS					FUMBLES		
				Total	Solo	Asst.	Sacks	Yds.	No.	Yds.	Lg.	TD	PD	FF	FR	Yds.
9/10	NYJ*	L		(PRACTICE SQUAD)												
9/16	at SF*	L		(PRACTICE SQUAD)												
9/23	NE*	W		(PRACTICE SQUAD)												
9/30	at Dal.*	L		(PRACTICE SQUAD)												
10/7	GB*	W	1/0	1	1	0	0.0	0.0	0	0	-	0	0	0	0	0
10/21	at Mia.*	W	1/0	0	0	0	0.0	0.0	0	0	-	0	0	0	0	0
10/28	Sea.*	L	1/0	1	1	0	0.0	0.0	0	0	-	0	0	0	0	0
11/11	Dal.	L	1/0	0	0	0	0.0	0.0	0	0	-	0	0	0	0	0
11/18	at NO	L	1/0	2	2	0	0.0	0.0	0	0	-	0	0	0	0	0
11/25	NYG	W	1/0	1	1	0	0.0	0.0	0	0	-	0	0	0	0	0
12/3	Was.	W	1/1	3	3	0	0.0	0.0	0	0	-	0	0	0	0	0
12/9	at Dal.	L	1/1	4	3	1	0.0	0.0	0	0	-	0	0	0	0	0
12/16	at LAR	W	1/1	8	6	2	0.0	0.0	0	0	-	0	1	0	0	0
12/23	Hou.	W	1/0	2	2	0	0.0	0.0	0	0	-	0	0	0	0	0
12/30	at Was.	W	1/0	3	3	0	0.0	0.0	0	0	-	0	0	0	0	0
Totals			11/4	25	22	3	0.0	0.0	0	0	-	0	1	0	0	0
POSTSEASON																
1/6/19	at Chi.	W	1/0	3	3	0	0.0	0.0	0	0	-	0	1	0	0	0
1/13/19	at NO	L	1/1	3	2	1	0.0	0.0	1	0	0	0	2	0	0	0
Totals			1/1	6	5	1	0.0	0.0	1	0	0	0	3	0	0	0

*w/Det.

LEBLANC

CRE'VON LEBLANC GAME-BY-GAME

2017, CHICAGO (5-11)

Date	Opp.	W/L	GP/GS	TACKLES					INTERCEPTIONS					FUMBLES			
				Total	Solo	Asst.	Sacks	Yds.	No.	Yds.	Lg.	TD	PD	FF	FR	Yds.	
9/10	Atl.	L	1/0	0	0	0	0.0	0.0	0	0	-	0	0	0	0	0	0
9/17	at TB	L	1/0	1	1	0	0.0	0.0	0	0	-	0	0	0	0	0	
9/24	Pit.	W	1/0	0	0	0	0.0	0.0	0	0	-	0	0	0	0	0	
9/28	at GB	L	1/0	0	0	0	0.0	0.0	0	0	-	0	0	0	0	0	
10/9	Min.	L	1/0	0	0	0	0.0	0.0	0	0	-	0	0	0	0	0	
10/15	at Bal.	W	1/0	0	0	0	0.0	0.0	0	0	-	0	0	0	0	0	
10/22	Car.	W	1/0	0	0	0	0.0	0.0	0	0	-	0	0	0	0	0	
10/29	at NO	L	1/0	1	1	0	0.0	0.0	0	0	-	0	0	0	0	0	
11/12	GB	L	1/1	3	2	1	1.0	10.0	0	0	-	0	0	0	0	0	
11/19	Det.	L	1/0	3	2	1	0.0	0.0	0	0	-	0	1	0	0	0	
11/26	at Phi.	L	1/0	7	6	1	0.0	0.0	0	0	-	0	2	0	0	0	
12/3	SF	L	1/0	0	0	0	0.0	0.0	0	0	-	0	0	0	0	0	
12/10	at Cin.	W	1/0	0	0	0	0.0	0.0	0	0	-	0	0	0	0	0	
12/16	at Det.	L		(DID NOT PLAY)													
12/24	Cle.	W	1/0	0	0	0	0.0	0.0	0	0	-	0	0	0	0	0	
12/31	at Min.	L	1/0	0	0	0	0.0	0.0	0	0	-	0	0	0	0	0	
Totals			15/1	15	12	3	1.0	10.0	0	0	-	0	3	0	0	0	

2016, CHICAGO (3-13)

Date	Opp.	W/L	GP/GS	TACKLES					INTERCEPTIONS					FUMBLES			
				Total	Solo	Asst.	Sacks	Yds.	No.	Yds.	Lg.	TD	PD	FF	FR	Yds.	
9/11	at Hou.	L		(INACTIVE)													
9/19	Phi.	L		(INACTIVE)													
9/25	at Dal.	L	1/0	1	1	0	0.0	0.0	0	0	-	0	0	0	0	0	
10/2	Det.	W	1/0	2	2	0	0.0	0.0	0	0	-	0	0	0	0	0	
10/9	at Ind.	L	1/0	1	1	0	0.0	0.0	0	0	-	0	2	0	0	0	
10/16	Jac.	L	1/0	1	1	0	0.0	0.0	0	0	-	0	0	0	0	0	
10/20	at GB	L	1/1	7	6	1	0.0	0.0	0	0	-	0	2	0	0	0	
10/31	Min.	W	1/1	3	3	0	0.0	0.0	0	0	-	0	0	0	0	0	
11/13	at TB	L	1/1	3	2	1	0.0	0.0	0	0	-	0	0	0	0	0	
11/20	at NYG	L	1/1	4	4	0	0.0	0.0	0	0	-	0	0	0	0	0	
11/27	Ten.	L	1/1	6	6	0	0.0	0.0	0	0	-	0	0	0	0	0	
12/4	SF	W	1/1	3	3	0	0.0	0.0	0	0	-	0	0	0	0	0	
12/11	at Det.	L	1/1	4	2	2	0.0	0.0	1	24	24t	1	4	0	0	0	
12/18	GB	L	1/1	7	7	0	0.0	0.0	0	0	-	0	1	0	0	0	
12/24	Was.	L		(INACTIVE)			0.0	0.0	0	0	-	0	0	0	0	0	
1/1/17	at Min.	L	1/1	2	2	0	0.0	0.0	1	0	0	0	1	0	0	0	
Totals			13/9	44	40	4	0.0	0.0	2	24	24t	1	10	0	0	0	



ALEX LEATHERWOOD

70

POSITION: Guard/Tackle
HT/WT: 6-5/312
ACQUIRED: D1-'21
BORN: 01/05/99

NFL SEASON: 2
RAIDERS SEASON: 2
COLLEGE: Alabama
HOMETOWN: Pensacola, Fla.

TRANSACTIONS: Selected by Las Vegas Raiders in the first round (17th overall) of the 2021 NFL Draft, April 29, 2021.

2021: Started all 17 games in his rookie season, starting the first four games of the season at right tackle before moving to right guard in Week 5...Played 100 percent of the team's offensive snaps in 17 of the 18 total games the Raiders played in 2021...Helped the Silver and Black rank 11th in the NFL with 363.8 yards per game... Part of an offensive line that paved the way for 268.6 passing yards per game, which ranked sixth in the NFL...**(9/13) vs. Bal.:** Made his NFL debut, starting at right tackle...Blocked for QB Derek Carr as he recorded 435 passing yards, marking the third-most of his career...**(9/19) at Pit.:** Started at right tackle in the win, helping Carr complete 28-of-37 passes for 382 yards with two TDs for a passer rating of 126.2...Left the game due to injury, marking the only offensive snaps that he missed during his rookie season...**(9/26) vs. Mia.:** Started at right tackle in the win...Helped pave the way for a season-high 497 yards of total offense, including 140 rushing yards...Helped Carr complete 26-of-43 passing for 386 yards, marking his third consecutive game with at least 325 passing yards...**(10/4) at LAC.:** Started at right tackle in the contest, while also seeing action on special teams...**(10/10) vs. Chi.:** Started his first game at right guard, helping pave the way for RB Josh Jacobs' third rushing TD of the season...**(10/17) at Den.:** Started at right guard and helped Carr finish with 18-of-27 passing for 341 yards and two TDs for a passer rating of 134.4, marking the sixth-highest rating in his career...**(10/24) vs. Phi.:** Started at right guard as part of a line that posted its first clean sheet of the season, while helping Carr complete 91.2 percent of his attempts (31-for-34)...**(11/7) at NYG.:** Started at right guard and helped pave the way for 403 yards of total offense, including 117 on the ground...**(11/14) vs. KC.:** Started at right guard and helped the offense record 299 total net yards...**(11/21) vs. Cin.:** Started at right guard, helping the offense record 278 total net yards...**(11/25) at Dal.:** Started at right guard as part of an offensive line that paved the way for 509 total net yards, including 143 yards on the ground...**(12/5) vs. Was.:** Started at right guard, helping the offense record 310 yards...**(12/12) at KC.:** Started at right guard, helping the offense record 290 total net yards...**(12/20) at Cle.:** Started at right guard, helping the offense record 328 yards of total offense with 98 rushing yards...**(12/26) vs. Den.:** Started at right guard, helping pave the way for a season-high 160 rushing yards...**(1/2/22) at Ind.:** Started at right guard in the win, paving the way for 326 yards of total offense...**(1/9/22) vs. LAC.:** Started at right guard, helping pave the way for a season-high 174 rushing yards and 346 yards of total offense...**Postseason: (1/15/22) at Cin.:** Started at right guard, helping the offense pave the way for 385 yards of total offense, which tied for the 14th most total net yards by the club in the postseason in franchise history.

AT A GLANCE

- Raiders first-round draft pick in 2021, started all 17 games and one postseason contest as a rookie including four starts at right tackle and 14 consecutive starts at right guard.
- Played 100 percent of the team's offensive snaps in 17 of the Raiders' 18 total games as a rookie, totaling 1,105 of a possible 1,140 offensive snaps during the regular season.
- A two-time National Champion (2017, 2020) who played four seasons at Alabama from 2017-20, appearing in 48 games with 41 starts. Named the recipient of the 2020 Outland Trophy, given to the player recognized as the best interior offensive lineman in college football.



COLLEGE: Four-year player at Alabama (2017-20), appearing in 48 games with 41 consecutive starts...Was a unanimous first-team All-American and first-team All-SEC selection by the Associated Press and league coaches in 2020...Also garnered first-team All-American honors by CBS Sports, ESPN.com, the FWA, The Sporting News and USA Today...Became the program's fourth Outland Trophy Award winner since 2008, while also being recognized as the co-recipient of the SEC Jacobs Blocking Trophy...Anchored an offensive line that won the 2020 Joe Moore Award, given annually to the best offensive line in college football...As a senior, played left tackle for an offensive line that blocked for the Power 5's No. 1 scoring offense (48.5 points per game), No. 1 pass efficiency (198.9), No. 2 passing offense (358.2 yards per game), No. 2 total offense (541.6 yards per game) and the No. 23 rushing attack (183.5 yards per game)... Helped the offensive line surrender just 11 sacks on the season with QB Mac Jones on the field for an eighth ranked .85 average per game...Blocked for a rushing attack that led the nation with 78 rush attempts of 10-or-more yards and the most rushing TDs (37)...Played in 832 snaps in his final season, giving up just two sacks in 13 contests...Named the SEC Offensive Lineman of the Week for his efforts at Arkansas...Against Missouri in the season opener, did not allow a sack and blocked for RB Najee Harris' 98 yards on 17 rushing attempts in the 39-19 win...Against Ole Miss, helped clear a path for an offense that posted the second-most total yards (723) in program history, while aiding Harris to a school-record five rushing TDs and a career-high 206 rushing yards...

LEATHERWOOD

Earned Offensive Player of the Week honors from coaches after blocking for an offense that totaled 564 yards in the victory against No. 3 Georgia... Named SEC Offensive Lineman of the Week for his play against Arkansas, as the offensive front controlled the line of scrimmage and accounted for 216 rushing yards and 227 passing yards en route to 52 points... Did not allow a sack against the Razorbacks and did not commit a penalty while finishing 100 percent on all of his assignments... Blocked for 605 total yards against Florida to help the program capture its 28th SEC Championship... In the College Football Playoff National Semifinal, earned Alabama Offensive Player of the Week honors for his play against Notre Dame in the Rose Bowl... Did not allow a sack or hurry, allowing time for Jones to finish with 297 passing yards, while the rushing attack logged 140 yards... In the National Championship against Ohio State, opened holes and provided time for the offense to total 621 yards of offense, including 464 through the air and 157 on the ground... Did not surrender a sack in 46 pass attempts... As a junior in 2019, started all 13 games in his move back to left tackle from right guard... Earned first-team All-American honors from the AFCA and was named to the All-SEC First Team by league coaches, while being selected to the All-SEC Second Team by the Associated Press... Anchored an offensive line that ranked third nationally, giving up just .92 sacks per game and surrendering just 12 sacks total in 406 pass attempts... Blocked for an offense that ranked No. 2 nationally in scoring (47.2 avg.), third in passing (342.2 avg.) and sixth in total offense (510.8 avg.)... Selected as the SEC Offensive Lineman of the Week and one of the team's Offensive Players of the Week for his play against Tennessee... Against Ole Miss, provided time for QB Tua Tagovailoa to pass for a school-record six TDs... Earned SEC Offensive Lineman of the Week honors at Tennessee after not surrendering a sack in 66 snaps, while also paving the way for 124 rushing yards and three scores... In the Citrus Bowl against Michigan, cleared a path for 480 yards of total offense, including 8.7 yards per play... As a sophomore in 2018, made the move to right guard and started all 15 games... Selected to All-SEC Second Team by league coaches... Blocked for the No. 42 rushing attack, (198.4 avg.), the No. 3 scoring offense (45.6 avg.) and the No. 6 total offense (522.0 avg.) while providing time for the nation's No. 1 pass efficiency offense (197.34) and No. 6 passing offense (323.6 avg.)... The Tide's offensive front also ranked eighth nationally and first in the SEC in fewest sacks, allowing just 1.0 per game... In the College Football National Semifinal, provided time and opened up holes for the offense to total 528 yards of offense against Oklahoma... Started in the National Championship against Clemson and helped the offense account for 443 total yards, including 148 rushing and 295 passing... Did not allow a sack or pressure in the contest... As a freshman in 2017, saw action in seven contests as a reserve... Earned his first career playing time against Fresno State in the home opener... Replaced injured T Jonah Williams at left tackle in the College Football Playoff National Championship Game... Allowed just one sack in the team's come-from-behind victory over Georgia to secure the team's 17th National title.

PERSONAL: Attended Booker T. Washington High School in Pensacola, Fla... A unanimous five-star recruit who was widely considered a top-three offensive tackle prospect in the nation... Ranked No. 3 in the Top247, the No. 2 ranked offensive tackle and top overall prospect in Florida... Ranked as 247Composite's No. 4 overall player and No. 1 overall player offensive tackle in Florida... Ranked No. 4 in Rivals100, the nation's top offensive tackle and state's No. 1 overall player... ESPN ranked him as No. 8 in the ESPN 300, while ranking him as the No. 3 offensive tackle, No. 3 overall player in Florida and No. 4 in the Southeast region... Named a member of the PrepStar 150 Dream Team at No. 8 nationally and the second-best offensive tackle... Scout300 ranked him No. 9 nationally, while standing as the top overall prospect in the state... Participated in the Under Armour All-American Game, Nike's 2016 "The Opening" and the Rivals100 Five-Star Challenge... A first-team Parade All-American Team selection as a senior in 2017... Garnered second-team USA Today All-USA honors... Was named the Pensacola News Journal All-Area Football Team Selection in 2015 and 2016... Played for head coach and former Heisman Trophy winner Charlie Ward.

ALEX LEATHERWOOD'S GAMES PLAYED/STARTED

Year	Team	GP	GS
2021	Las Vegas	17	17
Totals		17	17
POSTSEASON			
2021	Las Vegas	1	1
Totals		1	1



DALLIN LEAVITT

32

POSITION: Safety
HT/WT: 5-10/205
ACQUIRED: FA-'18
BORN: 08/08/94

NFL SEASON: 4
RAIDERS SEASON: 4
COLLEGE: Utah State
HOMETOWN: Portland, Ore.

TRANSACTIONS: Signed by Oakland Raiders as an undrafted free agent, May 14, 2018... Waived by Raiders, Sept. 1, 2018... Signed by Raiders to practice squad, Sept. 2, 2018... Signed by Raiders to active roster, Dec. 24, 2018... Re-signed by Raiders as an exclusive rights free agent, April 16, 2020... Waived by Raiders, Sept. 15, 2020... Signed by Raiders to practice squad, Sept. 17, 2020... Signed by Raiders to active roster, Oct. 2, 2020... Re-signed by Raiders as an exclusive rights free agent, March 8, 2021... Waived by Raiders, Aug. 31, 2021... Signed by Raiders as a free agent, Sept. 2, 2021... Re-signed by Raiders as a restricted free agent, March 19, 2022.

CAREER: Special teams standout and contributor in the secondary enters fourth full season with the Silver and Black... Originally joined the Silver and Black as an undrafted free agent in 2018... Has played in 42 career games with one start, totaling 32 career tackles (16 solo)... In 2021, saw action in 16 regular season games and one postseason contest, while making his first-career start... Appeared in nine games in 2020 and 15 contests in 2019, primarily on special teams... Played in his first career game in 2018 after being promoted from the practice squad ahead of Week 16.

AT A GLANCE

- Special teams standout has played in 42 career games since joining the Raiders as an undrafted free agent in 2018.
- Has posted 24 career special teams tackles, including a career-high 12 stops on special teams last season. Also recorded career highs in tackles (23), passes defended (two) and fumble recoveries (2) in 2021.
- Named honorable mention All-Mountain West Conference as a senior at Utah State in 2017 and was a two-time Academic All-MWC selection (2016-17)

2021: Appeared in a career-high 16 games with one start, seeing significant time on both defense and special teams... Recorded a career-high 23 tackles (12 solo) and two passes defended and one fumble recovery... Added a career-high 12 stops and one fumble recovery on special teams... **(9/13) vs. Bal.:** Appeared on both defense and special teams... Recorded one stop on special teams... **(9/19) at Pit.:** Recorded two tackles (one solo) on defense, adding one pass defended... Saw action on special teams, totaling two tackles... **(10/4) at LAC:** Appeared on special teams, while seeing limited action on defense... **(10/10) vs. Chi.:** Saw extensive action on specials, recording two stops for the unit... **(10/17) at Den.:** Finished with one tackle on defense... Added three stops on special teams... **(10/24) vs. Phi.:** Recorded a single-game career-high five tackles on defense in the win... **(11/7) at NYG:** Finished with one tackle on defense... Added one stop and one fumble recovery on special teams... **(11/14) vs. KC:** Recorded five tackles on defense... Appeared on special teams... **(11/21) vs. Cin.:** Recorded four tackles and recorded one fumble recovery, scooping up a loose ball on the first defensive series and returning it 30 yards to the Cincinnati 9-yard line... Play set up a field goal to give Las Vegas an early lead... **(11/25) at Dal.:** Recorded one tackle on defense and added one stop on special teams... **(12/12) at KC:** Executed a 4-yard run on a fake punt to sustain a field-goal drive near the end of the first half... **(12/20) at Cle.:** Credited with a pass defended... Took a direct snap from punt formation on a fourth-and-1 play, gaining two yards... Marked his second-straight game with a rushing attempt from a special teams formation... **(12/26) vs. Den.:** Finished with one tackle on defense... **(1/2/22) at Ind.:** Recorded one tackle on defense, while adding one stop on special teams... **(1/9/22) vs. LAC:** Recorded two tackles on defense, posting an additional stop on special teams... **Postseason:** **(1/15/22) at Cin.:** Made postseason debut and was credited with two tackles (one).

2020: Appeared in nine games, totaling career highs in tackles (seven) and passes defended (two), while adding three tackles on special teams... **(10/25) vs. TB:** Saw action exclusively on special teams... **(11/15) vs. Den.:** Appeared exclusively on special teams and downed one punt inside Denver's 2-yard line... **(11/22) vs. KC:** Played exclusively on special teams... **(11/29) at Atl.:** Recorded one tackle on special teams... **(12/6) at NYJ:** Posted two tackles and one pass defended... Saw action on special teams... **(12/13) vs. Ind.:** Appeared primarily on special teams and also saw action on defense... **(12/17) vs. LAC:** Substituted in at safety and recorded two tackles... Saw action on special teams... **(12/26) vs. Mia.:** Saw extensive action at safety and tallied a career-high three tackles (one solo) while adding one pass defended... Also recorded one tackle on special teams... **(1/3/21) at Den.:** Appeared exclusively on special teams and posted one tackle.

2019: Appeared in 15 games and finished second on the team with eight special teams tackles... Saw action on defense in two contests and recorded two tackles... **(9/15) vs. KC:** Appeared exclusively on special teams and recorded one tackle... **(9/22) at Min.:** Saw action exclusively on special teams... **(9/29) at Ind.:** Notched one special teams tackle... **(10/6) vs. Chi.:** Appeared exclusively on special teams... **(10/20) at GB:** Recorded one stop on special teams... **(10/27) at Hou.:** Appeared exclusively on special teams... **(11/3) vs. Det.:** Contributed one tackle on special teams... **(11/7) vs. LAC:** Saw action on special teams... **(11/17) vs. Cin.:** Appeared exclusively on special teams... **(11/24) at NYJ:** Played exclusively on special teams... **(12/1) at KC:** Appeared exclusively on special teams... **(12/8) vs. Ten.:** Saw action on special teams... **(12/15) vs. Jac.:** Made his first appearance at safety and recorded two tackles... **(12/22) at LAC:** Appeared exclusively on special teams and recorded one tackle... **(12/29) at Den.:** Saw action on both defense and special teams.

2018: Made his NFL debut after being elevated to the active roster ahead of Week 16... Saw action exclusively on special teams during the team's final two games, recording one tackle with the unit... **(12/24) vs. Den.:** Appeared on special teams and notched one tackle in his NFL debut... **(12/30) at KC:** Saw action exclusively on special teams.

COLLEGE: Played two years at Utah State after playing two years at BYU... In all, played in 45 games with 26 starts... Career totals included 211 tackles (121 solo), seven INTs, six tackles for loss, 1.5 sacks and eight passes defended... Two-time Academic All-Mountain West selection... As a senior, started all 13 games at safety... Named honorable mention All-Mountain West... Racked up 94 tackles (47), four INTs and five passes defended... As a junior, started eight games, missing four contests due to injury... Ranked fourth on the team with 57 tackles (32) and led the team with three INTs... Redshirted as a true junior after transferring from BYU... As a sophomore, played in 11 games with four starts... Credited with 43 tackles (31), 3.5 tackles for loss, 1.5 sacks and two passes defended... As a freshman, played in all 13 games with one start... Notched 17 tackles (11).



KOLTON MILLER

74

POSITION: Tackle
HT/WT: 6-8/309
ACQUIRED: D1-18
BORN: 10/09/95

NFL SEASON: 5
RAIDERS SEASON: 5
COLLEGE: UCLA
HOMETOWN: Roseville, Calif.

TRANSACTIONS: Selected by Oakland Raiders in the first round (15th overall) of the 2018 NFL Draft, April 26, 2018.

CAREER: Durable left tackle enters his fifth season with the Raiders after originally being selected by the club in the first round (15th overall) of the 2018 Draft...Has started all 63 games he's appeared in through his first four seasons...In 2021, helped the Silver and Black rank 11th in the NFL with 363.8 yards per game and paved the way for 268.6 passing yards per game, which ranked sixth in the NFL...In 2020, started all 14 games he appeared in, helping pave the way as Las Vegas ranked eighth in total offense (383.3 ypg)...Started all 16 contests for the second consecutive season in 2019, helping the offensive line finish eighth in the NFL in sacks allowed (29)...Helped pave the way for the first rookie 1,000-yard rusher in franchise history...Started all 16 contests in his rookie campaign, becoming the first rookie offensive lineman to start every contest for the Raiders since G Stefan Wisniewski accomplished the feat in 2011.

AT A GLANCE

- Durable left tackle enters his fifth season with the Raiders having started all 63 games he has appeared in during his four-year career.
- In 2021, helped the Silver and Black rank 11th in the NFL with 363.8 yards per game and paved the way for 268.6 passing yards per game, which ranked sixth in the NFL.
- Started all 16 contests in his rookie campaign, becoming one of only 16 Raiders rookies to start every contest since the AFL-NFL merger.

2021: Started all 17 games, helping the Silver and Black rank 11th in the NFL with 363.8 yards per game...Part of an offensive line that paved the way for 268.6 passing yards per game, which ranked sixth in the NFL...(9/13) vs. Bal.: Started at left tackle in the win...Helped allow QB Derek Carr to record 435 passing yards, marking the third-most of his career...(9/19) at Pit.: Started at left tackle in the win, helping Carr complete 28-of-37 passes for 382 yards with two TDs for a passer rating of 126.2...(9/26) vs. Mia.: Started at left tackle in the win...Helped pave the way for a season-high 497 yards of total offense, including 140 rushing yards...Allowed Carr to complete 26-of-43 passing for 386 yards, marking his third consecutive game with at least 325 passing yards...(10/4) at LAC: Started at left tackle in the contest, while also seeing action on special teams...(10/10) vs. Chi.: Started at left tackle, helping pave the way for RB Josh Jacobs' third rushing TD of the season...(10/17) at Den.: Started at left tackle and helped Carr finish with 18-of-27 passing for 341 yards and two TDs for a passer rating of 134.4, marking the sixth-highest rating in his career...(10/24) vs. Phi.: Started at left tackle as part of a line that posted its first clean sheet of the season, while helping Carr complete 91.2 percent of his attempts (31-for-34)...(11/7) at NYG: Started at left tackle and helped pave the way for 403 yards of total offense, including 117 on the ground...Also part of an offensive line that surrendered just one sack in the contest...(11/14) vs. KC: Started at left tackle and helped the offense record 299 total net yards...(11/21) vs. Cin.: Started at left tackle, helping the offense record 278 total net yards...(11/25) at Dal.: Started at left tackle as part of an offensive line that paved the way for 509 total net yards, including 143 yards on the ground...(12/5) vs. Was.: Started at left tackle, helping the offense record 310 yards...(12/12) at KC: Started at left tackle, helping the offense record 290 total net yards...(12/20) at Cle.: Started at left tackle, helping the offense record 328 yards of total offense with 98 rushing yards...(12/26) vs. Den.: Started at left tackle, helping pave the way for a season-high 160 rushing yards...(1/2/22) at Ind.: Started at left tackle in the win, paving the way for 326 yards of total offense...(1/9/22) vs. LAC: Started at left tackle, helping pave the way for a season-high 174 rushing yards and 346 yards of total offense...Postseason: (1/15/22) at Cin.: Started at left tackle, helping the offense pave the way for 385 yards of total offense, which tied for the 14th most total net yards by the club in the postseason in franchise history.

2020: Started in all 14 games he appeared in at left tackle...Helped pave the way as the Raiders ranked eighth in the NFL in total offense, averaging 383.3 yards per game...Part of an offensive line that finished 10th in the league with fewest sacks allowed (28)...(9/13) at Car.: Started at left tackle, helping the offensive line post their first clean sheet of the season...For the fourth time since the 1970 AFL-NFL Merger, the Raiders' offense did not surrender a sack in the season opener...Helped QB Derek Carr record his 19th career fourth-quarter comeback while paving the way for RB Josh Jacobs to become the first player in franchise history to rush for three TDs in a season opener...(9/21) vs. NO: Started at left tackle and was part of an offensive line that paved the way for 116 yards on the ground...Protected Carr as he registered his 19th career three-TD performance, tying QB Daryle Lamonica for second-most such games in club history...(9/27) at NE: Started at left tackle and was part of an offensive line that helped Carr move into sole possession of second place for most TD passes (149) and multi-TD games (43) in franchise history...(10/4) vs. Buf.: Started at left tackle and was part of an offensive line that helped Carr set a franchise record with 151 career passing TDs while recording a passer rating of 100.0 (107.3) for the fourth consecutive game for the first time in his career...(10/11) at KC: Started at left tackle and was part of an offensive line that helped the Raiders gain a season-high 490 total net yards on offense with 140 yards on the ground...Allowed time for Carr to become the first Raider with 300 passing yards against the Chiefs since QB Rich Gannon in 2002 and tie QB Ken Stabler for the most games with three-plus passing TDs in franchise history (20)...(10/25) vs. TB: Started at left tackle and was part of an offensive line that allowed Carr to surpass QB Tony Romo for the second-most completions (2,272) by a player through his first 100 starts in NFL history...(11/1) at Cle.: Started at left tackle and was part of an offensive line that paved the way for a season-high 208 rushing yards on 45 attempts, their most rush attempts since Dec. 16, 2012 vs. Kansas City...Helped Jacobs become the first Raiders running back to record 30 attempts in a single game for the first time since Dec. 16, 2012 (RB Darren McFadden), while recording a career-high 128 rushing yards...(11/22) vs. KC: Started at left tackle and was part of an offensive line that allowed Carr to surpass 25,000 passing yards for his career, joining QB Russell Wilson as the only players in NFL history with 25,000 passing yards and fewer than 70 INTs in their first seven seasons...Also helped surrender zero sacks on the day...(11/29) at Atl.: Started at left tackle and helped the offense total 243 yards...(12/6) at NYJ: Started at left tackle and was part of an offensive line that allowed Carr to pass for 381 yards and three TDs, while recording his 20th career fourth-quarter comeback to set a new NFL record for most fourth-quarter comebacks in league history through a player's first seven seasons...(12/13) vs. Ind.: Started at left tackle and allowed Carr to throw for over 300 yards for the fourth time on the season while surrendering zero sacks...(12/17) vs. LAC: Started at left tackle and allowed QB Marcus Mariota to rush for 88 yards, the fourth-most in Raiders history by a quarterback and the most since 2013...Paved the way for the offense to total 41 carries for 173 rushing yards, marking the fourth time this season the team has totaled over 150 rushing yards...(12/26) vs. Mia.: Started at left tackle and allowed Carr to throw for over 300 yards for the fifth time on the season, while recording his third rushing TD of the year to mark a new career high...(1/3/21) at Den.: Started at left tackle in the win, helping pave the way for 465 yards of total offense...Part of an offensive line that allowed Carr to pass for 371 yards in the contest, while surpassing the 4,000-yard milestone on the season for the third time in his career.

MILLER

2019: Started all 16 contests for the second consecutive season, helping the offensive line finish eighth in the NFL in sacks allowed (29), while also finishing as one of just five teams in the league to surrender zero sacks against four different opponents...Part of an offensive line that paved the way for rookie RB Josh Jacobs, who became the first Raiders rookie to eclipse the 1,000-yard barrier (1,150)...(9/9) vs. Den.: Started at left tackle, helping the line post their first clean sheet of the season...For just the third time since the 1970 AFL-NFL Merger, the Raiders held their opponent to zero sacks in the season opener...Helped QB Derek Carr finish with an 84.6 completion percentage and a passer rating of 121.0, marking his highest in a season opener...(9/15) vs. KC: Part of an offensive line that paved the way for 129 yards on the ground...Protected Carr as he passed QB Ken Stabler to become the Raiders' all-time leader in passing yards with 19,196...(9/29) at Ind.: Started at left tackle on an offensive line that helped produce a season-high 188 yards on the ground, including a 60-yard rushing TD by WR Trevor Davis...Helped protect Carr, allowing just one sack, while he finished with a passer rating of 105.4...(10/6) vs. Chi.: Started at left tackle, helping the line post their second clean sheet of the season...Paved the way for Jacobs, who eclipsed the 100-yard mark for the first time in his career, with 123 yards on 26 carries...Helped the offense record 398 yards of total offense...(10/20) at GB: Part of an offensive line that did not allow a sack for the second consecutive week and third time on the season...Helped the offense record a season-high 484 net yards, while surpassing 150 rushing yards for the third consecutive week with 155...(10/27) at Hou.: Part of an offensive line that did not allow a sack in their third consecutive game and fourth on the season...Helped protect Carr as he threw for three TDs and recorded a 125.0 passer rating...(11/3) vs. Det.: Helped pave the way as the Raiders recorded 171 yards on the ground and Jacobs scored two rushing TDs...Part of an offensive line that surrendered just one sack in the win...(11/7) vs. LAC: Part of an offensive line that helped Carr set a new NFL record with his 18th career 4th-quarter comeback, the most in NFL history through a player's first six seasons...(11/17) vs. Cin.: Started at left tackle, helping Jacobs surpass RB Marcus Allen's franchise record for the most 100-yard contests by a rookie (four)...(11/24) at NYJ: Part of an offensive line that surrendered just one sack in the contest...(12/1) at KC: Helped pave the way for Jacobs as he surpassed 100 yards for fifth time this season...Jacobs went over 1,000 yards rushing on the season in the contest, becoming the first rookie in franchise history to rush for 1,000 yards (1,061)...(12/8) vs. Ten.: Started at left tackle and helped pave the way for 356 yards of offense...(12/15) vs. Jac.: Started at tackle and helped pave the way for 180 yards of total offense and the first quarter, the most yards in a first quarter for the Raiders at home since Week 7 of 2006...(12/22) at LAC: Started at left tackle in the win and was part of an offensive line that helped Carr finish with an 86.7 completion percentage, his highest of the season, and a passer rating of 118.2 to tie Stabler for most games with a passer rating over a 100.0 in franchise history (32)...(12/29) at Den.: Started at left tackle, helping Carr record a season-high 391 passing yards, ending the day completing 29-of-46 attempts (63 percent) with one TD for a passer rating of 97.3.



2018: Started all 16 contests in his rookie campaign, becoming the first rookie offensive lineman to start every contest for the Raiders since G Stefan Wisniewski accomplished the feat in 2011...One of only 16 Raiders rookies to start every contest since the AFL-NFL merger...(9/10) vs. LAR: Started at left tackle in the season opener and was part of an offensive line that allowed just one sack in the contest...(9/16) at Den.: Helped QB Derek Carr finish the day with a 90.6 completion percentage, which marks the fourth best single-game percentage in NFL history...Part of an offensive line that allowed just one sack for the second straight game...(9/23) at Mia.: Helped the run game total 100-plus yards (109) in the contest...Allowed Carr to surpass 300-plus passing yards for the second time on the season...(9/30) vs. Cle.: Paved the way for the Raiders run game as RB Marshawn Lynch recorded 130 rushing yards, the seventh most of his career...Allowed Carr to record 437 passing yards, the second most of his career, with four TDs...Helped the Raiders offense produce two 100-yard receivers, one 100-yard rusher and one 400-yard passer for the first time in franchise history since the 1970 AFL merger...(10/7) at LAC: Started at left tackle, helping Carr record his third game this season with a completion percentage of 70.0 or better (72.7 percent)...(10/14) vs. Sea.: Started at left tackle in the contest...(10/28) vs. Ind.: Started at left tackle, helping the line post their first clean sheet of the season...Helped pave the way as Carr recorded three passing TDs and his first career rushing TD...(11/1) at SF: Started at left tackle in the contest...(11/11) vs. LAC: Helped the run game total 100-plus yards (114) for the fifth time this season...(11/18) at Ari.: Started at left tackle in the win, paving the way for 152 rushing yards...Helped Carr finish with a passer rating of 100.5, as he orchestrated the 15th fourth-quarter comeback of his career...(11/25) at Bal.: Started at left tackle in the contest...(12/2) vs. KC: Paved the way for a season-high 171 rushing yards and 442 total net yards, the third time this season the team has surpassed 400 net yards...Helped the offense convert on 75 percent of their third downs (9-of-12), which marked a season high and their third best conversion percentage in franchise history dating back to 1991...(12/9) vs. Pit.: Started at left tackle in the win, allowing Carr to throw for 322 yards as he set a new franchise record for most consecutive games without an INT with eight straight...(12/16) at Cin.: Started at left tackle in the contest...(12/24) vs. Den.: Started at left tackle in the win, helping RB Doug Martin surpass 100 yards on the ground for the first time on the season...Part of an offensive line that surrendered just one sack in the contest, while helping Carr extend his INT-less streak to 325 passes over 10 games, which marked the longest active streak in the NFL at the time...(12/30) at KC: Started at left tackle in the contest, helping Martin record 100 rushing yards to mark his second consecutive game with 100-or-more yards on the ground...Became the first rookie offensive lineman to start every contest for the Raiders since G Stefan Wisniewski accomplished the feat in 2011...Since the AFL-NFL merger, Miller is one of 16 Raiders rookies to start every contest.

COLLEGE: Played three seasons at UCLA after redshirting as a true freshman...Appeared in 31 games with 23 starts over his career, seeing action at both left and right tackle...Started all 13 games at left tackle as a redshirt junior in 2017...Named to All-Pac-12 Conference Second Team by the league's coaches...Was part of an offensive unit that ranked third in the conference in total offense (379.8 avg)...Helped improve the team's rushing output by almost a full yard per carry from 2016 (2.9 to 3.7 avg)...Blocked for QB Josh Rosen,

MILLER

who was the 10th overall pick in the 2018 NFL Draft...Rosen finished near the top of the Pac-12 in numerous passing categories, including completions (283), passing yards (3,756), TDs (26) and passer rating (147.0)...Started the first five games of the year in 2016 at right tackle...Missed the remainder of the season due to a leg injury...Appeared in 13 games as a redshirt freshman...Started five games at tackle and contributed on special teams in the other eight...Part of an offensive line that surrendered just 14 sacks, the second-lowest total in school history...Helped pave the way for RB Paul Perkins, the third leading rusher in school history, as he rushed for 1,394 yards on 237 rushes and 14 TDs on the year...Rosen also set numerous single-season freshman school records, including most passing yards (3,668), most TD passes (23) and most passing attempts (487)...Redshirted as a true freshman in 2014...Majored in political science.

PERSONAL: Attended Roseville (Calif.) High School...Was a Cal-Hi Sports All-Northern California First Team and All-State selection...Named to the Sierra Football League First Team and All-Metro First Team by the Sacramento Bee as a senior...Was named a team captain for the Sacramento Optimist All-Star Game...Was Rivals' 31st ranked offensive tackle in the nation and the 35th ranked prospect in the state of California.

ADDITIONAL STATISTICS: Fumble recoveries – 1 in 2019. Miscellaneous tackles – 3 in 2018, 1 in 2019, 1 in 2020; NFL Totals: 5

KOLTON MILLER'S GAMES PLAYED/STARTED

Year	Team	GP	GS
2018	Oakland	16	16
2019	Oakland	16	16
2020	Las Vegas	14	14
2021	Las Vegas	17	17
Totals		63	63
POSTSEASON			
2021	Las Vegas	1	1
Totals		1	1



TRE'VON MOEHRIG

25

POSITION: Safety
HT/WT: 6-0/202
ACQUIRED: D2-'21
BORN: 06/16/99

NFL SEASON: 2
RAIDERS SEASON: 2
COLLEGE: TCU
HOMETOWN: Spring Branch, Texas

TRANSACTIONS: Selected by Las Vegas Raiders in the second round (43rd overall) of the 2021 NFL Draft, April 30, 2021.

2021: Started all 17 games in his rookie season...Recorded 52 tackles (33) with one INT and six passes defended...Earned PFWA's All-Rookie Team honors...(9/13) vs. Bal.: Made his NFL debut, starting and recording five tackles (two)...(9/19) at Pit.: Started in the win, playing every defensive snap and recording three tackles... (9/26) vs. Mia.: Appeared on both defense and special teams, recording one tackle...(10/4) at LAC: Started and recorded four tackles and one pass defended...(10/10) vs. Chi.: Finished with two tackles...(10/17) at Den.: Recorded his first career INT, picking off QB Teddy Bridgewater on third-and-10 with 7:04 remaining in the fourth quarter...Added three tackles (two) and two passes defended...(10/24) vs. Phi.: Recorded three tackles...(11/7) at NYG: Started and recorded five tackles (three)...(11/14) vs. KC: Started and recorded five tackles (four) and one pass defended...Added one tackle on special teams...(11/21) vs. Cin.: Recorded one tackle and one pass defended...(11/25) at Dal.: Started and recorded four tackles (one)...(12/5) vs. Was.: Finished with four tackles (three) and one pass defended...(12/12) at KC: Recorded two tackles on defense and added on stop on special teams...(12/20) at Cle.: Recorded four tackles...(12/26) vs. Den.: Recorded one tackle on defense in the win...(1/2/22) at Ind.: Finished with one tackle in the win...(1/9/22) vs. LAC: Recorded four tackles (three) in the win...**Postseason:** (1/15/22) at Cin.: Finished with one tackle.

AT A GLANCE

- Was named to the PFWA All-Rookie Team after starting all 17 games and recording 52 tackles (33 solo), one INT and six passes defended.
- Started in 24-of-34 appearances over his three-year (2018-20) career with TCU, compiling 125 tackles (86 solo), seven INTs, 28 passes defended, two forced fumbles and one fumble recovery.
- In 2020, was the Paycom Jim Thorpe Award Recipient as the nation's top defensive back, while being named to seven All-American teams, including garnering second-team honors by the Associated Press.



COLLEGE: Played three seasons (2018-20) at TCU, appearing in 34 contests and compiling 125 tackles (86 solo), including 4.5 for loss, seven INTs, 28 passes defended, two forced fumbles and one fumble recovery...In 2020, was the Paycom Jim Thorpe Award Recipient as the nation's top defensive back...Named to seven All-American teams, including garnering second-team honors by the Associated Press...Was also named a semifinalist for the Chuck Bednarik Award, while being tabbed as first-team All-Big 12...Appeared in 10 contests and posted 47 tackles (30), including two for loss, two INTs and 11 passes defended...As a sophomore in 2019, appeared in 12 contests and posted career highs in every major defensive category, tallying 62 tackles (43), four INTs, 15 passes defended, two forced fumbles and one fumble recovery...Ranked by Pro Football Focus as the highest-graded safety in the FBS with the third-most valuable season in the PFF college era...As a freshman in 2018, appeared in 12 contests and totaled 16 tackles (13), one INT and two passes defended...Voted by his teammates as TCU's Special Teams Most Valuable Player...Ranked second on the team with six special teams stops.

PERSONAL: Attended Smithson Valley High School in Spring Branch, Texas...A four-star recruit by 247Sports.com...Ranked the No. 4 cornerback in Texas and No. 19 in the country...Also rated the No. 23 overall player in Texas and No. 193 nationally...Name is pronounced TREY-vonn MAIR-igg.

ADDITIONAL STATISTICS: Special teams tackles –3 in 2022; NFL totals: 3.

SINGLE-GAME HIGHS: TACKLES: Total – 5, three times; last: 11/14/21 vs. KC. Solo – 4, two times; last: 11/14/21 vs. KC. Passes defended – 2, 10/17/21 at Den. Interceptions – 1, 10/17/21 at Den.


TRE'VON MOEHRIG'S CAREER STATISTICS

Year	Team	GP	GS	TACKLES					INTERCEPTIONS				FUMBLES			
				Total	Solo	Asst.	Sacks	Yds.	No.	Yds.	Lg.	TD	PD	FF	FR	Yds.
2021	Las Vegas	17	17	52	33	19	0.0	0.0	1	35	35	0	6	0	0	0
Totals		17	17	52	33	19	0.0	0.0	1	35	35	0	6	0	0	0
POSTSEASON																
2021	Las Vegas	1	1	1	1	0	0.0	0.0	0	0	-	0	0	0	0	0
Totals		1	1	1	1	0	0.0	0.0	0	0	-	0	0	0	0	0

TRE'VON MOEHRIG GAME-BY-GAME

2021, LAS VEGAS (10-7)

Date	Opp.	W/L	GP/GS	TACKLES						INTERCEPTIONS					FUMBLES		
				Total	Solo	Asst.	Sacks	Yds.	No.	Yds.	Lg.	TD	PD	FF	FR	Yds.	
9/13	Bal.	W	1/1	5	2	3	0.0	0.0	0	0	-	0	0	0	0	0	0
9/19	at Pit.	W	1/1	3	3	0	0.0	0.0	0	0	-	0	0	0	0	0	
9/26	Mia.	W	1/1	1	1	0	0.0	0.0	0	0	-	0	0	0	0	0	
10/4	at LAC	L	1/1	4	4	0	0.0	0.0	0	0	-	0	1	0	0	0	
10/10	Chi.	L	1/1	2	0	2	0.0	0.0	0	0	-	0	0	0	0	0	
10/17	at Den.	W	1/1	3	2	1	0.0	0.0	1	35	35	0	2	0	0	0	
10/24	Phi.	W	1/1	3	1	2	0.0	0.0	0	0	-	0	0	0	0	0	
11/7	at NYG	L	1/1	5	3	2	0.0	0.0	0	0	-	0	0	0	0	0	
11/14	KC	L	1/1	5	4	1	0.0	0.0	0	0	-	0	1	0	0	0	
11/21	Cin.	L	1/1	1	1	0	0.0	0.0	0	0	-	0	1	0	0	0	
11/25	at Dal.	W	1/1	4	1	3	0.0	0.0	0	0	-	0	0	0	0	0	
12/5	Was.	L	1/1	4	3	1	0.0	0.0	0	0	-	0	1	0	0	0	
12/12	at KC	L	1/1	2	2	0	0.0	0.0	0	0	-	0	0	0	0	0	
12/20	at Cle.	W	1/1	4	3	1	0.0	0.0	0	0	-	0	0	0	0	0	
12/26	Den.	W	1/1	1	0	1	0.0	0.0	0	0	-	0	0	0	0	0	
1/2/22	at Ind.	W	1/1	1	0	1	0.0	0.0	0	0	-	0	0	0	0	0	
1/9/22	LAC	W	1/1	4	3	1	0.0	0.0	0	0	-	0	0	0	0	0	
Totals			17/17	52	33	19	0.0	0.0	1	35	35	0	6	0	0	0	
POSTSEASON																	
1/15/22	at Cin.	L	1/1	1	1	0	0.0	0.0	0	0	-	0	0	0	0	0	
Totals			1/1	1	1	0	0.0	0.0	0	0	-	0	0	0	0	0	



FOSTER MOREAU

87

POSITION: Tight End
HT/WT: 6-4/250
ACQUIRED: D4c-'19
BORN: 05/06/97

NFL SEASON: 4
RAIDERS SEASON: 4
COLLEGE: LSU
HOMETOWN: New Orleans, La.

TRANSACTIONS: Selected by Oakland Raiders in the fourth round (137th overall) of the 2019 NFL Draft, April 27, 2019.

CAREER: Versatile tight end enters his fourth year with the Silver and Black after joining the club as a fourth-round selection (137th overall) in the 2019 Draft...In 2021, appeared in 17 games with 11 starts, setting career highs with 30 receptions for 373 yards and adding three TDs...Appeared in all 16 games for the first time in his career in 2020, recording seven receptions for 140 yards with two TDs...In 2019, played in 13 games with seven starts during his rookie campaign in 2019, recording 21 receptions for 174 yards with five TDs...His five TD receptions were second-most by a rookie tight end in franchise history since the 1970 AFL-NFL Merger and led the NFL among all rookie tight ends...Career totals include 46 games with 20 starts, recording 58 receptions for 687 yards with 10 TDs.

AT A GLANCE

- In 2021, appeared in 17 games with 11 starts, setting career highs with 30 receptions for 373 yards and adding three TDs.
- As a rookie in 2019, appeared in 13 contests with seven starts, recording 21 receptions for 174 yards (13.4 avg.) and five TDs.
- His five TD receptions were second-most by a rookie tight end in franchise history since the 1970 AFL-NFL Merger and led the NFL among all rookies in his position group.

2021: Appeared in 17 games with 11 starts, setting career highs with 30 receptions for 373 yards and adding three TDs...**(9/13) vs. Bal.:** Appeared on both offense and special teams in the win...**(9/19) at Pit.:** Recorded two receptions for 34 yards with one TD...**(9/26) vs. Mia.:** Started in the win, recording one catch for eight yards...Also made one stop on special teams...**(10/4) at LAC:** Appeared on both offense and special teams...**(10/10) vs. Chi.:** Saw action on both offense and special teams...**(10/17) at Den.:** Recorded on reception for 11 yards and appeared on special teams...**(10/24) vs. Phi.:** Started and finished with 60 yards on six receptions with one TD in the win...**(11/7) at NYG:** Appeared on offense and special teams, making one stop with the unit...**(11/14) vs. KC:** Appeared on both offense and special teams...Recovered a fumble on the 50-yard line which was forced by P AJ Cole...**(11/21) vs. Cin.:** Recorded one TD on a 19-yard reception...**(11/25) at Dal.:** Hauled in one pass for three yards...**(12/5) vs. Was.:** Recorded one reception for 34 yards...**(12/12) at KC:** Finished with three receptions for 13 yards...**(12/20) at Cle.:** Led the team with seven receptions for 65 yards in the win...**(12/26) vs. Den.:** Set a career high with 67 receiving yards on four receptions...**(1/2/22) at Ind.:** Recorded one reception for nine yards in the win, while also appearing on special teams...**(1/9/22) vs. LAC:** Recorded two receptions for 50 yards in the win...**Postseason: (1/15/22) at Cin.:** Started in the contest, appearing on offense and special teams.



2020: Appeared in all 16 games for the first time in his career, with two starts...Recorded seven receptions for 140 yards with two TDs...**(9/13) at Car.:** Appeared on offense and special teams...**(9/21) vs. NO:** Recorded one reception for a career-long 31 yards...**(9/27) at NE:** Recorded his first TD of the season on a 1-yard pass from QB Derek Carr...**(10/4) vs. Buf.:** Hauled in one pass for eight yards...Also saw action on special teams...**(10/11) at KC:** Appeared on both offense and special teams...**(10/25) vs. TB:** Saw action at tight end and on special teams...**(11/1) at Cle.:** Appeared at tight end and on special teams...**(11/8) at LAC:** Appeared on offense and special teams...**(11/15) vs. Den.:** Substituted in at tight end and also appeared on special teams...**(11/22) vs. KC:** Substituted in at tight end...**(11/29) at Atl.:** Appeared on offense and special teams...**(12/6) at NYJ:** Appeared on offense in a reserve role...**(12/13) vs. Ind.:** Hauled in a 47-yard TD pass from Carr late in the first quarter, marking his second of the season...His 47-yard TD reception marked a new career-long, while his 47 receiving yards also mark a career high...**(12/17) vs. LAC:** Started at tight end and posted one reception for 22 yards...**(12/26) vs. Mia.:** Appeared primarily on special teams, recording one stop on the unit...Saw limited action on offense...**(1/3/21) at Den.:** Recorded one reception for seven yards in the win.

2019: Appeared in 13 games with seven starts during his rookie campaign before being placed on the Reserve/Injured List on Dec. 10...Recorded 21 receptions for 174 yards with five TDs...Ranked first among all rookie tight ends with five TD receptions...Just the sixth tight end in NFL history who was drafted in the fourth round or later to record at least five TD receptions as a rookie...Also registered 14 first-down receptions, ranking fifth among all rookie tight ends...**(9/9) vs. Den.:** Made his NFL debut in

the win, recording two receptions for 20 yards...**(9/15) vs. KC:** Made his first NFL start in the contest...**(9/22) at Min.:** Started in the contest, recording one reception and one stop on special teams...**(9/29) at Ind.:** Hauled in his first career TD on the Raiders' opening drive...Finished with three receptions for 30 yards and one TD...**(10/6) vs. Chi.:** Led the team with four receptions for 46 yards in the win...**(10/20) at GB:** Finished with two receptions for 24 yards and one TD...**(10/27) at Hou.:** Recorded one reception for 10 yards...**(11/3) vs. Det.:** Recorded his third TD of the season on a 3-yard pass from QB Derek Carr...**(11/7) vs. LAC:** Saw significant action on both offense and special teams in the primetime victory...**(11/17) vs. Cin.:** Capped an 11-play, 91-yard drive a 2-yard TD reception...**(11/24) at NYJ:** Recorded one reception for three yards...**(12/1) at KC:** Recorded one reception for 15 yards...**(12/8) vs. Ten.:** Finished the day with three receptions for 14 yards with one TD...Capped a 14-play, 71-yard drive with a 1-yard TD reception, marking his fifth TD reception of the year.

COLLEGE: Four-year letterman at LSU (2015-18), appearing in 49 games with 32 starts...Totaled 52 receptions for 629 yards with six TDs...His 52 career receptions ranked seventh in school history for most receptions by a tight end while his six career TDs tied for fourth...In 2018 as a senior, named a permanent team captain...Started all 13 games and recorded 22 passes for 272 yards with two TDs...Caught at least one pass in 10-of-13 games...Started all 13 games in 2017, finishing fourth on the team in receptions and yards with 24 and 278, respectively...Tied for the most receiving TDs on the team with three...In 2016, played in 11 games with three starts, recording six receptions for 79 yards with one TD...Played in all 12 games with three starts appearing primarily on special teams as a freshman in 2015.

PERSONAL: Attended Jesuit High School in New Orleans, La. ...Rated as a three-star prospect by 247Sports...Finished his prep career with 87 catches for 1,210 yards and 15 TDs...Helped lead Jesuit to its first state title in more than 50 years as a senior in 2014...Hauled in 37 passes for 550 yards and seven TDs...Earned LSWA Class 5A All-State Honorable Mention and LFCA 5A All-State Second Team...Caught 35 passes for 475 yards and six TDs as a junior and 15 receptions for 185 yards and two TDs as a sophomore...Also played basketball, starting at center his senior year...Earned his degree in sport administration.

ADDITIONAL STATISTICS: Special teams tackles – 3 in 2019, 1 in 2020; NFL Totals: 4. Miscellaneous tackles – 1 in 2019; NFL Totals: 1.

SINGLE-GAME HIGHS: RECEIVING: Receptions – 7, 12/20/21 at Cle. Yards – 67, 12/26/21 vs. Den. Long – 47t, 12/13/20 vs. Ind. Touchdowns – 1, 10 times; last: 11/21/21 vs. Cin.

FOSTER MOREAU'S CAREER STATISTICS

Year	Team	GP	GS	RECEIVING						RUSHING				TOTAL OFFENSE
				Rec.	Yds.	Avg.	Lg.	TD	Att.	Yds.	Avg.	Lg.	TD	
2019	Oakland	13	7	21	174	8.3	23	5	0	0	-	-	0	174
2020	Las Vegas	16	2	7	140	20.0	47t	2	0	0	-	-	1	140
2021	Las Vegas	17	11	30	373	12.4	44	3	0	0	-	-	2	373
Totals		46	20	58	687	11.8	47t	10	0	0	-	-	3	687
POSTSEASON														
2021	Las Vegas	1	1	0	0	-	-	0	0	0	-	-	0	0
Totals		1	1	0	0	-	-	0	0	0	-	-	0	0

FOSTER MOREAU GAME-BY-GAME

2021, LAS VEGAS (10-7)

Date	Opp.	W/L	GP/GS	RECEIVING					TD
				Rec.	Yds.	Avg.	Lg.	TD	
9/13	Bal.	W	1/0	0	0	-	-	0	
9/19	at Pit.	W	1/1	2	34	17.0	25	1	
9/26	Mia.	W	1/1	1	8	8.0	8	0	
10/4	at LAC	L	1/0	0	0	-	-	0	
10/10	Chi.	L	1/0	0	0	-	-	0	
10/17	at Den.	W	1/0	1	11	11.0	11	0	
10/24	Phi.	W	1/1	6	60	10.0	21	1	
11/7	at NYG	L	1/0	0	0	-	-	0	
11/14	KC	L	1/1	0	0	-	-	0	
11/21	Cin.	L	1/0	1	19	19.0	19t	1	
11/25	at Dal.	W	1/1	1	3	3.0	3	0	
12/5	Was.	L	1/1	1	34	34.0	34	0	
12/12	at KC	L	1/1	3	13	4.3	7	0	
12/20	at Cle.	W	1/1	7	65	9.3	14	0	
12/26	Den.	W	1/1	4	67	16.8	28	0	
1/2/22	at Ind.	W	1/1	1	9	9.0	9	0	
1/9/22	LAC	W	1/1	2	50	25.0	44	0	
Totals				17/11	30	373	12.4	44	3
POSTSEASON									
1/15/22	at Cin.	L	1/1	0	0	-	-	0	
Totals				1/1	0	0	-	-	0

2020, LAS VEGAS (8-8)

Date	Opp.	W/L	GP/GS	RECEIVING					TD
				Rec.	Yds.	Avg.	Lg.	TD	
9/13	at Car.	W	1/0	0	0	-	-	0	
9/21	NO	W	1/0	1	31	31.0	31	0	
9/27	at NE	L	1/1	2	25	12.5	24	1	
10/4	Buf.	L	1/0	1	8	8.0	8	0	
10/11	at KC	W	1/0	0	0	-	-	0	
10/25	TB	L	1/0	0	0	-	-	0	
11/1	at Cle.	W	1/0	0	0	-	-	0	
11/8	at LAC	W	1/0	0	0	-	-	0	
11/15	Den.	W	1/0	0	0	-	-	0	
11/22	KC	L	1/0	0	0	-	-	0	
11/29	at Atl.	L	1/0	0	0	-	-	0	
12/6	at NYJ	W	1/0	0	0	-	-	0	
12/13	Ind.	L	1/0	1	47	47.0	47t	1	
12/17	LAC	L	1/1	1	22	22.0	22	0	
12/26	Mia.	L	1/0	0	0	-	-	0	
1/3/21	at Den.	W	1/0	1	7	7.0	7	0	
Totals				13/7	7	140	20.0	47t	2

2019, OAKLAND (7-9)

Date	Opp.	W/L	GP/GS	RECEIVING					TD
				Rec.	Yds.	Avg.	Lg.	TD	
9/9	Den.	W	1/0	2	20	10.0	11	0	
9/15	KC	L	1/1	0	0	-	-	0	
9/22	at Min.	L	1/1	1	1	1.0	1	0	
9/29	at Ind.	W	1/0	3	30	10.0	18t	1	
10/6	Chi. (Lon.)	W	1/0	4	46	11.5	23	0	
10/20	at GB	L	1/1	2	24	12.0	14	1	
10/27	at Hou.	L	1/1	1	10	10.0	10	0	
11/3	Det.	W	1/1	1	3	3.0	3	1	
11/7	LAC	W	1/1	0	0	-	-	0	
11/17	Cin.	W	1/1	2	8	4.0	6	1	
11/24	at NYJ	L	1/0	1	3	3.0	3	0	
12/1	at KC	L	1/0	1	15	15.0	15	0	
12/8	Ten.	L	1/0	3	14	4.7	7	1	
12/15	Jac.	L	(RESERVE/INJURED LIST - KNEE)						
12/22	at LAC	W	(RESERVE/INJURED LIST - KNEE)						
12/29	at Den.	L	(RESERVE/INJURED LIST - KNEE)						
Totals				13/7	21	174	8.3	23	5



TRAYVON MULLEN JR.

27

POSITION: Cornerback
HT/WT: 6-1/199
ACQUIRED: D2-'19
BORN: 09/20/97

NFL SEASON: 4
RAIDERS SEASON: 4
COLLEGE: Clemson
HOMETOWN: Fort Lauderdale, Fla.

TRANSACTIONS: Selected by Oakland Raiders in the second round (40th overall) of the 2019 NFL Draft, April 26, 2019.

CAREER: Enters his fourth season with the Raiders after being selected by the club in the second round (40th overall) of the 2019 NFL Draft...In 2021, started all five games due to injury, recording 19 tackles (16 solo), one INT and four passes defended...In 2020, started all 16 games for the first time in his career and finished with 61 tackles (54), two INTs and 14 passes defended...As a rookie in 2019, played in 16 games with 10 starts, compiling 48 tackles (40), one INT and 10 passes defended...Career totals include 37 appearances with 31 starts, 128 tackles (110), four INTs and 28 passes defended, while adding six tackles on special teams.

2021: Started all five games he appeared in due to injury, recording 19 tackles (16 solo), one INT and four passes defended...**(9/13) vs. Bal.:** Started at cornerback and recorded two tackles in the win...**(9/19) at Pit.:** Started and tied for third on the team with six tackles (five), adding one INT and two passes defended...**(9/26) vs. Mia.:** Finished the game with six tackles (five), while recording two passes defended...**(10/4) at LAC:** Started at cornerback before exiting the game early with a foot injury...**(12/12) at KC:** Returned to action, recording four tackles (three).

2020: Started all 16 games for the first time in his career and totaled 61 tackles (54 solo), two INTs and 14 passes defended, while adding three tackles on special teams...His 14 passes defended tied for 11th-most in a single-season in franchise history, while tying for eighth-most in the NFL in 2020...**(9/13) at Car.:** Totaled four tackles (two) and one pass defended...Added a season-high two stops on special teams...**(9/21) vs. NO.:** Recorded three tackles...**(9/27) at NE.:** Tallied one tackle and tied a career high with three passes defended...**(10/4) vs. Buf.:** Finished second on the team with seven tackles (six)...**(10/11) at KC.:** Tallied three tackles and one pass defended...**(10/25) vs. TB.:** Recorded a career-high eight solo tackles in addition to two passes defended...Also contributed one tackle on special teams...**(11/1) at Cle.:** Recorded two tackles on defense and saw action on special teams...**(11/8) at LAC.:** Started at cornerback before exiting the game in the first half with an injury...**(11/15) vs. Den.:** Finished second on the team with seven tackles (six)...**(11/22) vs. KC.:** Finished with six tackles (five), one sack, one INT and two passes defended...Recorded the second INT of his career and first of the season, picking off QB Patrick Mahomes in the red zone to prevent a Chiefs score...**(11/29) at Atl.:** Totaled three tackles (one) and two passes defended...**(12/6) at NYJ.:** Totaled two tackles, one INT and one pass defended...Recorded his second INT of the season, picking off QB Sam Darnold with 3:12 remaining in the first half...**(12/13) vs. Ind.:** Tallied three tackles and one pass defended...**(12/17) vs. LAC.:** Tied a career high with eight tackles, adding one pass defended...**(12/26) vs. Mia.:** Posted two tackles...**(1/3/21) at Den.:** Recorded three tackles.



three tackles...**(12/1) at KC.:** Tallied two tackles and two passes defended...**(12/8) vs. Ten.:** Registered three tackles on defense and contributed one stop on special teams...**(12/15) vs. Jac.:** Tied a season high with seven tackles (six) and added a season-high three passes defended...**(12/22) at LAC.:** Registered four tackles (three)...**(12/29) at Den.:** Tallied four tackles (three) and one pass defended.

AT A GLANCE

- His 14 passes defended in 2020 are tied for 10th-most in a single-season in franchise history.
- Appeared in all 16 contests with 10 starts in 2019, compiling 47 tackles (39), one INT and 10 passes defended during his rookie campaign, the most by a Raiders rookie since CB Charles Woodson's 22 in 1998.
- Named Defensive MVP of the 2018 National Championship game after recording six tackles, one sack, one INT and one forced fumble against Alabama.

MULLEN JR.

COLLEGE: Three-year starter at Clemson who appeared in 41 games with 26 starts during his career (2016-18)...A second-team All-ACC selection in 2018 and an All-ACC Honorable Mention in 2017...Earned College Football Playoff National Championship Defensive MVP honors in 2018...Tallied 93 tackles (68 solo), 4.5 tackles for loss, two sacks, four INTs, 12 passes defended and one forced fumble...In 2018, started in 14 contests and totaled 37 tackles, four for loss, two sacks, four passes defended and one INT...In 2017, earned his first All-ACC Honorable Mention after posting 42 tackles, three INTs and seven passes defended...In 2016, appeared in 13 contests as a rotational player on defense and special teams...Posted 15 tackles on defense while adding three stops on special teams.

PERSONAL: Attended Coconut Creek (Fla.) High School...Was rated the No. 18 overall prospect nationally by ESPN...Ranked the No. 2 cornerback and No. 4 player in Florida by ESPN...Ranked as the No. 60 player in the nation by 247Sports.com and No. 16 player in Florida by Rivals.com...Participated in the U.S. Army All-American game...Played wide receiver and defensive back...Finished senior season with 45 receptions for 800 yards (17.8 avg.)...Recorded a 98-yard INT return for a TD as a freshman...His cousin, Lamar Jackson, is the starting quarterback for the Baltimore Ravens.

ADDITIONAL STATISTICS: Special teams tackles – 2 in 2019, 3 in 2020, 1 in 2021; NFL Totals: 6

SINGLE-GAME HIGHS: TACKLES: Total – 8, two times; last: 12/17/20 vs. LAC. Solo – 8, two times; last: 12/17/20 vs. LAC. Interceptions – 1, four times; last: 9/19/21 at Pit. Passes defended – 3, two times; last: 9/27/20 at NE.

TRAYVON MULLEN JR.'S CAREER STATISTICS

Year	Team	GP	GS	TACKLES					INTERCEPTIONS				FUMBLES			
				Total	Solo	Asst.	Sacks	Yds.	No.	Yds.	Lg.	TD	PD	FF	FR	Yds.
2019	Oakland	16	10	48	40	8	0.0	0.0	1	0	0	0	10	0	0	0
2020	Las Vegas	16	16	61	54	7	0.0	0.0	2	0	0	0	14	0	0	0
2021	Las Vegas	5	5	19	16	3	0.0	0.0	1	18	18	0	4	0	0	0
Totals		37	31	128	110	18	0.0	0.0	4	18	18	0	28	0	0	0
POSTSEASON																
2021	Las Vegas	1	0	5	2	3	0.0	0.0	0	0	-	0	1	0	0	0
Totals		1	0	5	2	3	0.0	0.0	0	0	-	0	1	0	0	0

TRAYVON MULLEN JR. GAME-BY-GAME

2021, LAS VEGAS (10-7)

Date	Opp.	W/L	GP/GS	TACKLES					INTERCEPTIONS				FUMBLES			
				Total	Solo	Asst.	Sacks	Yds.	No.	Yds.	Lg.	TD	PD	FF	FR	Yds.
9/13	Bal.	W	1/1	2	2	0	0.0	0.0	0	0	-	0	0	0	0	0
9/19	at Pit.	W	1/1	7	6	1	0.0	0.0	1	18	18	0	2	0	0	0
9/26	Mia.	W	1/1	6	5	1	0.0	0.0	0	0	-	0	2	0	0	0
10/4	at LAC	L	1/1	0	0	0	0.0	0.0	0	0	-	0	0	0	0	0
10/10	Chi.	L					(RESERVE/INJURED LIST - FOOT)									
10/17	at Den.	W					(RESERVE/INJURED LIST - FOOT)									
10/24	Phi.	W					(RESERVE/INJURED LIST - FOOT)									
11/7	at NYG	L					(RESERVE/INJURED LIST - FOOT)									
11/14	KC	L					(RESERVE/INJURED LIST - FOOT)									
11/21	Cin.	L					(RESERVE/INJURED LIST - FOOT)									
11/25	at Dal.	W					(RESERVE/INJURED LIST - FOOT)									
12/5	Was.	L					(RESERVE/INJURED LIST - DESIGNATED FOR RETURN - FOOT)									
12/12	at KC	L	1/1	4	3	1	0.0	0.0	0	0	-	0	0	0	0	0
12/20	at Cle.	W					(RESERVE/INJURED LIST - FOOT)									
12/26	Den.	W					(RESERVE/INJURED LIST - FOOT)									
1/2/22	at Ind.	W					(RESERVE/INJURED LIST - FOOT)									
1/9/22	LAC	W					(RESERVE/INJURED LIST - FOOT)									
Totals			5/5	19	16	3	0.0	0.0	1	18	18	0	4	0	0	0
POSTSEASON																
1/15/22	at Cin.	L					(RESERVE/INJURED LIST - FOOT)									
Totals			0/0	0	0	0	0.0	0.0	0	0	-	0	0	0	0	0

MULLEN JR.

TRAYVON MULLEN JR. GAME-BY-GAME

2020, LAS VEGAS (8-8)

Date	Opp.	W/L	GP/GS	TACKLES				INTERCEPTIONS					FUMBLES			
				Total	Solo	Asst.	Sacks	Yds.	No.	Yds.	Lg.	TD	PD	FF	FR	Yds.
9/13	at Car.	W	1/0	4	2	2	0.0	0.0	0	0	-	0	1	0	0	0
9/21	NO	W	1/0	3	3	0	0.0	0.0	0	0	-	0	0	0	0	0
9/27	at NE	L	1/0	1	1	0	0.0	0.0	0	0	-	0	3	0	0	0
10/4	Buf.	L	1/0	7	6	1	0.0	0.0	0	0	-	0	0	0	0	0
10/11	at KC	W	1/0	3	3	0	0.0	0.0	0	0	-	0	1	0	0	0
10/25	TB	L	1/0	8	8	0	0.0	0.0	0	0	-	0	2	0	0	0
11/1	at Cle.	W	1/0	2	2	0	0.0	0.0	0	0	-	0	0	0	0	0
11/8	at LAC	W	1/0	0	0	0	0.0	0.0	0	0	-	0	0	0	0	0
11/15	Den.	W	1/0	7	6	1	0.0	0.0	0	0	-	0	0	0	0	0
11/22	KC	L	1/0	6	5	1	0.0	0.0	1	0	0	0	2	0	0	0
11/29	at Atl.	L	1/0	3	1	2	0.0	0.0	0	0	-	0	2	0	0	0
12/6	at NYJ	W	1/0	1	1	0	0.0	0.0	1	0	0	0	1	0	0	0
12/13	Ind.	L	1/0	3	3	0	0.0	0.0	0	0	-	0	1	0	0	0
12/17	LAC	L	1/0	8	8	0	0.0	0.0	0	0	-	0	1	0	0	0
12/26	Mia.	L	1/0	2	2	0	0.0	0.0	0	0	-	0	0	0	0	0
1/3/21	at Den.	W	1/0	3	3	0	0.0	0.0	0	0	-	0	0	0	0	0
Totals			16/16	61	54	7	0.0	0.0	2	0	0	0	14	0	0	0

2019, OAKLAND (7-9)

Date	Opp.	W/L	GP/GS	TACKLES				INTERCEPTIONS					FUMBLES			
				Total	Solo	Asst.	Sacks	Yds.	No.	Yds.	Lg.	TD	PD	FF	FR	Yds.
9/9	Den.	W	1/0	1	0	1	0.0	0.0	0	0	-	0	0	0	0	0
9/15	KC	L	1/0	1	1	0	0.0	0.0	0	0	-	0	0	0	0	0
9/22	at Min.	L	1/0	1	1	0	0.0	0.0	0	0	-	0	0	0	0	0
9/29	at Ind.	W	1/0	0	0	0	0.0	0.0	0	0	-	0	0	0	0	0
10/6	Chi.(Lon.)	W	1/0	0	0	0	0.0	0.0	0	0	-	0	0	0	0	0
10/20	at GB	L	1/0	0	0	0	0.0	0.0	0	0	-	0	0	0	0	0
10/27	at Hou.	L	1/1	4	3	1	0.0	0.0	0	0	-	0	1	0	0	0
11/3	Det.	W	1/1	7	6	1	0.0	0.0	0	0	-	0	0	0	0	0
11/7	LAC	W	1/1	5	3	2	0.0	0.0	0	0	-	0	1	0	0	0
11/17	Cin.	W	1/1	5	5	0	0.0	0.0	1	0	0	0	2	0	0	0
11/24	at NYJ	L	1/1	3	3	0	0.0	0.0	0	0	-	0	0	0	0	0
12/1	at KC	L	1/1	3	3	0	0.0	0.0	0	0	-	0	2	0	0	0
12/8	Ten.	L	1/1	3	3	0	0.0	0.0	0	0	-	0	0	0	0	0
12/15	Jac.	L	1/1	7	6	1	0.0	0.0	0	0	-	0	3	0	0	0
12/22	at LAC	W	1/1	4	3	1	0.0	0.0	0	0	-	0	0	0	0	0
12/30	at Den.	L	1/1	4	3	1	0.0	0.0	0	0	-	0	1	0	0	0
Totals			16/10	48	40	8	0.0	0.0	1	0	0	0	10	0	0	0



NICK MULLENS

9

POSITION: Quarterback
HT/WT: 6-0/214
ACQUIRED: UFA-'22 (Cle.)
BORN: 03/21/95

NFL SEASON: 5
RAIDERS SEASON: 1
COLLEGE: Southern Mississippi
HOMETOWN: Hoover, Ala.

TRANSACTIONS: Signed by San Francisco 49ers as an undrafted free agent, May 4, 2017...Waived by 49ers, Sept. 2, 2017...Signed to 49ers practice squad, Sept. 3, 2017...Signed by 49ers as a Reserve/Future free agent, Jan. 2, 2018...Waived by 49ers, Sept. 1, 2018...Signed to 49ers practice squad, Sept. 2, 2018...Signed by 49ers to active roster, Sept. 26, 2018...Re-signed by 49ers as an exclusive rights free agent, May 1, 2020...Signed by Philadelphia Eagles as an unrestricted free agent, June 14, 2021...Waived by Eagles, Aug. 28, 2021...Signed by Cleveland Browns to practice squad, Sept. 1, 2021...Signed by Las Vegas Raiders as an unrestricted free agent, April 1, 2022.

CAREER: Fifth-year quarterback enters his first season with the Raiders...Appeared in one contest for the Browns in 2021, spending most of the year on the team's practice squad...Played in a career-high 10 games with eight starts for the 49ers in 2020, setting career highs in pass attempts (326), completions (211), completion percentage (64.7 percent) and passing yards (2,437)...In 2019, was active for all 16 contests and served as the backup quarterback...Started eight contests in 2018, registering career highs in passing TDs (13) and passer rating (90.8)...Spent the entire 2017 season on the club's practice squad...Has appeared in 20 games with 17 starts over his four-year career, completing 407-of-630 attempts for 4,861 yards with 26 touchdowns against 22 interceptions for a passer rating of 87.3.

AT A GLANCE

- Has appeared in 20 games with 17 starts, completing 407-of-630 attempts for 4,861 yards with 26 touchdowns against 22 interceptions for a passer rating of 87.3 during his four-year NFL career.
- His 4,405 passing yards in his first 16 career starts are the second-most by a QB in the Super Bowl Era.
- Is 1-of-5 players in the NFL to throw for at least 200 yards in each of their first 10 career starts, joining QBs Brett Favre, Jimmy Garoppolo, Patrick Mahomes and Dak Prescott.

2021 (WITH CLE.): Started one game after spending a majority of the season on the team's practice squad...(12/20) vs. LV: Completed 20-of-30 attempts for 147 yards with one TD.

2020 (WITH SF): Appeared in a career-high 10 games with eight starts...Set career highs in pass attempts (326), completions (211), completion percentage (64.7 percent) and passing yards (2,437)...Also posted 12 TDs and 12 INTs while recording an 84.1 passer rating...(9/20) at NYJ: Converted 8-of-11 passes for 71 yards with one INT...(9/27) at NYG: Registered a season-high 34 yards on 25-of-36 passing with one TD...(10/4) vs. Phi: Completed 18-of-26 attempts for 200 yards with one TD against two INTs...(11/1) at Sea: Completed 18-of-25 attempts for 238 yards for two TDs...(11/5) vs. GB: Connected on 22-of-35 passing for 291 yards with one TD and one INT...(11/15) at NO: Completed 24-of-38 attempts for 247 yards with one TD and two INTs...(11/29) at LAR: Registered 252 yards on 24-of-35 passing...(12/7) vs. Buf.: Completed 26-of-39 passes for 316 yards and three TDs, marking his fourth career 300-yard passing game...(12/13) vs. Was.: Recorded a season-high 45 pass attempts and finished with 260 yards and one TD...(12/20) at Dal.: Converted on 21-of-36 attempts for 219 yards with two TDs against two INTs.

2019 (WITH SF): Appeared in one contest and served as the team's backup quarterback...Was active for all 16 regular season games and three postseason contests...(10/27) vs. Car.: Appeared in a reserve role and recorded three carries.

2018 (WITH SF): Started eight contests and registered career highs in passing TDs (13) and passer rating (90.8)...Finished with 2,277 yards on 176-of-274 attempts (64.2 percent)...(11/1) vs. Oak.: Completed 16-of-22 attempts for 262 yards with a career-high three TDs...Posted a career-best 151.9 passer rating...His 151.9 passer rating was the 2nd-highest by a QB in their NFL debut since 1973 (min. 15 attempts)...Joined Pro Football Hall of Famers Jim Kelly (1986) and Fran Tarkenton (1961) as the third player in NFL history to record 250+ yards, 3+ TDs and 0 INTs in their NFL debut...(11/12) vs. NYG: Completed 27-of-39 attempts for 250 yards with one TD against two INTs...(11/25) at TB: Connected on 18-of-32 attempts for 221 yards with one TD against two INTs...(12/2) at Sea.: Completed 30-of-48 passes for a career-high 414 yards and two TDs...Became the first 49ers QB to throw for 400-plus yards since Colin Kaepernick in 2013...(12/9) vs. Den.: Converted 20-of-33 attempts for 332 yards with 2 TDs and a 102.1 passer rating...(12/16) vs. Sea.: Completed 20-of-29 passes for 275 yards with one TD...(12/23) vs. Chi.: Converted on 22-of-38 attempts for 241 yards with one INT...(12/30) at LAR: Tied a career-high with three TD passes while completing 23-of-33 attempts for 282 yards.

2017 (WITH SF): Spent the entire season on the team's practice squad.

COLLEGE: Played in 44 games with 41 starts at Southern Mississippi from 2013-16, completing 928-of-1,546 attempts for 11,994 yards and 87 TDs...In 2016, started 11 contests and completed 243-of-384 attempts for 3,272 yards and 24 TDs...Averaged 297.5 passing yards per game...Named the 2015 Conference USA Offensive Player of the Year after starting 14 contests and setting single-season school records for passing yds. (4,476) and TD passes (38)...In 2014, started 10 games and completed 218-of-365 attempts for 2,470 passing yards and 12 TDs...As a freshman in 2013, appeared in nine games with six starts and passed for 1,776 yards and 13 TDs while earning Conference USA All-Freshman honors.

PERSONAL: Attended Spain Fork High School in Birmingham, Ala., where he recorded 8,605 career passing yards and 40 TDs...Finished his prep career with the seventh-most passing yards in AHSAA history.

SINGLE-GAME HIGHS: PASSING: Attempts - 48, 12/2/18 at Sea. Completions - 30, 12/2/18 at Sea. Yards - 414, 12/2/18 at Sea. Long - 85t, 12/9/18 vs. Den. Touchdowns - 3, three times; last: 12/7/20 vs. Buf. Interceptions - 2, six times; last: 12/20/20 at Dal. Rating - 151.9, 11/1/18 vs. Oak. RUSHING: Attempts - 5, 12/9/18 vs. Den. Yards - 7, 12/20/20 at Dal. Long - 7, 12/20/20 at Dal.

NICK MULLENS' CAREER STATISTICS

Year	Team	GP	GS	PASSING								RUSHING							
				Att.	Cmp.	Yds.	Pct.	Yds./Att.	TD	INT	Lg.	Sk./Lst.	Rtng.	Att.	Yds.	Avg.	Lg.	TD	
2017	San Francisco	0	0	0	0	0	-	-	0	0	-	0/0	-	0	0	-	-	0	
2018	San Francisco	8	8	274	176	2,277	64.2	8.3	13	10	85t	17/127	90.8	18	-16	-0.9	2	0	
2019	San Francisco	1	0	0	0	0	-	-	0	0	0/0	-	3	-3	-1.0	0	0		
2020	San Francisco	10	8	326	211	2,437	64.7	7.5	12	12	49	19/139	84.1	9	8	0.9	7	0	
2021	Cleveland	1	1	30	20	147	66.7	4.9	1	0	25	0/0	89.2	0	0	-	-	0	
Totals		20	17	630	407	4,861	64.6	7.7	26	22	85t	36/266	87.3	30	-11	-0.4	7	0	
Postseason																			
2019	San Francisco	0	0	0	0	0	0.0	0.0	0	0	0	0/0	0.0	0	0	0.0	0	0	
Totals		0	0	0	0	0	0.0	0.0	0	0	0	0/0	0.0	0	0	0.0	0	0	

NICK MULLENS GAME-BY-GAME

2021, CLEVELAND (8-9)

Date	Opp.	W/L	GP/GS	PASSING								RUSHING							
				Att.	Cmp.	Yds.	Pct.	Yds./Att.	TD	INT	Lg.	Sk./Lst.	Rtng.	Att.	Yds.	Avg.	Lg.	TD	
9/12	at KC	L		(PRACTICE SQUAD)															
9/19	Hou.	W		(PRACTICE SQUAD)															
9/26	Chi.	W		(PRACTICE SQUAD)															
10/3	at Min.	W		(PRACTICE SQUAD)															
10/10	at LAC	L		(PRACTICE SQUAD)															
10/17	Ari.	L		(PRACTICE SQUAD)															
10/21	Den.	W		(DID NOT PLAY)															
10/31	Pit.	L		(PRACTICE SQUAD)															
11/7	at Cin.	W		(PRACTICE SQUAD)															
11/14	at NE	L		(PRACTICE SQUAD)															
11/21	Det.	W		(PRACTICE SQUAD)															
11/28	at Bal.	L		(PRACTICE SQUAD)															
12/12	Bal.	W		(PRACTICE SQUAD)															
12/20	LV	L	1/1	30	20	147	66.7	4.9	1	0	25	0/0	89.2	0	0	0.0	0	0	
12/25	at GB	L		(INACTIVE)															
1/3/22	at Pit.	L		(PRACTICE SQUAD)															
1/9/22	Cin.	W		(PRACTICE SQUAD)															
Totals			1/1	30	20	147	66.7	4.9	1	0	25	0/0	89.2	0	0	0.0	0	0	

2020, SAN FRANCISCO (6-10)

Date	Opp.	W/L	GP/GS	PASSING								RUSHING							
				Att.	Cmp.	Yds.	Pct.	Yds./Att.	TD	INT	Lg.	Sk./Lst.	Rtng.	Att.	Yds.	Avg.	Lg.	TD	
9/13	Ari.			(DID NOT PLAY)															
9/20	at NYJ	W	1/0	11	8	71	72.7	6.5	0	1	24	2/17	51.7	2	-2	-1.0	-1	0	
9/27	at NYG	W	1/1	36	25	343	69.4	9.5	1	0	26	2/16	108.9	4	0	0.0	3	0	
10/4	Phi.	L	1/1	26	18	200	69.2	7.7	1	2	38	4/28	72.6	0	0	-	-	0	
10/11	Mia.	L		(INACTIVE)															
10/18	LAR	W		(DID NOT PLAY)															
10/25	at NE	W		(DID NOT PLAY)															
11/1	at Sea.	L	1/0	25	18	238	72.0	9.5	2	0	33	0/0	128.4	0	0	-	-	0	
11/5	GB	L	1/1	35	22	291	62.9	8.3	1	1	47	1/9	86.7	1	0	0.0	0	0	
11/15	at NO	L	1/1	38	24	247	63.2	6.5	1	2	27	2/15	68.6	1	3	3.0	3	0	
11/29	at LAR	W	1/1	35	24	252	68.6	7.2	0	1	33	2/19	77.3	0	0	-	-	0	
12/7	Buf.	L	1/1	39	26	316	66.7	8.1	3	2	49	0/0	95.7	0	0	-	-	0	
12/13	Was.	L	1/1	45	25	260	55.6	5.8	1	1	22	4/24	70.6	0	0	-	-	0	
12/20	at Dal.	L	1/1	36	21	219	58.3	6.1	2	2	25	2/11	71.4	1	7	7.0	7	0	
12/26	at Ari.	W		(RESERVE/INJURED LIST - ELBOW)															
1/3/21	Sea.	L		(RESERVE/INJURED LIST - ELBOW)															
Totals			10/8	326	211	2,437	64.7	7.5	12	12	49	19/139	84.1	9	8	0.9	7	0	

NICK MULLENS GAME-BY-GAME

2019, SAN FRANCISCO (13-3)

Date	Opp.	W/L	GP/GS	PASSING								RUSHING							
				Att.	Cmp.	Yds.	Pct.	Yds./Att.	TD	INT	Lg.	Sk./Lst.	Rtng.	Att.	Yds.	Avg.	Lg.	TD	
9/8	at TB	W		(DID NOT PLAY)															
9/15	at Cin.	W		(DID NOT PLAY)															
9/22	Pit.	W		(DID NOT PLAY)															
10/7	Cle.	W		(DID NOT PLAY)															
10/13	at LAR	W		(DID NOT PLAY)															
10/20	at Was.	W		(DID NOT PLAY)															
10/27	Car.	W	1/0	0	0	0	-	-	0	0	-	0/0	-	3	-3	-	-1	0	
10/31	at Ari.	W		(DID NOT PLAY)															
11/11	Sea.	L		(DID NOT PLAY)															
11/17	Ari.	W		(DID NOT PLAY)															
11/24	GB	W		(DID NOT PLAY)															
12/1	at Bal.	L		(DID NOT PLAY)															
12/8	at NO	W		(DID NOT PLAY)															
12/15	Atl.	L		(DID NOT PLAY)															
12/21	LAR	W		(DID NOT PLAY)															
12/29	at Sea.	W		(DID NOT PLAY)															
Totals			1/0	0	0	0	-	-	0	0	-	0/0	-	3	-3	-1.0	-1	0	
POSTSEASON																			
1/11/20	Min.	W		(DID NOT PLAY)															
1/19/20	GB	W		(DID NOT PLAY)															
2/2/20	KC	L		(DID NOT PLAY)															
Totals			0/0	0	0	0	-	-	0	0	-	0/0	-	0	0	-	-	0	

2018, SAN FRANCISCO (4-12)

Date	Opp.	W/L	GP/GS	PASSING								RUSHING							
				Att.	Cmp.	Yds.	Pct.	Yds./Att.	TD	INT	Lg.	Sk./Lst.	Rtng.	Att.	Yds.	Avg.	Lg.	TD	
9/9	at Min.	L		(PRACTICE SQUAD)															
9/16	Det.	W		(PRACTICE SQUAD)															
9/23	at KC	L		(PRACTICE SQUAD)															
9/30	at LAC	L		(DID NOT PLAY)															
10/7	Ari.	L		(DID NOT PLAY)															
10/15	at GB	L		(DID NOT PLAY)															
10/21	LAR	L		(DID NOT PLAY)															
10/28	at Ari.	L		(DID NOT PLAY)															
11/1	Oak.	W	1/1	22	16	262	72.7	11.9	3	0	71	0/0	151.9	4	-3	-0.8	0	0	
11/12	NYG	L	1/1	39	27	250	69.2	6.4	1	2	26	0/0	73.7	2	1	0.5	2	0	
11/25	at TB	L	1/1	32	18	221	56.3	6.9	1	2	25	4/27	62.1	2	-1	-0.5	0	0	
12/2	at Sea.	L	1/1	48	30	414	62.5	8.6	2	1	75t	3/28	95.3	2	1	0.5	1	0	
12/9	Den.	W	1/1	33	20	332	60.6	10.1	2	1	85t	3/27	102.1	5	-10	-2.0	-1	0	
12/16	Sea.	W	1/1	29	20	275	69.0	9.5	1	0	41t	3/18	110.6	2	-2	-1.0	-1	0	
12/23	Chi.	L	1/1	38	22	241	57.9	6.3	0	1	35	1/9	65.8	0	0	-	-	0	
12/30	at LAR	L	1/1	33	23	282	69.7	8.5	3	3	43t	3/18	88.2	1	-2	-2.0	-2	0	
Totals			8/8	274	176	2,277	64.2	8.3	13	10	85t	17/127	90.8	18	-16	-0.9	2	0	

NICHOLS

BILAL NICHOLS GAME-BY-GAME

2019, CHICAGO (8-8)

Date	Opp.	W/L	GP/GS	TACKLES					INTERCEPTIONS					FUMBLES			
				Total	Solo	Asst.	Sacks	Yds.	No.	Yds.	Lg.	TD	PD	FF	FR	Yds.	
9/5	GB	L	1/1	1	0	1	0.0	0.0	0	0	-	0	0	0	0	0	0
9/15	at Den.	W	1/1	1	1	0	0.0	0.0	0	0	-	0	0	0	0	0	
9/23	at Was.	W		(INACTIVE - HAND)													
9/29	Min.	W		(INACTIVE - HAND)													
10/6	at Oak.	L		(INACTIVE - HAND)													
10/20	NO	L	1/1	4	3	1	0.0	0.0	0	0	-	0	0	0	0	0	
10/27	LAC	L	1/1	0	0	0	0.0	0.0	0	0	-	0	0	0	0	0	
11/3	at Phi.	L	1/1	4	0	4	0.0	0.0	0	0	-	0	0	0	0	0	
11/10	Det.	W	1/1	1	1	0	0.0	0.0	0	0	-	0	0	0	0	0	
11/17	at LAR	L	1/1	3	2	1	0.0	0.0	0	0	-	0	0	0	0	0	
11/24	NYG	W	1/1	2	2	0	0.0	0.0	0	0	-	0	0	0	0	0	
11/28	at Det.	W	1/1	4	3	1	0.0	0.0	0	0	-	0	0	0	0	0	
12/5	Dal.	W	1/1	3	1	2	0.0	0.0	0	0	-	0	1	0	0	0	
12/15	at GB	L	1/1	1	0	1	0.0	0.0	0	0	-	0	0	0	0	0	
12/22	KC	L	1/1	2	1	1	0.0	0.0	0	0	-	0	0	0	0	0	
12/29	at Min.	W	1/1	1	1	0	0.0	0.0	0	0	-	0	0	0	1	0	
Totals			13/12	27	15	12	0.0	0.0	0	0	-	0	1	0	1	0	

2018, CHICAGO (12-4)

Date	Opp.	W/L	GP/GS	TACKLES					INTERCEPTIONS					FUMBLES		
				Total	Solo	Asst.	Sacks	Yds.	No.	Yds.	Lg.	TD	PD	FF	FR	Yds.
9/9	at GB	L		(INACTIVE)												
9/17	Sea.	W	1/0	1	1	0	0.0	0.0	0	0	-	0	0	0	0	0
9/23	at Ari.	W	1/0	1	1	0	0.0	0.0	0	0	-	0	0	0	0	0
9/30	TB	W	1/0	4	3	1	0.5	3.5	0	0	-	0	0	0	0	0
10/14	at Mia.	L	1/0	1	0	1	0.0	0.0	0	0	-	0	0	0	0	0
10/21	NE	L	1/0	4	3	1	0.0	0.0	0	0	-	0	0	1	1	0
10/28	NYJ	W	1/1	3	3	0	0.0	0.0	0	0	-	0	0	0	0	0
11/4	at Buf.	W		(INACTIVE)												
11/11	Det.	W	1/0	1	1	0	1.0	12.0	0	0	-	0	0	1	0	0
11/18	Min.	W	1/0	1	1	0	0.0	0.0	0	0	-	0	0	0	0	0
11/22	at Det.	W	1/1	3	3	0	0.0	0.0	0	0	-	0	0	0	0	0
12/2	at NYG	L	1/1	6	2	4	0.0	0.0	0	0	-	0	0	0	0	0
12/9	LAR	W	1/0	0	0	0	0.0	0.0	0	0	-	0	0	0	0	0
12/16	GB	W	1/1	1	0	1	0.5	4.0	0	0	-	0	0	0	0	0
12/23	at SF	W	1/1	0	0	0	0.0	0.0	0	0	-	0	0	0	0	0
12/30	at Min.	W	1/1	2	2	0	1.0	10.0	0	0	-	0	0	0	0	0
Totals			14/6	28	20	8	3.0	29.5	0	0	-	0	0	2	1	0
POSTSEASON																
1/6/19	Phi.	L	1/0	0	0	0	0.0	0.0	0	0	-	0	0	0	0	0
Totals			1/0	0	0	0	0.0	0.0	0	0	-	0	0	0	0	0



BRANDON PARKER

75

POSITION: Tackle
HT/WT: 6-7/305
ACQUIRED: D3a-18
BORN: 10/21/95

NFL SEASON: 5
RAIDERS SEASON: 5
COLLEGE: North Carolina A&T
HOMETOWN: Kannapolis, N.C.

TRANSACTIONS: Selected by Oakland Raiders in the third round (65th overall) of the 2018 NFL Draft, April 27, 2018... Re-signed by Raiders as an unrestricted free agent, March 21, 2022.

CAREER: Enters his fifth season with the Silver and Black... In 2021, appeared in all 17 games with 13 starts at right tackle, helping the offense rank 11th in total offense (363.8 yards per game) and sixth in passing (268.6 yards per game)... Appeared in 11 games with four starts in 2020, helping pave the way as Las Vegas ranked eighth in total offense (383.3 avg.)... Played in 11 games with three starts for an offensive line that allowed the eighth-fewest sacks in the NFL in 2019... Appeared in 15 games and made 12 starts at right tackle in his rookie season... Career totals include 54 appearances with 32 starts.

AT A GLANCE

- Appeared in 54 contests and made 32 starts over his first four years with the Silver and Black.
- In 2020, played in 11 games and made four starts for an offensive line that helped pave the way as the Raiders ranked eighth in total offense with 383.3 yards per game.
- Appeared in 11 games with three starts as part of an offensive line that helped pave the way for the Raiders' first 1,000-yard rookie rusher in franchise history and allowed the eighth-fewest sacks (29) in the NFL in 2019.

2021: Appeared in all 17 games with 13 starts at right tackle, helping the Silver and Black rank 11th in total offense with 363.8 yards per game... Part of an offensive line that paved the way for 268.6 passing yards per game, which ranked sixth in the NFL... (9/13) vs. Bal.: Appeared exclusively on special teams in the win... (9/19) at Pit.: Subbed in on the line due to injury, helping Carr complete 28-of-37 passes for 382 yards with two TDs for a passer rating of 126.2... (9/26) vs. Mia.: Appeared exclusively on special teams in the win... (10/4) at LAC: Saw action in a limited role on special teams... (10/10) vs. Chi.: Started his first game at right tackle, helping pave the way for RB Josh Jacobs' third rushing TD of the season... (10/17) at Den.: Started at right tackle, helping RB Kenyan Drake become the first Raiders player with a TD catch and a TD run in the same game since RB Darren McFadden did it in Buffalo on Sept. 18, 2011... (10/24) vs. Phi.: Started at right tackle as part of a line that posted its first clean sheet of the season, while helping Carr complete 91.2 percent of his attempts (31-for-34)... (11/7) at NYG: Started at right tackle and helped pave the way for 403 yards of total offense, including 117 on the ground... Also part of an offensive line that surrendered just one sack in the contest... (11/14) vs. KC: Started at right tackle and helped he offense record 299 total net yards... (11/21) vs. Cin.: Started at right tackle, helping the offense record 278 total net yards... (11/25) at Dal.: Started at right tackle as part of an offensive line that paved the way for 509 total net yards, including 143 yards on the ground... (12/5) vs. Was.: Started at right tackle, helping the offense record 310 yards... (12/12) at KC: Started at right tackle, helping the offense record 290 total net yards... (12/20) at Cle.: Started at right tackle, helping the offense record 328 yards of total offense with 98 rushing yards... (12/26) vs. Den.: Started at right tackle, helping pave the way for a season-high 160 rushing yards... (1/2/22) at Ind.: Started at right tackle in the win, paving the way for 326 yards of total offense... (1/9/22) vs. LAC: Started at right tackle, helping pave the way for a season-high 174 rushing yards and 346 yards of total offense... **Postseason:** (1/15/22) at Cin.: Started at right tackle, helping the offense pave the way for 385 yards of total offense, which tied for the 14th most total net yards by the club in the postseason in franchise history.



2020: Appeared in 11 games with four starts in his third season with the Silver and Black... (9/21) vs. NO: Appeared exclusively on special teams... (9/27) at NE: Saw action exclusively on special teams... (10/4) vs. Buf.: Saw action along an offensive line that helped QB Derek Carr set a franchise record with 151 career passing TDs while recording a passer rating of 100.0 (107.3) for the fourth consecutive game for the first time in his career... Also appeared on special teams... (10/25) vs. TB: Entered the game at right tackle due to injuries on the line and was part of an offensive line that allowed Carr to surpass QB Tony Romo for second-most completions (2,272) by a player through his first 100 starts in NFL history... (11/1) at Cle.: Entered the game at right tackle due to injuries on the offensive line and helped pave the way for a season-high 208 rushing yards on 45 attempts, their most rush attempts since Dec. 16, 2012 vs. Kansas City... Helped RB Josh Jacobs record career highs with 31 carries and 128 rushing yards... (11/8) at LAC: Made his first start of the season at left tackle and was part of an offensive line that helped the Raiders record two rushing TDs of 10-plus yards in the same game for the first time since Week 2 in 2017, while allowing time for Carr to pass for two TDs on the day to surpass QB Daryle Lamonica for most career games with multiple TD passes in franchise history (47)... (11/15) vs. Den.: Started at left tackle and was part of an offensive line that helped the Raiders total over 200 rushing yards for the second time this season, while also recording four rushing TDs... (11/22) vs. KC: Started at right tackle and was part of an offensive line that allowed Carr to surpass 25,000 passing yards for his career, joining QB Russell Wilson as the only players in NFL history with 25,000 passing yards and fewer than 70 INTs in their first seven seasons... Also helped surrender zero sacks on the day... (11/29) at Atl.: Started at right tackle and helped the offense total 243 yards... (12/6) at NYJ: Saw action along an offensive line that allowed Carr to pass for 381 yards and three TDs... (1/3/21) at Den.: Appeared exclusively on special teams in the win.

PARKER

2019: Appeared in 11 games with three starts in his second season in the NFL...Was part of an offensive line that helped pave the way for the Raiders' first 1,000-yard rookie rusher in franchise history and allowed the eighth-fewest sacks (29) in the NFL...(9/9) vs. **Den.:** Appeared on both offense and special teams in the win...(9/15) vs. **KC:** Appeared in a reserve role on the offensive line...(9/22) at **Min.:** Saw action on both offense and special teams...(10/20) at **GB:** Saw action in a reserve role on offense and helped RB Josh Jacobs record a career-high 124 rushing yards in the contest...(11/17) vs. **Cin.:** Saw action in a reserve role on both offense and special teams...(11/24) at **NYJ:** Appeared exclusively on special teams...(12/1) at **KC:** Saw action on both offense and special teams...(12/8) vs. **Ten.:** Started at right tackle and helped pave the way for 356 yards of offense...(12/15) vs. **Jac.:** Started at tackle and helped pave the way for 180 yards of total offense in the first quarter, the most yards in a first quarter for the Raiders at home since Week 7 of 2006...(12/22) at **LAC:** Started at right tackle and was part of an offensive line that helped QB Derek Carr finish with an 86.7 completion percentage, his highest of the season, and a passer rating of 118.2...(12/29) at **Den.:** Appeared in a reserve role, exclusively on special teams.

2018: Appeared in 15 games with 12 starts at right tackle during his rookie season with the Silver and Black...(9/10) vs. **LAR:** Saw limited action exclusively on special teams in his NFL debut...(9/16) at **Den.:** Appeared on special teams...(9/30) vs. **Cle.:** Filled in at right tackle due to injuries on the line...Helped pave the way for the Raiders run game as RB Marshawn Lynch recorded 130 rushing yards, the seventh most of his career...Allowed QB Derek Carr to record 437 passing yards, the second most of his career, with four TDs...Helped the Raiders offense produce two 100-yard receivers, one 100-yard rusher and one 400-yard passer for the first time in franchise history since the 1970 AFL merger...(10/7) at **LAC:** Made his first career start at right tackle...(10/14) vs. **Sea.:** Started at right tackle in the contest...(10/28) vs. **Ind.:** Started at right tackle, helping the line post their first clean sheet of the season...Helped pave the way as Carr recorded three passing TDs and his first career rushing TD...(11/1) at **SF:** Started at right tackle in the contest...(11/11) vs. **LAC:** Helped the run game total 100-plus yards (114) for the fifth time this season...(11/18) at **Ari.:** Started at right tackle in the win, paving the way for 152 rushing yards...Helped Carr finish with a passer rating of 100.5 as he orchestrated the 15th fourth-quarter comeback of his career...(11/25) at **Bal.:** Started at right tackle in the contest...(12/2) vs. **KC:** Paved the way for a season-high 171 rushing yards and 442 total net yards...(12/9) vs. **Pit.:** Started at right tackle, helping Carr throw for 322 yards as he set a new franchise record for most consecutive games without an INT with eight straight...(12/16) at **Cin.:** Started at right tackle in the contest...(12/24) vs. **Den.:** Started at right tackle in the win, helping RB Doug Martin surpass 100 yards on the ground for the first time on the season...Part of an offensive line that surrendered just one sack in the contest, while helping Carr extend his INT-less streak to 325 passes over 10 games, which marked the longest active streak in the NFL at the time...(12/30) at **KC:** Started at right tackle in the contest, helping Martin record 100 rushing yards to mark his second consecutive game with 100-or-more yards on the ground.

COLLEGE: Played four seasons at North Carolina A&T, starting all 48 games of his career at left tackle...Never missed a start throughout his career...Was a three-time FCS All-American at left tackle (2015-17)...Named the Mid-Eastern Athletic Conference Offensive Lineman of the Year for three straight years from 2015-17...Was a four-time All-MEAC selection in each season, including a first-team selection in his last three seasons...Never surrendered a sack in his career and was only called for seven penalties...Helped the Aggies lead the MEAC in rushing offense for three straight seasons from 2015-17...Started all 12 games at left tackle as a senior...Named the MEAC Offensive Lineman of the Year...Named to the FCS All-American First Team and the All-MEAC First Team...Earned MEAC Offensive Lineman of the Week eight times...Finished in the Top-10 in voting for the Walter Payton Award that recognizes the best offensive player in FCS...Helped the Aggies rank first in the conference in total first downs, rushing offense, scoring offense, fewest sacks allowed, passing offense and total offense...Started all 12 games as a junior...Named the MEAC Offensive Lineman of the Year...Named to the FCS All-American First Team and the All-MEAC First Team...Earned MEAC Offensive Lineman of the Week five times...Helped the Aggies produce the No. 1 total offense, rushing offense and third-rated passing offense in the conference...Part of an offensive line that allowed the fewest sacks and paved the way as RB Tarik Cohen set the single-season school rushing record (1,583 yards) and QB Lamar Raynard set a school record for single-season completion percentage (64.6)...Started all 12 games at left tackle as a sophomore...Named the MEAC Offensive Lineman of the Year...Named to the FCS All-American First Team and the All-MEAC First Team...Was the first Aggie to win MEAC Offensive Lineman of the Year since 2001...Started all 12 games as a true freshman...Named to the All-MEAC Third Team...Majored in electrical engineering.

PERSONAL: Attended A.L. Brown High School in Kannapolis, N.C. ...Ranked the 46th prospect in the state by Max Preps...Father, Curtis, was an offensive lineman at North Carolina...Sister, Jasmine, played for the women's basketball team at NC A&T.

ADDITIONAL STATISTICS: Miscellaneous tackles – 2 in 2018, 1 in 2020; NFL Totals: 3.

BRANDON PARKER'S GAMES PLAYED/STARTED

Year	Team	GP	GS
2018	Oakland	15	12
2019	Oakland	11	3
2020	Las Vegas	11	4
2021	Las Vegas	17	13
Totals		54	32
POSTSEASON			
2021	Las Vegas	1	1
Totals		1	1



KYLE PEKO

92

POSITION: Defensive Tackle **NFL SEASON:** 4
HT/WT: 6-1/298 **RAIDERS SEASON:** 1
ACQUIRED: UFA-'22 (Ten.) **COLLEGE:** Oregon State
BORN: 07/23/93 **HOMETOWN:** La Habra, Calif.

TRANSACTIONS: Signed by the Denver Broncos as an undrafted free agent, May 2, 2016...Waived by Broncos, Sept. 20, 2016...Signed by Broncos to practice squad, Sept. 22, 2016...Signed by Broncos to active roster, Dec. 28, 2016...Waived by Broncos, Sept. 2, 2017...Re-signed by Broncos as a free agent, Sept. 3, 2017...Waived by Broncos, Sept. 9, 2017...Signed by Broncos to practice squad, Sept. 12, 2017...Signed by Broncos to active roster, Sept. 16, 2017...Waived by Broncos, Oct. 21, 2017...Signed by Broncos to practice squad, Oct. 24, 2017...Signed by Broncos to active roster, Nov. 25, 2017...Waived by Broncos, Sept. 1, 2018...Signed by Broncos to practice squad, Sept. 2, 2018...Released by Broncos, Sept. 11, 2018...Signed by Buffalo Bills to practice squad, Sept. 12, 2018...Signed by Bills as a reserve/future free agent, Dec. 31, 2018...Waived by Bills, Aug. 31, 2019...Signed by Bills to practice squad, Sept. 1, 2019...Signed by Bills to active roster, Sept. 24, 2019...Waived by Bills, Nov. 2, 2019...Claimed by Indianapolis Colts via waivers, Nov. 4, 2019...Waived by Colts, Nov. 9, 2019...Signed by Colts to practice squad, Nov. 12, 2019...Signed by Broncos to active roster, Dec. 14, 2019...Released by Broncos, Feb. 18, 2021...Signed by Tennessee Titans as a free agent, July 26, 2021...Released by Titans, Sept. 6, 2021...Signed by Titans to practice squad, Oct. 13, 2021...Signed by Titans to active roster, Nov. 17, 2021...Signed by Las Vegas Raiders as an unrestricted free agent, March 23, 2022.

CAREER: Well-traveled defensive lineman has played six seasons and spent time with four different teams since entering the league as an undrafted free agent in 2016...Has played in 21 career games with three starts, posting 23 tackles (14 solo), two sacks and one forced fumble...Played in a career-high eight games with three starts for the Tennessee Titans in 2021...Also registered career highs with 10 tackles (seven) and two sacks...Spent parts of four seasons with the Broncos...Entered the NFL with Denver in 2016 after playing collegiately at Oregon State.

AT A GLANCE

- Veteran defensive tackle has played six seasons with four teams, totaling 23 tackles (14 solo) and two sacks.
- Played in a career-high eight games with Tennessee in 2021, making three starts and posting 10 tackles (seven) and two sacks.
- Originally entered the NFL with Denver as an undrafted free agent out of Oregon State.

2021 (WITH TEN.): Played in a career-high eight games with Tennessee...Also started a career-high three games...Spent time on the Titans practice squad before being added to the active roster in November...(11/14) vs. **NO:** Saw first game action as a Titan...(11/28) at **NE:** Made first start of the season, posting a season-high three tackles (one solo)...(1/2/22) vs. **Mia.:** Recorded first-career sack, dropping QB Tua Tagovailoa for a 6-yard loss and forcing a fumble in a the first quarter...Credited with two tackles (one)...(1/9/22) at **Hou.:** Recorded a sack for the second-straight game...Posted two solo stops...**Postseason:** (1/22/22) vs. **Cin.:** Combined with LB Harold Landry to sack QB Joe Burrow for a 7-yard loss in the fourth quarter...Credited with two assisted tackles.

2020 (WITH DEN.): Opted out of the 2020 season.

2019 (WITH BUF., IND. AND DEN.): Began season with Buffalo and moved to Indianapolis before ending season with Denver...Played in four games with Bills before being waived and claimed by Colts...Spent time on Indianapolis practice squad prior to being signed to Broncos active roster and playing in two games...Totaled five tackles (one) on the season...(9/29) vs. **NE:** Played in first game with Buffalo, posting one solo tackle.

2018 (WITH DEN. AND BUF.): Opened the season with Denver but was signed to Buffalo's practice squad in September...Spent remainder of season on Bills' practice squad and did not see game action.

2017 (WITH DEN.): Played in six games with Denver, posting six tackles (four)...Spent time on Broncos practice squad before being signed to the active roster in November...(12/10) vs. **NYJ:** Posted two solo tackles.

2016 (WITH DEN.): Spent majority of season on Denver's practice squad...Signed to the active roster in December...(1/1/17) vs. **Oak:** Made NFL debut in regular season finale, posting two solo tackles.

COLLEGE: Played one season at Oregon State after transferring from Cerritos (Calif.) Junior College...Started all 12 games as a senior, earning honorable mention All-Pac-12 honors...Totaled 45 tackles (24 solo), two sacks, two passes defended and two blocked kicks on special teams...In two seasons at Cerritos College, totaled 85 tackles and 11 sacks...Listed as the No. 52-ranked junior college prospect in the nation by Rivals.com...Recorded 46 tackles, including 11.5 tackles for loss and three sacks, as a sophomore...Registered 39 stops, including eight sacks, as a freshman.

PERSONAL: Attended La Habra (Calif.) High School...Named All-California Interscholastic Federation as both a junior and senior...Two-time first-team All-Freeway League selection...Named league's Lineman of the Year two straight years...Three-time all-area selection...Led team to a CIF Championship as a sophomore and was named team's Rookie of the Year...Cousin, Domata Peko Sr., played with four teams over 15 seasons in the NFL...Cousin, Tupe Peko, played for the Indianapolis Colts from 2003-04.

SINGLE-GAME HIGHS: TACKLES: Total – 3, 11/14/21 vs. **NO.** Solo – 2, three times, last: 1/9/22 at Hou. Sacks – 1, two times, last: 1/9/22 at Hou. Forced Fumbles – 1, 1/2/22 vs. **Mia.**

KYLE PEKO'S CAREER STATISTICS

Year	Team	GP	GS	Total	TACKLES			Yds.	INTERCEPTIONS				FUMBLES			
					Solo	Asst.	Sacks		No.	Yds.	Lg.	TD	PD	FF	FR	Yds.
2016	Denver	1	0	2	2	0	0.0	0.0	0	0	-	0	0	0	0	0
2017	Denver	6	0	6	4	2	0.0	0.0	0	0	-	0	0	0	0	0
2018	Den./Buf.	0	0	0	0	0	0.0	0.0	0	0	-	0	0	0	0	0
2019	Buf./Ind./Den.	6	0	5	1	4	0.0	0.0	0	0	-	0	0	0	0	0
2020	Denver															
2021	Tennessee	8	3	10	7	3	2.0	5.0	0	0	-	0	0	1	0	0
Totals		21	3	23	14	9	2.0	5.0	0	0	-	0	0	1	0	0
POSTSEASON																
2021	Tennessee	1	0	2	0	2	0.5	3.5	0	0	-	0	0	0	0	0
Totals		1	0	2	0	2	0.5	3.5	0	0	-	0	0	0	0	0

KYLE PEKO GAME-BY-GAME

2021, TENNESSEE (12-5)

Date	Opp.	W/L	GP/GS	Total	TACKLES			Yds.	INTERCEPTIONS				FUMBLES			
					Solo	Asst.	Sacks		No.	Yds.	Lg.	TD	PD	FF	FR	Yds.
9/12	Ari.	L			(NOT ON ROSTER)											
9/19	at Sea.	W			(NOT ON ROSTER)											
9/26	Ind.	W			(NOT ON ROSTER)											
10/3	at NYJ	L			(NOT ON ROSTER)											
10/10	at Jac.	W			(NOT ON ROSTER)											
10/18	Buf.	W			(PRACTICE SQUAD)											
10/24	KC	W			(PRACTICE SQUAD)											
10/31	at Ind.	W			(PRACTICE SQUAD)											
11/7	at LAR	W			(PRACTICE SQUAD)											
11/14	NO	W	1/0	3	1	2										
11/21	Hou.	L	1/0	0	0	0	0.0	0.0	0	0	-	0	0	0	0	0
11/28	at NE	L	1/1	0	0	0	0.0	0.0	0	0	-	0	0	0	0	0
12/12	Jac.	W	1/0	0	0	0	0.0	0.0	0	0	-	0	0	0	0	0
12/19	at Pit.	L	1/1	1	1	0	0.0	0.0	0	0	-	0	0	0	0	0
12/23	SF	W	1/0	2	2	0	0.0	0.0	0	0	-	0	0	0	0	0
1/2/22	Mia.	W	1/0	2	1	1	1.0	2.0	0	0	-	0	0	1	0	0
1/9/22	at Hou.	W	1/1	2	2	0	1.0	3.0	0	0	-	0	0	0	0	0
Totals			8/3	10	7	3	2.0	5.0	0	0	-	0	0	1	0	0
POSTSEASON																
1/22/22	Cin.	L	1/0	2	0	2	0.5	3.5	0	0	-	0	0	0	0	0
Totals			1/0	2	0	2	0.5	3.5	0	0	-	0	0	0	0	0

2019, BUFFALO/INDIANAPOLIS/DENVER

Date	Opp.	W/L	GP/GS	Total	TACKLES			Yds.	INTERCEPTIONS				FUMBLES			
					Solo	Asst.	Sacks		No.	Yds.	Lg.	TD	PD	FF	FR	Yds.
9/8	at NYJ*	W			(PRACTICE SQUAD)											
9/15	at NYG*	W			(PRACTICE SQUAD)											
9/22	Cin.*	W			(PRACTICE SQUAD)											
9/29	NE*	L	1/0	1	1	0	0.0	0.0	0	0	-	0	0	0	0	0
10/6	at Ten.*	W	1/0	1	0	1	0.0	0.0	0	0	-	0	0	0	0	0
10/20	Mia.*	W	1/0	1	0	1	0.0	0.0	0	0	-	0	0	0	0	0
10/27	Phi.*	L	1/0	1	0	1	0.0	0.0	0	0	-	0	0	0	0	0
11/10	Mia.^	L			(INACTIVE)											
11/17	Jac.^	W			(PRACTICE SQUAD)											
11/21	at Hou.^	L			(PRACTICE SQUAD)											
12/1	Ten.^	L			(PRACTICE SQUAD)											
12/8	at TB^	L			(PRACTICE SQUAD)											
12/15	at KC#	L	1/0	1	0	1	0.0	0.0	0	0	-	0	0	0	0	0
12/22	Det.#	W	1/0	0	0	0	0.0	0.0	0	0	-	0	0	0	0	0
12/29	Oak.#	W			(INACTIVE)											
Totals			6/0	5	1	4	0.0	0.0	0	0	-	0	0	0	0	0
*w/Buf., ^w/Ind., w/Den.																
POSTSEASON																
1/22/22	Cin.	L	1/0	2	0	2	0.5	3.5	0	0	-	0	0	0	0	0
Totals			1/0	2	0	2	0.5	3.5	0	0	-	0	0	0	0	0

KYLE PEKO GAME-BY-GAME

2018, DENVER/BUFFALO

Date	Opp.	W/L	GP/GS	Total	TACKLES			Yds.	INTERCEPTIONS				FUMBLES			
					Solo	Asst.	Sacks		No.	Yds.	Lg.	TD	PD	FF	FR	Yds.
9/9	Sea.*	W			(PRACTICE SQUAD)											
9/16	LAC	L			(PRACTICE SQUAD)											
9/23	at Min.	W			(PRACTICE SQUAD)											
9/30	at GB	L			(PRACTICE SQUAD)											
10/7	Ten.	W			(PRACTICE SQUAD)											
10/14	at Hou.	L			(PRACTICE SQUAD)											
10/21	at Ind.	L			(PRACTICE SQUAD)											
10/29	NE	L			(PRACTICE SQUAD)											
11/4	Chi.	L			(PRACTICE SQUAD)											
11/11	at NYJ	W			(PRACTICE SQUAD)											
11/25	Jac.	W			(PRACTICE SQUAD)											
12/2	at Mia.	L			(PRACTICE SQUAD)											
12/9	NYJ	L			(PRACTICE SQUAD)											
12/16	Det.	W			(PRACTICE SQUAD)											
12/23	at NE	L			(PRACTICE SQUAD)											
12/30	Mia.	W			(PRACTICE SQUAD)											
Totals			0/0	0	0	0	0.0	0.0	0	0	-	0	0	0	0	0
*w/Den.																

2017, DENVER (5-11)

Date	Opp.	W/L	GP/GS	Total	TACKLES			Yds.	INTERCEPTIONS				FUMBLES			
					Solo	Asst.	Sacks		No.	Yds.	Lg.	TD	PD	FF	FR	Yds.
9/11	LAC	W			(PRACTICE SQUAD)											
9/17	Dal.	W	1/0	0	0	0	0.0	0.0	0	0	-	0	0	0	0	0
9/24	at Buf.	L			(INACTIVE)											
10/1	Oak.	W			(INACTIVE)											
10/15	NYG	L			(INACTIVE)											
10/22	at LAC	L			(PRACTICE SQUAD)											
10/30	at KC	L			(PRACTICE SQUAD)											
11/5	at Phil.	L			(PRACTICE SQUAD)											
11/12	NE	L			(PRACTICE SQUAD)											
11/19	Cin.	L			(PRACTICE SQUAD)											
11/26	at Oak.	L			(INACTIVE)											
12/3	at Mia.	L	1/0	2	1	1	0.0	0.0	0	0	-	0	0	0	0	0
12/10	NYJ	W	1/0	2	2	0	0.0	0.0	0	0	-	0	0	0	0	0
12/14	at Ind.	W	1/0	0	0	0	0.0	0.0	0	0	-	0	0	0	0	0
12/24	at Was.	L	1/0	1	0	1	0.0	0.0	0	0	-	0	0	0	0	0
12/31	KC	L	1/0	1	1	0	0.0	0.0	0	0	-	0	0	0	0	0
Totals			6/0	6	4	2	0.0	0.0	0	0	-	0	0	0	0	0

2016, DENVER (9-7)

Date	Opp.	W/L	GP/GS	Total	TACKLES			Yds.	INTERCEPTIONS				FUMBLES			
					Solo	Asst.	Sacks		No.	Yds.	Lg.	TD	PD	FF	FR	Yds.
9/8	Car.	W			(INACTIVE)											
9/18	Ind.	W			(INACTIVE)											
9/25	at Cin.	W			(PRACTICE SQUAD)											
10/2	at TB	W			(PRACTICE SQUAD)											
10/9	Atl.	L			(PRACTICE SQUAD)											
10/13	at SD	L			(PRACTICE SQUAD)											
10/24	Hou.	W			(PRACTICE SQUAD)											
10/30	SD	W			(PRACTICE SQUAD)											
11/6	at Oak.	L			(PRACTICE SQUAD)											
11/13	at NO	W			(PRACTICE SQUAD)											
11/27	KC	L			(PRACTICE SQUAD)											
12/4	at Jac.	W			(PRACTICE SQUAD)											
12/11	at Ten.	L			(PRACTICE SQUAD)											
12/18	NE	L			(PRACTICE SQUAD)											
12/25	at KC	L			(PRACTICE SQUAD)											
1/1/17	Oak.	W	1/0	2	2	0	0.0	0.0	0	0	-	0	0	0	0	0
Totals			1/0	2	2	0	0.0	0.0	0	0	-	0	0	0	0	0



DENZEL PERRYMAN

52

POSITION: Linebacker
HT/WT: 5-11/240
ACQUIRED: TR-'21 (Car.)
BORN: 12/5/92

NFL SEASON: 8
RAIDERS SEASON: 2
COLLEGE: Miami
HOMETOWN: Miami, Fla.

TRANSACTIONS: Selected by San Diego Chargers in the second round (48th overall) of the 2015 NFL Draft May 1, 2015... Signed as an unrestricted free agent with Carolina Panthers, March 18, 2021... Acquired via trade by Las Vegas Raiders, Aug. 26, 2021.

CAREER: Veteran linebacker enters his eighth season in the NFL and second with the Raiders... In 2021, started all 15 games he appeared in and earned his first Pro Bowl honors after recording a career-high 154 tackles (102), three passes defended, one forced fumble and two fumble recoveries... In 2020, played in 13 games with six starts, compiling 48 tackles (25), one sack, one pass defended and one forced fumble... Appeared in 14 games with 10 starts in 2019, finishing second on the team with 68 tackles (51) while adding one INT, one pass defended and one forced fumble... In 2018, started all nine games he appeared in and totaled 51 tackles (30), one INT and two passes defended... Played in seven games with six starts, recording 37 tackles (25) and one fumble recovery... In 2016, appeared in 12 games with 11 starts and posted 71 tackles (55), two sacks, one INT and two passes defended... As a rookie in 2015, played in 14 games and made nine starts, tallying 67 tackles (58), two sacks and one forced fumble... Has appeared in 84 career games with 66 starts, totaling 496 tackles (346), five sacks, three INTs, nine passes defended, four forced fumbles and three fumble recoveries.

AT A GLANCE

- Earned his first Pro Bowl selection in 2021 after recording a career-high 154 tackles, sixth-most in the NFL and most by a Raiders player since 2000.
- Played in 69 games with 51 starts with the Chargers from 2015–20, totaling 342 tackles (243 solo), five sacks, three INTs, six passes defended, three forced fumbles and one fumble recovery.

2021: Started all 15 games he appeared in, setting a new career high for both games played and started... Earned his first Pro Bowl honors after tying for third in the league with 154 tackles (102 solo) and adding three passes defended, one forced fumble and two fumble recoveries... His 154 tackles also marked a career best... **(9/13) vs. Bal.:** Started in his Raiders debut, leading the team with 10 tackles (five) and recording one fumble recovery... **(9/19) at Pit.:** Led the team for the second consecutive week... Recorded 12 tackles (six) in the win... **(9/26) vs. Mia.:** Finished with a team- and career-high 14 tackles (10 solo), marking his third consecutive contest leading the team and with 10-plus tackles... **(10/4) at LAC:** Finished tied for the team lead with 12 tackles (eight), marking his fourth-straight game with at least 10 tackles... **(10/10) vs. Chi.:** Led the team for the fifth straight week with 12 stops (10)... **(10/17) at Den.:** Finished tied with a team-high 11 tackles (six solo) and added one fumble recovery... **(10/24) vs. Phi.:** Tied for the team lead with eight tackles (seven), adding three passes defended in the win... **(11/7) at NYG:** Finished with a team-high 10 tackles (seven), adding one pass defended... **(11/14) vs. KC:** Started and finished with 11 tackles (seven)... **(11/21) vs. Cin.:** Tied the team lead with 12 tackles (nine), including two for loss... **(11/25) at Dal.:** Finished with seven tackles (two)... **(12/5) vs. Was.:** Recorded a game-high 12 tackles (nine)... **(12/12) at KC:** Inactive... **(12/20) at Cle.:** Inactive... **(12/22) at Ind.:** Recorded seven tackles (five) in the win, adding one forced fumble... **(1/9/22) vs. LAC:** Led the team with nine tackles (eight) in the win... **Postseason: (1/15/22) at Cin.:** Led the team with nine tackles (six).

2020 (WITH LAC): Played in 13 games with six starts, totaling 48 tackles (25 solo), one sack, one pass defended and one forced fumble... Missed three games from Weeks 13–15 due to injury... **(9/13) at Cin.:** Posted three tackles (one) and one forced fumble... **(9/20) vs. KC:** Recorded three tackles... **(9/27) vs. Car.:** Registered four tackles... **(10/4) at TB:** Tallied six tackles (two) and one pass defended... **(10/12) at NO:** Posted one tackle... **(10/25) vs. Jac.:** Made his first start on the season and recorded three tackles (two)... **(11/8) vs. LV:** Posted three tackles (one)... **(11/15) at Mia.:** Registered three tackles (two)... **(11/22) vs. NYJ:** Finished with four tackles (two) and one sack... **(11/29) at Buf.:** Recorded four tackles (two)... **(12/27) vs. Den.:** Posted seven tackles (five)... **(1/31/21) at KC:** Tied a season-high with seven tackles (four).

2019 (WITH LAC): Appeared in 14 games with 10 starts and finished second on the team 68 tackles (51 solo)... Added one INT, one pass defended and one forced fumble... **(9/22) vs. Hou.:** Made his first start of the season and recorded six tackles (three)... **(9/29) at Mia.:** Posted three tackles... **(10/6) vs. Den.:** Registered four tackles (three)... **(10/13) vs. Pit.:** Finished with five tackles (four)... **(10/20) at Ten.:** Recorded a season-high eight tackles (six)... **(10/27) at Chi.:** Posted seven tackles (five)... **(11/3) vs. GB:** Registered five tackles (four)... **(11/18) vs. KC:** Tallied seven tackles (six) and one forced fumble... **(12/1) at Den.:** Finished with four tackles (three), one INT and one pass defended... **(12/15) vs. Min.:** Recorded six tackles (five)... **(12/22) vs. LV:** Posted seven tackles (four)... **(12/29) at KC:** Registered six tackles (five).

2018 (WITH LAC): Started all nine games he appeared in and totaled 51 tackles (30 solo), one INT and two passes defended... Was placed on the Reserve/Injured List in Week 9 after suffering a



PERRYMAN

season-ending knee injury... **(9/9) vs. KC:** Posted four tackles (two)... **(9/16) at Buf.:** Recorded six tackles... **(9/23) at LAR:** Registered a season-high 10 tackles (six)... **(9/30) vs. SF:** Tallied four tackles (two) and one pass defended... **(10/7) vs. LV:** Finished with seven tackles (four)... **(10/14) at Cle.:** Recorded eight tackles (two)... **(10/21) vs. Ten.:** Registered eight tackles (six) and his first INT of the season... **(11/4) at Sea.:** Posted four tackles (two).

2017 (WITH LAC): Played in seven games with six starts, totaling 37 tackles (25 solo) and one fumble recovery... Began the season on the Reserve/Injured List after suffering an ankle injury in the preseason... **(11/12) at Jac.:** Registered a season-high 10 tackles (nine)... **(11/19) vs. Buf.:** Posted five tackles (three)... **(11/23) at Dal.:** Recorded seven tackles (four)... **(12/3) vs. Cle.:** Totaled three tackles and one fumble recovery... **(12/10) vs. Was.:** Recorded nine tackles (five)... **(12/31) vs. Oak.:** Posted three tackles (two).

2016 (WITH SD): Appeared in 12 games with 11 starts, totaling 71 tackles (55 solo), two sacks, one INT and two passes defended... **(9/11) at KC:** Posted four tackles... **(9/18) vs. Jac.:** Tallied four tackles (three) and one pass defended... **(9/25) at Ind.:** Recorded nine tackles (seven)... **(10/2) vs. NO:** Posted four tackles (one)... **(10/13) vs. Den.:** Recorded three tackles... **(10/23) at Atl.:** Tallied seven tackles (six), his first career INT and one pass defended... **(10/30) at Den.:** Posted one tackle... **(11/27) at Hou.:** Registered a season-high 10 tackles (six)... **(12/4) vs. TB:** Recorded nine tackles... **(12/11) at Car.:** Posted nine tackles (seven) and two tackles for loss... **(12/18) vs. Oak.:** Recorded four tackles (three)... **(12/24) at Cle.:** Tallied seven tackles (five) and one sack.

2015 (WITH SD): Played in 14 games with nine starts as a rookie, finishing with 67 tackles (58 solo), two sacks and one forced fumble... **(9/13) vs. Det.:** Made his NFL debut and recorded one tackle on special teams... **(9/20) at Cin.:** Registered five tackles on special teams... **(10/4) vs. Cle.:** Posted four tackles (three)... **(10/18) at GB:** Made his first career start at linebacker and tallied eight tackles (seven) and one forced fumble... **(10/25) vs. Oak.:** Posted three tackles... **(11/22) vs. KC:** Recorded six tackles (three) and his first career sack... **(11/29) at Jac.:** Registered seven tackles (six)... **(12/6) vs. Den.:** Finished with 10 tackles... **(12/13) at KC:** Recorded five tackles (four)... **(12/20) vs. Mia.:** Posted six tackles (five)... **(12/24) at Oak.:** Totaled a season-high 11 tackles (10) and one sack... **(1/3/16) at Den.:** Recorded six tackles and two tackles for loss.

COLLEGE: Played four seasons (2011–14) at Miami, appearing in 47 games with 37 starts... Totaled 351 tackles, 4.5 sacks, two INTs, eight passes defended and seven forced fumbles... Named an All-ACC first team selection as a senior and junior... As a senior in 2014, played in all 13 games and led the team with 110 tackles (79 solo) while adding two sacks, five passes defended and three forced fumbles... Earned third-team All-American honors by the Associated Press... Named a Butkus Award finalist... As a junior in 2013, started all 13 games and finished with 108 tackles (69), 1.5 sacks, three passes defended and one forced fumble... Played in nine games with six starts as a sophomore in 2012... Named third-team All-ACC selection Totaled 64 tackles (45) and one INT returned for a TD... As a true freshman in 2011, appeared in 12 games with five starts... Finished first among all ACC freshman with 69 tackles (47) while adding one sack and two forced fumbles.

PERSONAL: Attended Coral Gables (Fla.) High School... Finished his senior year with 137 tackles, four sacks and one INT returned for a TD... As a junior, was named Area Defensive Player of the Year after recording 126 tackles... Totaled 105 tackles, four sacks and two INTs as a sophomore... Played linebacker and tight end while also seeing action at kicker and punter... Lettered one year in basketball.

ADDITIONAL STATISTICS: Special Teams Tackles – 6 in 2015, 1 in 2016. NFL Totals: 7.

SINGLE-GAME HIGHS: TACKLES: Total – 14, 9/26/21 vs. Mia. Solo – 10, four times; last: 10/10/21 vs. Chi. Sacks – 1, five times; last: 11/22/20 vs. NYJ. Forced Fumbles – 1, four times; last: 1/2/22 at Ind. Fumbles Recovered – 1, three times; last: 10/17/21 at Den. Interceptions – 1, three times; last: 12/1/19 at Den. Passes defended – 2, 11/21/21 vs. Cin.

DENZEL PERRYMAN GAME-BY-GAME

2017, LOS ANGELES CHARGERS (9-7)

Date	Opp.	W/L	GP/GS	TACKLES					INTERCEPTIONS				FUMBLES				
				Total	Solo	Asst.	Sacks	Yds.	No.	Yds.	Lg.	TD	PD	FF	FR	Yds.	
9/11	at Den.	L						(RESERVE/INJURED LIST - ANKLE)									
9/17	Mia.	L						(RESERVE/INJURED LIST - ANKLE)									
9/24	KC	L						(RESERVE/INJURED LIST - ANKLE)									
10/1	Phi.	L						(RESERVE/INJURED LIST - ANKLE)									
10/8	at NYG	W						(RESERVE/INJURED LIST - ANKLE)									
10/15	at Oak.	W						(RESERVE/INJURED LIST - ANKLE)									
10/22	Den.	W						(RESERVE/INJURED LIST - DESIGNATED FOR RETURN- ANKLE)									
10/29	at NE	L						(RESERVE/INJURED LIST - DESIGNATED FOR RETURN- ANKLE)									
11/12	at Jac.	L	1/1	10	9	1	0.0	0.0	0	0	-	0	0	0	0	0	0
11/19	Buf.	W	1/1	5	3	2	0.0	0.0	0	0	-	0	0	0	0	0	0
11/23	at Dal.	W	1/1	7	4	3	0.0	0.0	0	0	-	0	0	0	0	0	0
12/3	Cle.	W	1/1	3	2	1	0.0	0.0	0	0	-	0	0	0	1	0	0
12/10	Was.	W	1/1	9	5	4	0.0	0.0	0	0	-	0	0	0	0	0	0
12/16	at KC	L	1/1	0	0	0	0.0	0.0	0	0	-	0	0	0	0	0	0
12/24	at NYJ	W						(INACTIVE - HAMSTRING)									
12/31	Oak.	W	1/0	3	2	1	0.0	0.0	0	0	-	0	0	0	0	0	0
Totals			7/6	37	25	12	0.0	0.0	0	0	-	0	0	0	1	0	0

2016, LOS ANGELES CHARGERS (5-11)

Date	Opp.	W/L	GP/GS	TACKLES					INTERCEPTIONS				FUMBLES				
				Total	Solo	Asst.	Sacks	Yds.	No.	Yds.	Lg.	TD	PD	FF	FR	Yds.	
9/11	at KC	L	1/1	4	4	0	0.0	0.0	0	0	-	0	0	0	0	0	0
9/18	Jac.	W	1/1	4	3	1	0.0	0.0	0	0	-	0	0	0	0	0	0
9/25	at Ind.	L	1/1	9	7	2	1.0	3.0	0	0	-	0	0	0	0	0	0
10/2	NO	L	1/1	4	1	3	0.0	0.0	0	0	-	0	0	0	0	0	0
10/9	at Oak.	L						(INACTIVE - SHOULDER)									
10/13	Den.	W	1/0	3	3	0	0.0	0.0	0	0	-	0	0	0	0	0	0
10/23	at Atl.	W	1/1	7	6	1	0.0	0.0	1	1	1	0	1	0	0	0	0
10/30	at Den.	L	1/1	1	1	0	0.0	0.0	0	0	-	0	0	0	0	0	0
11/6	Ten.	W						(INACTIVE - HAMSTRING)									
11/13	Mia.	L						(INACTIVE - HAMSTRING)									
11/27	at Hou.	W	1/1	10	6	4	0.0	0.0	0	0	-	0	0	0	0	0	0
12/4	TB	L	1/1	9	9	0	0.0	0.0	0	0	-	0	0	0	0	0	0
12/11	at Car.	L	1/1	9	7	2	0.0	0.0	0	0	-	0	0	0	0	0	0
12/18	Oak.	L	1/1	4	3	1	0.0	0.0	0	0	-	0	0	0	0	0	0
12/24	at Cle.	L	1/1	7	5	2	1.0	5.0	0	0	-	0	0	0	0	0	0
1/1/17	KC	L						(INACTIVE - KNEE)									
Totals			12/11	71	55	16	2.0	8.0	1	1	1	0	1	0	0	0	0

2015, LOS ANGELES CHARGERS (4-12)

Date	Opp.	W/L	GP/GS	TACKLES					INTERCEPTIONS				FUMBLES				
				Total	Solo	Asst.	Sacks	Yds.	No.	Yds.	Lg.	TD	PD	FF	FR	Yds.	
9/13	Det.	W	1/0	0	0	0	0.0	0.0	0	0	-	0	0	0	0	0	0
9/20	at Cin.	L	1/0	0	0	0	0.0	0.0	0	0	-	0	0	0	0	0	0
9/27	at Min.	L	1/0	0	0	0	0.0	0.0	0	0	-	0	0	0	0	0	0
10/4	Cle.	W	1/0	4	3	1	0.0	0.0	0	0	-	0	0	0	0	0	0
10/12	Pit.	L	1/0	1	1	0	0.0	0.0	0	0	-	0	0	0	0	0	0
10/18	at GB	L	1/1	8	7	1	0.0	0.0	0	0	-	0	0	1	0	0	0
10/25	Oak.	L	1/1	3	3	0	0.0	0.0	0	0	-	0	0	0	0	0	0
11/1	at Bal.	L						(INACTIVE - ARM)									
11/9	Chi.	L						(INACTIVE - ARM)									
11/22	KC	L	1/1	6	3	3	1.0	14.0	0	0	-	0	0	0	0	0	0
11/29	at Jac.	W	1/1	7	6	1	0.0	0.0	0	0	-	0	0	0	0	0	0
12/6	Den.	L	1/1	10	10	0	0.0	0.0	0	0	-	0	0	0	0	0	0
12/13	at KC	L	1/1	5	4	1	0.0	0.0	0	0	-	0	0	0	0	0	0
12/20	Mia.	W	1/1	6	5	1	0.0	0.0	0	0	-	0	0	0	0	0	0
12/24	at Oak.	L	1/1	11	10	1	1.0	9.0	0	0	-	0	0	0	0	0	0
1/3/16	at Den.	L	1/1	6	6	0	0.0	0.0	0	0	-	0	0	0	0	0	0
Totals			14/9	67	58	9	2.0	23.0	0	0	-	0	0	1	0	0	0



DARIUS PHILLIPS

20

POSITION: Cornerback
HT/WT: 5-9/188
ACQUIRED: UFA-'22 (Cin.)
BORN: 06/26/95

NFL SEASON: 5
RAIDERS SEASON: 1
COLLEGE: Western Michigan
HOMETOWN: Detroit, Mich.

TRANSACTIONS: Selected by Cincinnati Bengals in the fifth round (170th overall) of the 2018 NFL Draft, April 27, 2018. ...Signed by Las Vegas Raiders as an unrestricted free agent, March 17, 2022.

CAREER: Begins his fifth NFL season and first with the Silver and Black after playing four years with the Cincinnati Bengals...Has played in 47 career games with 10 starts...Career totals include 66 tackles (56 solo), five INTs, 23 passes defended and three forced fumbles...Also served as a returner, totaling 30 career punt returns for 209 yards (7.0 avg.) and 25 career kickoff returns for 542 yards (21.7 avg.)...Used primarily as a return specialist in 2021 before missing the season's final four games and the playoffs due to an injury...In 2020, started a career-high eight games and registered one INT and a career-best 12 passes defended...In 2019, picked off a career-high four passes and set career-highs with 17 kickoff returns for 373 yards (21.9 avg.).

AT A GLANCE

- Career totals include 47 appearances with 10 starts, five INTs and 66 total tackles (56 solo) over four seasons with the Cincinnati Bengals.
- Has 30 career punt returns for 209 yards (7.0 avg.) and 25 career kickoff returns for 542 yards (21.7 avg.).
- Set numerous records at Western Michigan as a prolific returner, including the FBS mark for cumulative returns for TDs (12) and the FBS record with five career INTs for TDs.

2021 (WITH CIN.): Played in 12 games, primarily as a return specialist...Set a career-high with 25 punt returns for 177 yards (7.1 avg.)...Also returned eight kickoffs for 169 yards (21.1 avg.) with a long return of 32 yards...Defensively, totaled seven tackles (five) and two passes defended...**(9/12) vs. Min.:** Returned a season-high five punts for 53 yards, averaging 10.6 yards per return...**(9/26) at Pit.:** Totaled a season-high five tackles (three)...**(11/21) at LV:** Returned two kickoffs for a season-high 57 yards (28.5 avg.)...Missed final four games of the regular season and the playoffs due to injury.

2020 (WITH CIN.): Played in 12 games with a career-high eight starts in the secondary...Posted a career-high 36 tackles (29) and 12 passes defended...Also recorded two forced fumbles and one INT...**(10/25) vs. Cle.:** Recorded three solo tackles and picked off a Baker Mayfield pass, returning the INT 21 yards to set up a Bengals TD...**(12/21) vs. Pit.:** Notched three passes defended, including two that came on third-down plays...**(12/27) at Hou.:** Logged a season-high nine tackles (seven) and forced two fumbles...Missed four games due to injury.

2019 (WITH CIN.): Saw action in eight games with one start...Led team with four INTs for 82 return yards...Also totaled seven passes defended...Served as primary kick returner, returning 17 kickoffs for 373 yards (21.9 avg.)...Also returned three punts for eight yards...**(9/15) vs. SF:** Returned kickoffs for the first time, totaling 100 yards on four returns...**(9/22) at Buf.:** Recorded first-career INT and returned the pick 27 yards to set up a Bengals TD drive...**(12/8) at Cle.:** Returned a career-high five kickoffs for 114 yards (22.8 avg.)...**(12/22) at Mia.:** Recorded his second INT of the season, picking off Ryan Fitzpatrick and totaling three passes defended...**(12/29) vs. Cle.:** Registered a career-high two INTs, picking off Baker Mayfield twice and amassing 55 yards in returns...Missed eight games due to injury.

2018 (WITH CIN.): Played in 15 games with one start as a rookie...Credited with 19 tackles (18), two passes defended and one forced fumble...**(9/9) at Ind.:** Made NFL debut, posting one solo tackle...**(9/13) vs. Bal.:** Returned first-career punts, totaling two returns for 24 yards...Also recovered a fumble...**(10/14) vs. Pit.:** Recorded a forced fumble in the fourth quarter...**(10/28) vs. TB:** Totaled a season-high five solo tackles...**(12/9) at LAC:** Made first-career start...**(12/23) at Cle.:** Matched a season high with five stops (four).

COLLEGE: Played in 51 games in four seasons at Western Michigan...Set FBS career record with 12 total returns for TDs...Also set FBS record with five career INTs for TDs and ranked sixth in FBS history with 3,145 career kickoff return yards...Totaled 127 career tackles, including 13 tackles for loss, 47 passes defended, 12 INTs, four forced fumbles and three fumble recoveries...Scored 14 total TDs, five on kickoff returns, one on a punt return, five on INT returns, one on a fumble recovery and two receiving...Tied FBS record with five TDs on INT returns...Named MAC Special Teams Player of the Year in both 2016 and 2017...As a junior, tied the MAC single-season record with three INT returns for TDs...Returned an INT 85 yards for a TD at Central Michigan and returned a pick 75 yards for a score against Ball State...Returned a kickoff 100 yards for a TD and took an INT 70 yards to the end zone against Georgia Southern...As a sophomore, named second-team All-MAC as both a cornerback and kick returner...Earned MAC Special Teams Player of the Week honors after setting a career high with 185 total kick return yards against Michigan State, including a 100-yard return for a TD in the second quarter...As a freshman, named third-team All-MAC as a kick returner and tabbed for Freshman All-American honors by the Sporting News...Led the MAC with a 26.4 kickoff return average and caught two TDs as a wide receiver...Redshirted as a true freshman...Began collegiate career as a wide receiver before moving to cornerback.

PERSONAL: Attended Robichaud High School in Dearborn Heights, Mich....Ranked as the No. 37 recruit in Michigan on the Detroit News Blue Chip 60 list...Ranked as the No. 50 recruit in Michigan on Mick McCabe's Detroit Free Press Fab-50 list...Rated as a two-star recruit by Rivals.com...Also lettered in basketball.

ADDITIONAL STATISTICS: Special teams tackles – 3 in 2018, 1 in 2019, 2 in 2020, 1 in 2021; NFL Totals: 7

SINGLE-GAME HIGHS: TACKLES: Total – 9, 12/27/20 at Hou. Solo – 7, 12/27/20 at Hou. Interceptions – 2, 12/29/19 vs. Cle. Passes defended – 3, three times, last: 12/21/20 vs. Pit. Forced fumbles – 2, 12/27/20 at Hou. RETURNS: Kickoff – 5, 12/8/19 at Cle. Yards – 114, 12/8/19 at Cle. Punt – 5, 9/12/21 vs. Min. Yards – 53, 9/12/21 vs. Min.



HUNTER RENFROW

13

POSITION: Wide Receiver
HT/WT: 5-10/185
ACQUIRED: D5-'19
BORN: 12/21/95

NFL SEASON: 4
RAIDERS SEASON: 4
COLLEGE: Clemson
HOMETOWN: Myrtle Beach, S.C.


TRANSACTIONS: Selected by Oakland Raiders in the fifth round (149th overall) of the 2019 NFL Draft, April 27, 2019.

CAREER: Elusive receiver enters his fourth year with the Silver and Black after one of the most productive starts by a receiver in club history...In 2021, became just the third player in franchise history to record 100-plus receptions in a single season, with his 103 catches ranking second-most by a Raiders wide receiver, earning his first Pro Bowl selection...Also became just the second wide receiver to record both 100-plus receptions and 1,000-plus receiving yards in a single season...Appeared in 16 contests in 2020 and made six starts, compiling 56 receptions for 656 yards and two TDs...Became the sixth player in franchise history to record 500 receiving yards in each of his first two seasons...In 2019, appeared in 13 games with four starts, totaling 49 receptions for 38 yards and four TDs...Career totals include 46 games with 19 starts, totaling 208 receptions for 2,299 yards and 15 TDs...Has also recorded 59 punt returns for 606 yards (10.3 avg.).

AT A GLANCE

- In 2021, became just the third player in franchise history to record 100-plus receptions in a single season, with his 103 catches ranking second-most by a Raiders wide receiver, earning his first Pro Bowl selection.
- Appeared in all 17 contests with nine starts in 2021, setting career highs in receptions (103), receiving yards (1,038) and TDs (nine).
- His 49 receptions in 2019 ranks second all-time among rookie receivers in Raiders lore.
- Posted College Football Playoff records with 37 receptions and four TDs in seven career CFP games, helping Clemson capture two National Championships in 2016 and 2018.

2021: Appeared in 17 games with nine starts, earning his first Pro Bowl selection...Recorded career highs with 103 receptions for 1,038 yards and nine TDs...Totalled 31 punts returns for 33 yards (9.8 avg.)...His 9.8 punt return averaged ranked fourth in the NFL...Became just the third player in franchise history to record 100-plus receptions in a single season, with his 103 catches ranking second-most by a Raiders wide receiver...Also became just the second wide receiver to record both 100-plus receptions and 1,000-plus receiving yards in a single season...**(9/13) vs. Bal.:** Recorded six receptions for 70 yards in the season opener...**(9/19) at Pit.:** Finished with five receptions for 57 yards in the win...Also returned two punts for 26 yards...**(9/26) vs. Mia.:** Tied the team-high five receptions for 77 yards with one TD in the win...**(10/4) at LAC:** Led the team with six receptions for 45 yards with one TD...**(10/10) vs. Chi.:** Led the team with six receptions for 56 yards...**(10/17) at Den.:** Recorded three receptions for 36 yards and one punt return for five yards...**(10/24) vs. Phi.:** Led the team with seven receptions for 58 yards in the win...**(11/7) at NYG:** Started and tied a game-high seven receptions for 49 yards with one touchdown...**(11/14) vs. KC:** Led the team with seven receptions and finished with 46 yards and one TD...**(11/21) vs. Cin.:** Recorded four receptions for 30 yards and added one carry for five yards...Also returned two punts for 23 yards...**(11/25) at Dal.:** Registered career highs in receptions (eight) and receiving yards (134)...**(12/5) vs. Was.:** Recorded nine receptions for 102 yards with a 28-yard long...**(12/12) at KC:** Finished with a career-high 13 receptions for 117 yards with one TD...**(12/20) at Cle.:** Totalled three receptions for 32 yards in the win...Returned four punts for 31 yards with a 29-yard long...**(12/26) vs. Den.:** Finished with three receptions for 40 yards with one TD...Became just the third Raiders wide receiver to record 90-plus catches in a season, joining WRs Tim Brown and Jerry Rice...**(1/2/22) at Ind.:** Recorded seven receptions for 76 yards with one TD in the win...His 76 receiving yards brings his season total to 1,025 yards, becoming the first Raiders wide receiver to eclipse 1,000-plus since WR Michael Crabtree in 2016...Also returned three punts for 64 yards...**(1/9/22) vs. LAC:** Recorded four receptions for 13 yards with two TDs in the win...**Postseason:** **(1/15/22) at Cin.:** Led the team with eight receptions for 58 yards.



2020: Appeared in all 16 games for the first time in his career, making six starts...Totalled 56 receptions and 656 yards, adding two TDs...Also returned 23 punts for 265 yards (11.5 avg.)...His career-high average of 11.5 yards per punt return ranked second in the NFL among all qualifying players and stands as the 13th-best mark in franchise history...Became just the sixth player in club history to record 500 receiving yards in each of his first two seasons...Also became just the fourth player in franchise history to surpass 100 receptions in his first two years...**(9/13) at Car.:** Recorded two receptions for 21 yards, while adding two punt returns for 37 yards (18.5 avg.)...**(9/21) vs. NO:** Hauled in three passes for 37 yards in addition to one punt return for five yards...**(9/27) at NE:** Led all receivers in the contest with 84 yards on six receptions (14.0 avg.) and recorded his first TD of the season...**(10/4) vs. Buf.:** Recorded five catches for 57 yards (11.4 avg.) with a 37-yard long...Added one punt return for 16 yards...**(10/11) at KC:** Made one catch for a season-long 42 yards...Also handled punting duties on special teams...**(10/25) vs. TB:** Finished with

RENFROW

four receptions for 42 yards...**(11/1) at Cle.:** Finished with four receptions for 26 yards and one TD...Hauled in a 4-yard TD pass from QB Derek Carr, culminating a 15-play, 74-yard drive to give the Raiders a 13-6 lead in the fourth quarter...Added one punt return for 13 yards...**(11/8) at LAC:** Finished with two catches for a team-high 60 yards, including a season-long 53-yard reception on third down that led to a Raiders score...**(11/15) vs. Den.:** Started and recorded two catches for 30 yards...Added three punt returns for 20 yards...**(11/22) vs. KC:** Recorded two receptions for 37 yards (18.5 avg.), while adding two punt returns for 11 yards...**(11/29) at Atl.:** Posted game highs in receptions (seven) and receiving yards (73)...His seven receptions tied a career high...**(12/6) at NYJ:** Started and hauled in four passes for 47 yards...Added two punt returns for 23 yards...**(12/13) vs. Ind.:** Finished with five receptions for 38 yards...Added one punt return for 11 yards...**(12/17) vs. LAC:** Posted one reception for four yards before exiting the game in the third quarter due to a concussion suffered while returning a punt...**(12/26) vs. Mia.:** Finished with five receptions for 34 yards...Registered career highs in punt returns (five), punt return yards (61) and punt return long (32)...Became only the fourth player in franchise history to surpass 100 receptions in his first two seasons...**(1/3/21) at Den.:** Recorded three receptions for 24 yards...Also returned one punt for 21 yards.



2019: Appeared in 13 games with four starts in his rookie campaign...Recorded 49 receptions for 606 yards with four TDs...His 49 catches rank second in franchise history for most receptions by a rookie in a single season...Was just the eighth player since 2000 who was drafted in the fifth round or later to record at least 600 receiving yards and four TD receptions as a rookie...Was one-of-two players to record two TD receptions of at least 50 yards on third down, joining WR DeSean Jackson...Ranked second among all rookie receivers with 16 first-down receptions coming on third down...Ranked seventh among all rookies with 49 receptions...**(9/9) vs. Den.:** Made his NFL debut in the victory, recording two receptions for 13 yards...Also appeared on special teams...**(9/15) vs. KC:** Recorded four receptions for 30 yards...**(9/22) at Min.:** Recorded three receptions for 28 yards in the contest...**(9/29) at Ind.:** Recorded two receptions for 18 yards in the win...**(10/6) vs. Chi.:** Started and re-

corded one catch for 12 yards...**(10/20) at GB:** Finished the day with two receptions for 14 yards...**(10/27) at Hou.:** Recorded his first career TD on a career-long 65-yard reception...The 65-yard TD reception tied for the fifth-longest TD reception by a Raider rookie since 1970...Finished with 88 yards on four receptions with one TD...**(11/3) vs. Det.:** Scored the game-winning TD with 2:04 remaining on a nine-yard pass from QB Derek Carr, capping a 7-play, 75-yard drive lasting 3:12...Finished with a team-high six receptions for 54 yards with one TD...**(11/7) vs. LAC:** Tied for the team lead with four receptions for 42 yards in the primetime victory...**(11/17) vs. Cin.:** Tied for the team lead with five receptions for 66 yards (13.2 avg.) with a 27-yard long...**(11/24) at NYJ:** Started in the contest, recording three receptions for 31 yards...**(12/22) at LAC:** Finished with 107 yards on seven receptions (15.3 avg.) with one TD...Recorded his first career 100-yard receiving game, becoming the first Raiders rookie wide receiver since 2015 to record 100 receiving yards in a contest (last: Amari Cooper - 120; Dec. 20, 2015 vs. GB)...Added three punt returns for 33 yards (11.0 avg.)...**(12/29) at Den.:** Finished with 102 yards on six receptions (17.0 avg.) with one TD...Recorded consecutive 100-yard receiving contests for the first time in his career and became the first Raiders rookie to accomplish the feat since 2015...Surpassed TE Zach Miller for second-most receptions (49) in franchise history by a rookie in a single season.

COLLEGE: Four-year starter who appeared in 55 games during his career at Clemson (2015-18)...A two-time third-team All-ACC selection, Burlsworth Trophy winner, Bobby Bowden Award winner and a permanent team captain...His 47 starts were the most by a receiver in school history...Left Clemson ranked fifth in receptions (186) and 11th in receiving yards (2,133)...In 2018, started in all 15 contests...Won the Burlsworth Trophy, given to college football's most outstanding player who began career as a walk-on...Earned third-team All-ACC honors...Tallied 49 receptions for 544 yards with one TD...In 2017, started 13 games, posting 60 receptions for 602 yards with three TDs...Earned his first All-ACC Third Team selection...Ranked 10th in the ACC in receptions (60) and ninth in receptions per game (4.3)...In 2016, shared the Hustle Award on offense with T Mitch Hyatt...Appeared in 11 games, missing four games due to injury...Compiled 44 receptions for 495 yards and a six TDs...In 2015, saw his first action with the Tigers, starting 10 contests...Finished fifth on the team with 33 receptions for 492 yards and five TDs...His 14.9 yards per reception was third-best on the team...Shared Co-Offensive Player of the Game honors with Watson after grabbing seven passes for 88 yards, including two TDs in the National Championship against Alabama...Redshirted as a freshman in 2014...Majored in economics.

PERSONAL: Attended Socastee High School in Myrtle Beach, S.C. ...Was a dual-threat quarterback and ranked as a two-star recruit by Rivals.com...Also played baseball...Was rated as the No. 6 outfielder in South Carolina by Diamond Prospects...Father, Tim, played defensive back at Wofford...His brother, Cole, played tight end for Clemson in 2017.

SINGLE-GAME HIGHS: RECEIVING: Receptions - 13, 12/12/21 at KC. Yards - 134, 11/25/21 at Dal. Long - 65t, 10/27/19 at Hou. Touchdowns - 2, 1/9/22 vs. LAC. RETURNS: Punt - 5, 12/26/20 vs. Mia. Yards 64, 1/2/22 at Ind. Long - 41, 1/2/22 at Ind.

HUNTER RENFROW'S CAREER STATISTICS

Year	Team	GP	GS	RECEIVING					RUSHING					TOTAL OFFENSE
				Rec.	Yds.	Avg.	Lg.	TD	Att.	Yds.	Avg.	Lg.	TD	
2019	Oakland	13	4	49	605	12.3	65t	4	0	0	-	-	0	605
2020	Las Vegas	16	6	56	656	11.7	53	2	0	0	-	-	0	656
2021	Las Vegas	17	9	103	1,038	10.1	54	9	3	3	1.0	5	0	1,041
Totals		46	19	208	2,299	11.1	65t	15	3	3	1.0	5	0	2,302
POSTSEASON														
2021	Las Vegas	1	0	8	58	7.3	16	0	0	0	0.0	0	0	58
Totals		1	0	8	58	7.3	16	0	0	0	0.0	0	0	58

HUNTER RENFROW GAME-BY-GAME

2021, LAS VEGAS (10-7)

Date	Opp.	W/L	GP/GS	RECEIVING					RUSHING					TOTAL OFFENSE
				Rec.	Yds.	Avg.	Lg.	TD	Att.	Yds.	Avg.	Lg.	TD	
9/13	Bal.	W	1/0	6	70	11.7	27	0	0	0	-	-	0	70
9/19	at Pit.	W	1/0	5	57	11.4	23	0	0	0	-	-	0	57
9/26	Mia.	W	1/0	5	77	15.4	25	1	0	0	-	-	0	77
10/4	at LAC	L	1/1	6	45	7.5	12	1	0	0	-	-	0	45
10/10	Chi.	L	1/1	6	56	9.3	17	0	0	0	-	-	0	56
10/17	at Den.	W	1/0	3	36	12.0	25	0	0	0	-	-	0	36
10/24	Phi.	W	1/0	7	58	8.3	16	0	0	0	-	-	0	58
11/7	at NYG	L	1/1	7	49	7.0	20	1	0	0	-	-	0	49
11/14	KC	L	1/0	7	46	6.6	15	1	0	0	-	-	0	46
11/21	Cin.	L	1/1	4	30	7.5	9	0	1	5	5.0	5	0	35
11/25	at Dal.	W	1/1	8	134	16.8	54	0	1	2	2.0	2	0	136
12/5	Was.	L	1/1	9	102	11.3	28	0	0	0	-	-	0	102
12/12	at KC	L	1/1	13	117	9.0	19	1	0	0	-	-	0	117
12/20	at Cle.	W	1/0	3	32	10.7	13	0	0	0	-	-	0	32
12/26	Den.	W	1/1	3	40	13.3	18	1	0	0	-	-	0	40
1/2/22	at Ind.	W	1/1	7	76	10.9	24	1	0	0	-	-	0	76
1/9/22	LAC	W	1/0	4	13	3.3	12t	2	1	-4	-4.0	-4	0	9
Totals			17/9	103	1038	10.1	54	9	3	3	1.0	5	0	1,041
POSTSEASON														
1/15/22	at Cin.	L	1/0	8	58	7.3	16	0	0	0	-	-	0	58
Totals			1/0	8	58	7.3	16	0	0	0	-	-	0	58

2020, LAS VEGAS (8-8)

Date	Opp.	W/L	GP/GS	RECEIVING					RUSHING					TOTAL OFFENSE
				Rec.	Yds.	Avg.	Lg.	TD	Att.	Yds.	Avg.	Lg.	TD	
9/13	at Car.	W	1/0	2	21	10.5	11	0	0	0	-	-	0	21
9/21	NO	W	1/0	3	37	12.3	17	0	0	0	-	-	0	37
9/27	at NE	L	1/0	6	84	14.0	26	1	0	0	-	-	0	84
10/4	Buf.	L	1/0	5	57	11.4	37	0	0	0	-	-	0	57
10/11	at KC	W	1/0	1	42	42.0	42	0	0	0	-	-	0	42
10/25	TB	L	1/0	4	42	10.5	15	0	0	0	-	-	0	42
11/1	at Cle.	W	1/1	4	26	6.5	11	1	0	0	-	-	0	26
11/8	at LAC	W	1/1	2	60	30.0	53	0	0	0	-	-	0	60
11/15	Den.	W	1/1	2	30	15.0	25	0	0	0	-	-	0	30
11/22	KC	L	1/1	2	37	18.5	21	0	0	0	-	-	0	37
11/29	at Atl.	L	1/0	7	73	10.4	19	0	0	0	-	-	0	73
12/6	at NYJ	W	1/1	4	47	11.8	18	0	0	0	-	-	0	47
12/13	Ind.	L	1/0	5	38	7.6	13	0	0	0	-	-	0	38
12/17	LAC	L	1/0	1	4	4.0	4	0	0	0	-	-	0	4
12/26	Mia.	L	1/1	5	34	6.8	12	0	0	0	-	-	0	34
1/3/21	at Den.	W	1/0	3	24	8.0	14	0	0	0	-	-	0	24
Totals			16/6	56	656	11.7	53	2	0	0	-	-	0	656

HUNTER RENFROW GAME-BY-GAME

2019, LAS VEGAS (7-9)

Date	Opp.	W/L	GP/GS	RECEIVING					RUSHING					TOTAL OFFENSE
				Rec.	Yds.	Avg.	Lg.	TD	Att.	Yds.	Avg.	Lg.	TD	
9/9	Den.	W	1/0	2	13	6.5	10	0	0	0	-	-	0	13
9/15	KC	L	1/0	4	30	7.5	11	0	0	0	-	-	0	30
9/22	at Min.	L	1/0	3	28	9.3	12	0	0	0	-	-	0	28
9/29	at Ind.	W	1/0	2	18	9.0	10	0	0	0	-	-	0	18
10/6	Chi.	W	1/1	1	12	12.0	12	0	0	0	-	-	0	12
10/20	at GB	L	1/0	2	14	7.0	10	0	0	0	-	-	0	14
10/27	at Hou.	L	1/0	4	88	22.0	65t	1	0	0	-	-	0	88
11/3	Det.	W	1/0	6	54	9.0	17	1	0	0	-	-	0	54
11/7	LAC	W	1/0	4	42	10.5	14	0	0	0	-	-	0	42
11/17	Cin.	W	1/0	5	66	13.2	27	0	0	0	-	-	0	66
11/24	at NYJ	L	1/1	3	31	10.3	11	0	0	0	-	-	0	31
12/1	at KC	L		(INACTIVE - RIBS)										
12/8	Ten.	L		(INACTIVE - RIBS)										
12/15	Jac.	L		(INACTIVE - RIBS)										
12/22	at LAC	W	1/1	7	107	15.3	56t	1	0	0	-	-	0	107
12/29	at Den.	L	1/1	6	102	17.0	39	1	0	0	-	-	0	102
Totals			13/4	49	605	12.3	65t	4	0	0	-	-	0	605



AMIK ROBERTSON

21

POSITION: Cornerback
HT/WT: 5-8/183
ACQUIRED: D4b - '20
BORN: 07/06/98

NFL SEASON: 3
RAIDERS SEASON: 3
COLLEGE: Louisiana Tech
HOMETOWN: Thibodaux, La.

TRANSACTIONS: Selected by Las Vegas Raiders in the fourth round (139th overall) of the 2020 NFL Draft, April 25, 2020.

CAREER: Enters third season with the Silver and Black, having joined the Raiders as the team's fourth-round selection in the 2020 NFL Draft...Has played in 18 games with two starts over two seasons and has been credited with 22 tackles (17 solo)...In 2021, appeared in 10 games with the first two starts of his career...Totaled 18 tackles (four)...Also notched a special teams stop...As a rookie in 2020, saw action in eight games and totaled four tackles (three).

2021: Appeared in 10 games with two starts, recording 18 tackles (four solo)...Inactive for six games...(9/13) vs. Bal.: Saw limited action on special teams...(9/19) at Pit.: Appeared in a reserve role on defense, while seeing extensive action and recording one stop on special teams...(9/26) vs. Mia.: Recorded one tackle in the overtime win...(10/4) at LAC: Registered a career-high seven tackles (six)...(10/10) vs. Chi.: Made his first career start as the defense opened in nickel...Finished second on the team with seven tackles (five), tying his career best...(10/17) at Den.: Made second-straight start at nickel corner...Recorded three tackles (two)...(11/21) vs. Cin.: Returned to action and appeared on special teams...(11/25) at Dal.: Appeared in a reserve role both on defense and special teams...(12/5) vs. Was.: Inactive...(12/20) at Cle.: Appeared in a limited role on special teams...(12/26) vs. Den.: Saw limited action on special teams...**Postseason:** (1/15/22) at Cin.: Inactive for AFC Wild Card Game.

2020: Appeared in eight contests and totaled four tackles (three solo)...Made his NFL debut in Week 4...Was inactive for five games and did not play in two contests...(9/13) at Car.: Active but did not play...(10/4) vs. Buf.: Made his NFL debut and finished with a season-high two tackles (one)...(10/11) at KC: Recorded one tackle on defense...Also appeared on special teams...(10/25) vs. TB: Saw limited action on special teams...(11/1) at Cle.: Saw limited action on both defense and special teams...(11/8) at LAC: Recorded one tackle on defense...Also appeared on special teams...(11/22) vs. KC: Saw limited action on defense...(11/29) at Atl.: Active but did not play...(12/6) at NYJ: Saw action on defense and special teams...(12/13) vs. Ind.: Active but did not play...(12/17) vs. LAC: Appeared on special teams.

COLLEGE: Played three seasons for Louisiana Tech (2017-19), starting in all 38 contests and compiling 184 tackles (138 solo), including 23 for loss, four sacks, 14 INTs including three returned for TDs, 48 passes defended, two forced fumbles and two fumble recoveries...His 48 passes defended ranked second among active players...Earned All-American honors and was recognized as All-Conference USA three times...As a junior in 2019, was named All-American First Team by the Football Writers Association of America and Pro Football Focus while garnering second-team honors from the Associated Press and The Athletic...Was named the Louisiana Sports Writers Association's Defensive Player of the Year and first-team All-Conference USA after starting all 12 games and registering 60 tackles (44), eight tackles for loss, one sack, five INTs, including two returned for TDs, a career-high 21 passes defended, one forced fumble and one fumble recovery...As a sophomore in 2018, started in all 13 games and tallied 61 tackles (44) including 7.5 for loss, one sack, a team-best four INTs and 16 passes defended, one forced fumble and one fumble recovery...Named first-team All-Conference USA and first-team All-Louisiana...As a freshman in 2017, started all 13 contests and posted a career-high 63 stops (50), including 7.5 for loss, a career-high two sacks, five INTs including one returned for a TD and 11 passes defended...Earned FWAA Freshman All-American honors and was recognized on the Conference USA All-American team, while also being named second-team All-Conference USA and second-team All-Louisiana.

PERSONAL: Attended Thibodaux (La.) High School...Garnered all-state honors and was named All-District and All-Region MVP of a senior...Lettered in football and track in each of his four years of high school.

ADDITIONAL STATISTICS: Special teams tackles – 1 in 2021.

SINGLE-GAME HIGHS: TACKLES: Total – 7, two times, last: 10/10/21 vs. Chi. Solo – 6, 10/4/21 at LAC.

AMIK ROBERTSON'S CAREER STATISTICS

Year	Team	GP	GS	TACKLES					INTERCEPTIONS					FUMBLES			
				Total	Solo	Asst.	Sacks	Yds.	No.	Yds.	Lg.	TD	PD	FF	FR	Yds.	
2020	Las Vegas	9	0	4	3	1	0.0	0.0	0	0	-	0	0	0	0	0	0
2021	Las Vegas	10	2	18	14	4	0.0	0.0	0	0	-	0	0	0	0	0	
Totals		19	2	22	17	5	0.0	0.0	0	0	-	0	0	0	0	0	
POSTSEASON																	
2021	Las Vegas	0	0	0	0	0	0.0	0.0	0	0	-	0	0	0	0	0	
Totals		0	0	0	0	0	0.0	0.0	0	0	-	0	0	0	0	0	

ROBERTSON

AMIK ROBERTSON GAME-BY-GAME

2021, LAS VEGAS (10-7)

Date	Opp.	W/L	GP/GS	TACKLES					INTERCEPTIONS					FUMBLES		
				Total	Solo	Asst.	Sacks	Yds.	No.	Yds.	Lg.	TD	PD	FF	FR	Yds.
9/13	Bal.	W	1/0	0	0	0	0.0	0.0	0	0	-	0	0	0	0	0
9/19	at Pit.	W	1/0	0	0	0	0.0	0.0	0	0	-	0	0	0	0	
9/26	Mia.	W	1/0	1	1	0	0.0	0.0	0	0	-	0	0	0	0	
10/4	at LAC	L	1/0	7	6	1	0.0	0.0	0	0	-	0	0	0	0	
10/10	Chi.	L	1/1	7	5	2	0.0	0.0	0	0	-	0	0	0	0	
10/17	at Den.	W	1/1	3	2	1	0.0	0.0	0	0	-	0	0	0	0	
10/24	Phi.	W														
11/7	at NYG	L														
11/14	KC	L														
11/21	Cin.	L	1/0	0	0	0	0.0	0.0	0	0	-	0	0	0	0	
11/25	at Dal.	W	1/0	0	0	0	0.0	0.0	0	0	-	0	0	0	0	
12/5	Was.	L														
12/12	at KC	L														
12/20	at Cle.	W	1/0	0	0	0	0.0	0.0	0	0	-	0	0	0	0	
12/26	Den.	W	1/0	0	0	0	0.0	0.0	0	0	-	0	0	0	0	
1/2/22	at Ind.	W														
1/9/22	LAC	W														
Totals				10/2	18	14	4	0.0	0.0	0	0	-	0	0	0	0
POSTSEASON																
1/15/22	at Cin.	L														
Totals				0/0	0	0	0	0.0	0.0	0	0	-	0	0	0	0

2020, LAS VEGAS (8-8)

Date	Opp.	W/L	GP/GS	TACKLES					INTERCEPTIONS					FUMBLES		
				Total	Solo	Asst.	Sacks	Yds.	No.	Yds.	Lg.	TD	PD	FF	FR	Yds.
9/13	at Car.	W	1/0	0	0	0	0.0	0.0	0	0	-	0	0	0	0	
9/21	NO	W														
9/27	at NE	L														
10/4	Buf.	L	1/0	2	1	1	0.0	0.0	0	0	-	0	0	0	0	
10/11	at KC	W	1/0	1	1	0	0.0	0.0	0	0	-	0	0	0	0	
10/25	TB	L	1/0	0	0	0	0.0	0.0	0	0	-	0	0	0	0	
11/1	at Cle.	W	1/0	0	0	0	0.0	0.0	0	0	-	0	0	0	0	
11/8	at LAC	W	1/0	1	1	0	0.0	0.0	0	0	-	0	0	0	0	
11/15	Den.	W														
11/22	KC	L	1/0	0	0	0	0.0	0.0	0	0	-	0	0	0	0	
11/29	at Atl.	L														
12/6	at NYJ	W	1/0	0	0	0	0.0	0.0	0	0	-	0	0	0	0	
12/13	Ind.	L														
12/17	LAC	L	1/0	0	0	0	0.0	0.0	0	0	-	0	0	0	0	
12/26	Mia.	L														
1/3/21	at Den.	W														
Totals				9/0	4	3	1	0.0	0.0	0	0	-	0	0	0	0



DEMARCUS ROBINSON



POSITION: Wide Receiver
HT/WT: 6-1/203
ACQUIRED: UFA-'22 (KC)
BORN: 09/21/94

NFL SEASON: 7
RAIDERS SEASON: 1
COLLEGE: Florida
HOMETOWN: Fort Valley, Ga.

TRANSACTIONS: Selected by Kansas City Chiefs in the fourth round (126th overall) of the 2016 NFL Draft, April 30, 2016... Re-signed by Chiefs as an unrestricted free agent, April 20, 2020... Re-signed by Chiefs as an unrestricted free agent, March 26, 2021... Signed by Las Vegas Raiders as an unrestricted free agent, March 23, 2022.

CAREER: Veteran receiver enters his seventh season and first with the Raiders... Played in 97 games with 41 starts over six years with Kansas City... Career totals include 145 receptions for 1,679 yards and 14 TDs... In 2021, saw action in 17 games and matched a career high with 10 starts... Totaled 25 receptions for 264 yards and three TDs... Posted 45 catches for 466 yards, both career highs, in 2020... All of his 14 career TDs have come over the past four seasons... Has played in 13 postseason contests with seven starts, totaling 14 receptions for 220 yards and one TD.

AT A GLANCE

- Played 97 career games with 41 starts over six seasons with the Kansas City Chiefs, totaling 145 receptions for 1,679 yards and 14 TDs.
- Recorded a career-high 45 catches for 466 yards in 2020 and matched a career high with 10 starts for the Chiefs in 2021.
- Caught 106 passes for 1,355 yards and nine TDs over 32 games at Florida.

2021 (WITH KC): Played in all 17 games with 10 starts, matching a career high... Recorded 25 receptions for 264 yards and three TDs... All three TD receptions came from 24-or-more yards... **(9/19) at Bal.:** Recorded three receptions for 46 yards, including a season-long 33-yard TD... **(10/17) at Was.:** Posted three catches for 46 yards, matching a season high... Had a 24-yard TD reception... **(11/14) at LV:** Matched a season best with three catches for 23 yards... **(12/22) at Cin.:** Had a 29-yard TD reception... Totaled two catches for 33 yards... **Postseason: (1/16/22) vs. Pit.:** Matched a postseason career high with four receptions for 76 yards... Had a long reception of 29 yards... **(1/23/22) vs. Buf.:** Started AFC Divisional Playoff Game... **(1/30/22) vs. Cin.:** Started in the AFC Championship Game for the third-straight year.

2020 (WITH KC): Played in 16 games with eight starts... Hauled in a career-high 45 passes for 466 yards with three TDs... Also returned two kickoffs for 21 yards... **(10/19) at Buf.:** Made first start of the season and totaled five catches for 69 yards... **(11/1) vs. NYJ:** Posted four catches for 63 yards, including a 26-yard TD... **(11/8) vs. Car.:** Notched three receptions for 34 yards and one TD... Had a season-long 28-yard reception... **(11/22) at LV:** Matched a career high with six catches for 44 yards... **(12/27) vs. Atl.:** Had a 25-yard TD reception... **(1/3/21) vs. LAC:** Equaled a career best with six receptions for 58 yards... **Postseason: (1/17/21) vs. Cle.:** Had a 14-yard reception in an AFC Divisional Playoff Game... **(2/7/21) vs. TB:** Started and had an 11-yard catch in Super Bowl LV.

2019 (WITH KC): Played in 16 games with a career-high 10 starts, totaling 32 receptions for 449 yards and four TDs... **(9/15) at Oak.:** Established career highs with six catches for 172 yards and two TDs... Caught two long second-quarter TDs from QB Patrick Mahomes... Hauled in a 44-yard TD before making a leaping 39-yard scoring grab just before halftime... **(9/22) vs. Bal.:** Totaled three catches for 33 yards, including an 18-yard TD... **(11/10) at Ten.:** Hauled in four passes for 56 yards... **(12/29) vs. LAC:** Had a 24-yard TD reception to match his career best with four on the season... **Postseason: (1/12/20) vs. Hou.:** Made the start and had a 4-yard reception in AFC Divisional Playoff Game... **(1/19/20) vs. Ten.:** Started AFC Championship Game and posted two catches for 31 yards... **(2/2/20) vs. SF:** Played in Super Bowl LIV.

2018 (WITH KC): Saw action in 16 games with five yards, totaling 22 catches for 288 yards... Established a career high with four TDs... **(9/16) at Pit.:** Had a 3-yard TD reception... **(12/13) vs. LAC:** Posted a 5-yard TD catch... **(12/23) at Sea.:** Had an 11-yard TD reception and totaled 17 yards on two catches... **(12/20) vs. Oak.:** Hauled in an 89-yard TD pass, setting a career long and marking third-straight game with a TD reception... Played tied for the sixth-longest pass reception in Chiefs history... **Postseason: (1/12/19) vs. Ind.:** Played in AFC Divisional Playoff Game... **(1/20/19) vs. NE:** Had a 27-yard reception in AFC Championship Game.

2017 (WITH KC): Appeared in 16 games with eight starts... Totaled 21 catches for 212 yards... **(10/15) vs. Pit.:** Made first career start, posting one catch for 16 yards... **(10/19) at Oak.:** Set a then-career high with five receptions for 69 yards, including a season-long 33-yard catch... **(12/31) at Den.:** Posted four receptions for 31 yards in regular season finale... **Postseason: (1/6/18) vs. Ten.:** Started and established a postseason career high with four catches for 57 yards in AFC Wild Card Game... Scored on a 14-yard TD pass from QB Alex Smith at the end of the first half.

2016 (WITH KC): Played in all 16 games as a rookie... Credited with four special teams tackles... **(9/11) vs. SD:** Made NFL debut in season opener... **Postseason: (1/15/17) vs. Pit.:** Made postseason debut in AFC Wild Card Game.

COLLEGE: Played at Florida, appearing in 32 career games with 20 starts... Totaled 106 career receptions for 1,355 yards and nine TDs... As a junior in 2015, played in 13 games with nine starts... Led the team with 48 catches for 522 yards and two TDs... Caught a season-high nine passes for 106 yards against Vanderbilt... Led team in receptions seven times... As a sophomore, played in all 12 games and made 11 starts... Named third-team All-SEC by Phil Steele Publications... Totaled 53 catches for 810 yards and seven TDs... Ranked fifth in the SEC with an average of 67.5 receiving yards per game... Totaled 34 receptions that resulted in first downs or TDs, including 12 third-down conversions... Had a team-high 31 catches of 10-or-more yards and 10 catches of 20-or-more yards... Had four 100-yard receiving games... Led team in receiving yards seven times... Selected by teammates as the team's offensive MVP... Named Offensive Player of the Game against Kentucky after tying the school record for receptions in a game (15), matching a record set in 1969... Racked up 216 receiving yards, the fourth-most in program history, and scored two TDs... Became just the second player in school history to have 200 receiving yards against a conference opponent... Also had a pair of receiving TDs against Eastern Kentucky... As a freshman in 2013, played in seven games and totaled five catches for 23 yards.

ROBINSON

PERSONAL: Attended Peach County High School in Fort Valley, Ga. ... Led team to the quarterfinals of the 2012 GHSA Class AAA State Football Championship... Named to 2012 Class AAA All-State Team... Played in the U.S. Army All-American Bowl... Had more than 1,000 yards receiving on 53 catches as a senior... Scored 15 TDs as a senior... Named top wide receiver at the Atlanta MVP Camp... Also lettered in basketball... Nephew of former NFL wide receiver Marcus Robinson, who played for the Chicago Bears, Baltimore Ravens and Minnesota Vikings (1997-2007).

ADDITIONAL STATISTICS: Special teams tackles – 4 in 2016, 1 in 2018; NFL Totals: 5.

SINGLE-GAME HIGHS: RECEIVING: Receptions – 6, two times, last: 1/3/21 vs. LAC. YARDS – 172, 9/15/19 at Oak. Long – 89t, 12/30/18 vs. Oak. Touchdowns – 2, 9/15/19 at Oak.

DEMARCUS ROBINSON'S CAREER STATISTICS

Year	Team	GP	GS	RECEIVING				TD	RUSHING				TOTAL OFFENSE
				Rec.	Yds.	Avg.	Lg.		Att.	Yds.	Avg.	Lg.	
2016	Kansas City	16	0	0	0	-	-	0	0	0	-	0	0
2017	Kansas City	16	8	21	212	10.1	33	0	0	0	-	0	212
2018	Kansas City	16	5	22	288	13.1	89t	4	0	0	-	0	288
2019	Kansas City	16	10	32	449	14.0	44t	4	0	0	-	0	449
2020	Kansas City	16	8	45	466	10.4	28	3	0	0	-	0	466
2021	Kansas City	17	10	25	264	10.6	33t	3	0	0	-	0	264
Totals		97	41	145	1,679	11.6	89t	14	0	0	-	0	1,679
POSTSEASON													
2016	Kansas City	1	0	0	0	-	-	0	0	0	-	0	0
2017	Kansas City	1	1	4	57	14.3	15	1	0	0	-	0	57
2018	Kansas City	2	0	1	27	27.0	27	0	0	0	-	0	27
2019	Kansas City	3	2	3	35	11.7	24	0	0	0	-	0	35
2020	Kansas City	3	2	2	25	12.5	14	0	0	0	-	0	25
2021	Kansas City	3	2	4	76	19.0	29	0	0	0	-	0	76
Totals		13	7	14	220	15.7	29	1	0	0	-	0	220

DEMARCUS ROBINSON GAME-BY-GAME

2021, KANSAS CITY (12-5)

Date	Opp.	W/L	GP/GS	RECEIVING				TD	RUSHING				TOTAL OFFENSE
				Rec.	Yds.	Avg.	Lg.		Att.	Yds.	Avg.	Lg.	
9/12	Cle.	W	1/1	1	9	9.0	9	0	0	0	-	0	9
9/19	at Bal.	L	1/1	3	46	15.3	33t	1	0	0	-	0	46
9/26	LAC	L	1/1	2	17	8.5	11	0	0	0	-	0	17
10/3	at Phi.	W	1/1	0	0	-	-	0	0	0	-	0	0
10/10	Buf.	L	1/1	1	8	8.0	8	0	0	0	-	0	8
10/17	at Was.	W	1/1	3	46	15.3	24t	1	0	0	-	0	46
10/24	at Ten.	L	1/0	1	7	7.0	7	0	0	0	-	0	7
11/1	NYG	W	1/1	1	18	18.0	18	0	0	0	-	0	18
11/7	GB	W	1/0	1	2	2.0	2	0	0	0	-	0	2
11/14	at LV	W	1/0	3	23	7.7	13	0	0	0	-	0	23
11/21	Dal.	W	1/0	0	0	-	-	0	0	0	-	0	0
12/5	Den.	W	1/0	2	21	10.5	12	0	0	0	-	0	21
12/12	LV	W	1/0	0	0	-	-	0	0	0	-	0	0
12/16	at LAC	W	1/1	0	0	-	-	0	0	0	-	0	0
12/26	Pit.	W	1/1	2	15	7.5	9	0	0	0	-	0	15
1/2/22	at Cin.	L	1/1	2	33	16.5	29t	1	0	0	-	0	33
1/8/22	at Den.	W	1/0	3	19	6.3	11	0	0	0	-	0	19
Totals			17/10	25	264	10.6	33t	3	0	0	-	0	264
POSTSEASON													
1/16/22	Pit.	W	1/0	4	76	19.0	29	0	0	0	-	0	76
1/23/22	Buf.	W	1/1	0	0	-	-	0	0	0	-	0	0
1/30/22	Cin.	L	1/1	0	0	-	-	0	0	0	-	0	0
Totals			3/2	4	76	19.0	29	0	0	0	-	0	76

DEMARCUS ROBINSON GAME-BY-GAME

2016, KANSAS CITY (12-4)

Date	Opp.	W/L	GP/GS	RECEIVING					RUSHING					TOTAL OFFENSE
				Rec.	Yds.	Avg.	Lg.	TD	Att.	Yds.	Avg.	Lg.	TD	
9/11	SD	W	1/0	0	0	-	-	0	0	0	-	-	0	0
9/18	at Hou.	L	1/0	0	0	-	-	0	0	0	-	-	0	0
9/25	NYJ	W	1/0	0	0	-	-	0	0	0	-	-	0	0
10/2	at Pit.	L	1/0	0	0	-	-	0	0	0	-	-	0	0
10/16	at Oak.	W	1/0	0	0	-	-	0	0	0	-	-	0	0
10/23	NO	W	1/0	0	0	-	-	0	0	0	-	-	0	0
10/30	at Ind.	W	1/0	0	0	-	-	0	0	0	-	-	0	0
11/6	Jac.	W	1/0	0	0	-	-	0	0	0	-	-	0	0
11/13	at Car.	W	1/0	0	0	-	-	0	0	0	-	-	0	0
11/20	TB	L	1/0	0	0	-	-	0	0	0	-	-	0	0
11/27	at Den.	W	1/0	0	0	-	-	0	0	0	-	-	0	0
12/4	at Atl.	W	1/0	0	0	-	-	0	0	0	-	-	0	0
12/8	Oak.	W	1/0	0	0	-	-	0	0	0	-	-	0	0
12/18	Ten.	L	1/0	0	0	-	-	0	0	0	-	-	0	0
12/25	Den.	W	1/0	0	0	-	-	0	0	0	-	-	0	0
1/1/17	at LAC	W	1/0	0	0	-	-	0	0	0	-	-	0	0
Totals			16/0	0	0	-	-	0	0	0	-	-	0	0
POSTSEASON														
1/15/17	Pit.	L	1/0	0	0	-	0	0	0	-	-	-	0	0
Totals			1/0	0	0	-	0	0	0	-	-	0	0	0



TRENT SIEG

47

POSITION: Long Snapper
HT/WT: 6-3/240
ACQUIRED: FA-18
BORN: 05/19/95

NFL SEASON: 5
RAIDERS SEASON: 5
COLLEGE: Colorado State
HOMETOWN: Eaton, Colo.

TRANSACTIONS: Signed by Baltimore Ravens as an undrafted free agent, April 30, 2018. . .Waived by Ravens, Aug. 31, 2018. . .Signed by Oakland Raiders, Sept. 12, 2018. . .Re-signed by Raiders as an exclusive rights free agent, March 18, 2019. . .Re-signed by Raiders as an exclusive rights free agent, March 27, 2020.

CAREER: Veteran long snapper enters his fifth season with the Silver and Black. Last season, helped K Daniel Carlson set the franchise record for most points scored in a single season (150), converting on 40-of-43 FGs, while also snapping to P AJ Cole who earned his first Pro Bowl selection. . .In 2020, helped Carlson tie for first in the NFL with 144 points scored and finished with a franchise-record 94.3 FG percentage. . .In 2019, appeared in all 16 games for the first time in his career, helping the Raiders average 46.0 yards per punt. . .Played in 15 games as a rookie in 2018, helping Carlson to a then-franchise-record 94.1 FG percentage. . .Career totals include 63 appearances.

AT A GLANCE

- Helped K Daniel Carlson set the franchise record for most points scored in a single season (150), converting on 40-of-43 FGs in 2021, while also snapping to P AJ Cole who earned his first Pro Bowl selection.
- In 2019, snapped for Cole and helped him register the fifth-most punts inside the 20-yard line in the NFL (33), tying P Shane Lechler for third-most such punts in a single season in franchise history.
- Played in 15 games his rookie season, helping Carlson connect on 16-of-17 FG attempts, setting a then-franchise record with a 94.1 FG percentage.

2021: Played in 16 games and helped K Daniel Carlson set the franchise record for most points scored in a single season (150), converting on 40-of-43 FGs. . .Also helped Carlson lead the NFL with five games where he converted a game-winning FG in the fourth quarter or overtime. . .Snapped to P AJ Cole who earned his first Pro Bowl selection. . .Helped Cole lead the NFL with a 50.0 yard average, which also ranked eighth in NFL history. . .(9/13) vs. Bal.: Snapped on six punts, two FG attempts and three PATs. . .(9/19) at Pit.: Snapped on four punts, four FG attempts and two PATs. . .(9/26) vs. Mia.: Snapped on four punts, three FG attempts and three PATs. . .(10/4) at LAC: Snapped on one FG attempt, five punts and two PATs. . .(10/10) vs. Chi.: Snapped on four punts and one FG attempt. . .(10/17) at Den.: Snapped on three FG attempts, four punts and four PATs. . .(10/24) vs. Phi.: Snapped on two punts, two FG attempts and four PATs. . .(11/7) at NYG: Snapped on two punts, four FG attempts and one PAT. . .(11/14) vs. KC: Snapped on five punts and two PATs. . .(11/21) vs. Cin.: Snapped on two punts, two FG attempts and one PAT. . .(12/12) at KC: Returned to action, snapping on three punts, one FG and one PAT. . .(12/20) at Cle.: Snapped on four punts, three FGs and one PAT. . .(12/26) vs. Den.: Snapped on two punts, one FG attempt and two PATs. . .(12/22) at Ind.: Snapped on two punts, three FGs and two PATs. . .(1/9/22) vs. LAC: Snapped on four punts, five FG attempts and three PATs. . .Postseason: (1/15/22) at Cin.: Snapped on two punts, four FG attempts and one PAT.

2020: Played in 16 games and helped K Daniel Carlson set a then-franchise record for most points scored in a single season (144), converting on 33-of-35 FG attempts and 45 PATs. . .Also helped Carlson break his previous franchise record for best single-season FG percentage, finishing with a mark of 94.3 percent. . .Snapped to P AJ Cole on 44 punts and helped the Raiders recorded the fourth-most percentage of punts ending inside the 20-yard line (45.5) and seventh-fewest opponent punt return yards allowed in the NFL (133). . .(9/13) at Car.: Snapped on three punts, two FG attempts and four PATs. . .Helped Carlson connect on a career-long 54-yard FG. . .(9/21) vs. NO: Snapped on two punts, two FG attempts and four PATs. . .(9/27) at NE: Snapped on three punts, three FG attempts and two PATs. . .(10/4) vs. Buf.: Snapped on one punt, three FG attempts and two PATs. . .(10/11) at KC: Snapped on two punts, two FG attempts and five PATs. . .Helped Carlson record a season-high 10 points. . .(10/25) vs. TB: Snapped on three punts, two FG attempts and two PATs. . .(11/1) at Cle.: Snapped on one punt, four FG attempts and one PAT. . .(11/8) at LAC: Snapped on four punts, one FG attempt and four PATs. . .(11/15) vs. Den.: Snapped on four punts, three FG attempts and four PATs. . .(11/22) vs. KC: Snapped on two punts, one FG attempt and four PATs. . .(11/29) at Atl.: Snapped on five punts and two FG attempts. . .(12/6) at NYJ: Snapped on three punts, one FG attempt and four PATs. . .(12/13) vs. Ind.: Snapped on one punt, two FG attempts and three PATs. . .(12/17) vs. LAC: Snapped on two punts, three FG attempts and three PATs. . .(12/26) vs. Mia.: Snapped on four punts, four FG attempts and two PATs. . .(1/3/21) at Den.: Snapped on four punts, one FG attempt and three PATs. . .Assisted Carlson in becoming the club's all-time single-season leader with 144 points scored.

2019: Appeared in all 16 games for the first time in his career. . .Helped the Raiders average 46.0 yards per punt, ranking 16th in the league. . .Snapped to P AJ Cole and helped him register the fifth-most punts inside the 20-yard line in the NFL (33), tying P Shane Lechler for third-most such punts in a single season in franchise history. . .Helped K Daniel Carlson convert 19-of-26 FG attempts and 34 PATs on the season. . .(9/9) vs. Den.: Snapped on three punts, one FG attempt and three PATs. . .(9/15) vs. KC: Snapped on six punts, one FG attempt and one PAT. . .(9/22) at Min.: Snapped on four punts, one FG attempt and two PATs. . .Helped P AJ Cole record a season-best 54.3 yard punt average. . .(9/29) at Ind.: Snapped on five punts, one FG attempt and four PATs. . .(10/6) vs. Chi.: Snapped on four punts, one FG attempt and three PATs. . .(10/20) at GB: Snapped on two punts, one FG attempt and three PATs. . .(10/27) at Hou.: Snapped on six punts, one FG attempt and three PATs. . .(11/3) vs. Det.: Snapped on two punts, two FG attempts and four PATs. . .(11/7) vs. LAC: Snapped on four punts, three FG attempts and three PATs. . .(11/17) vs. Cin.: Snapped on five punts, one FG attempt and two PATs. . .(11/24) at NYJ: Snapped on seven punts and two FG attempts. . .(12/1) at KC: Snapped on two punts, two FG attempts and one PAT. . .(12/8) vs. Ten.: Snapped on five punts and three PATs. . .(12/15) vs. Jac.: Snapped on four punts, four FG attempts and one PAT. . .(12/22) at LAC: Snapped on five punts, one FG attempt and three PATs. . .Helped Cole record the third-longest punt (74 yards) in the NFL this season and longest by a Raiders player since Shane Lechler's 76-yarder at KC on Dec. 24, 2011. . .(12/29) at Den.: Snapped on three punts and four FG attempts.

2018: Played in 15 games in his rookie season. . .Aided K Daniel Carlson to a then-franchise-record 94.1 FG percentage as a member of the Raiders and helped him earn AFC Special Teams Player of the Week Honors in Week 11. . .Helped Carlson convert on 16-of-17 FG attempts and 24 PATs on the season. . .(9/16) at Den.: Made his NFL debut as he snapped on four punts, two FG attempts and two PATs. . .(9/23) at Mia.: Snapped on three punts, two FG attempts and two PATs. . .(9/30) vs. Cle.: Snapped on six punts, five FG attempts and five PATs. . .(10/7) at LAC: Snapped on four punts, one FG attempt and one PAT. . .Helped P Johnny Townsend record a season-best 49.3 yard

punt average...(10/14) vs. **Sea.**: Snapped on three punts and two FG attempts...(10/28) vs. **Ind.**: Snapped on four PATs and two punts...(11/1) at **SF.**: Snapped on two FG attempts and six punts...(11/11) vs. **LAC.**: Snapped on two FG attempts and three punts...(11/18) at **Ari.**: Snapped on three FG attempts, including a 35-yard game-winner by Carlson as time expired, two PATs and eight punts...Helped Carlson earn AFC Special Teams Player of the Week honors...(11/25) at **Bal.**: Snapped on six punts, one FG attempt and two PATs...(12/2) vs. **KC.**: Snapped on three PATs, two FG attempts and two punts...(12/9) vs. **Pit.**: Snapped on four punts, one FG attempt and three PATs...(12/16) at **Cin.**: Snapped on three FG attempts, six punts and one PAT...(12/24) vs. **Den.**: Snapped on five punts, three PATs, two FG attempts...Aided Townsend on a career-long 64-yard punt...(12/30) at **KC.**: Snapped on one FG attempt and four punts.

COLLEGE: Appeared in 52 games for Colorado State, never missing a snap throughout his four-year career...Snapped on all punts, FGs and PATs as a senior...Snapped to K Wyatt Bryan and helped him convert 15-of-18 FGs...As a junior, helped P Hayden Hunt earn first-team All-Mountain West honors...Played in all 13 games in 2015...Snapped to Hunt, the Ray Guy Award finalist and Pro Football Focus All-American...Helped the Rams accumulate a net punting average of 41.96, which ranked fourth in the FBS...Earned 2015 Academic All-Mountain West honors...As a redshirt freshman, replaced four-year LS Tanner Hedstrom and assumed all responsibilities...Recorded two special teams tackles...Tallied first career special teams tackle at Boise State...Redshirted as a true freshman in 2013...Graduated with a degree in mechanical engineering.

PERSONAL: Prepped at Eaton (Colo.) High School, where he earned All-Colorado and All-Conference honors as a linebacker, recording 67 tackles and 10 sacks as a senior...Also played tight end, registering 29 receptions for 510 yards and four TDs...As team captain, led his team to a 10-1 record and a Patriot League Championship...Also lettered in baseball and basketball...Last name is pronounced SIG.

ADDITIONAL STATISTICS: Special teams tackles — 2 in 2019; NFL totals: 2.

TRENT SIEG'S GAMES PLAYED/STARTED

Year	Team	GP	GS
2018	Oakland	15	0
2019	Oakland	16	0
2020	Las Vegas	16	0
2021	Las Vegas	16	0
Totals		63	0



JOHN SIMPSON

76

POSITION: Guard
HT/WT: 6-4/324
ACQUIRED: D4a-'20
BORN: 08/19/97

NFL SEASON: 3
RAIDERS SEASON: 3
COLLEGE: Clemson
HOMETOWN: North Charleston, S.C.

TRANSACTIONS: Selected by Las Vegas Raiders in the fourth round (109th overall) of the 2020 NFL Draft, April 25, 2020.

CAREER: Third-year guard who has appeared in 24 games with 19 starts with the Silver and Black...In 2021, started all 17 games for the first time in his career, helping Las Vegas rank 11th in the NFL with 363.8 yards per game...Appeared in seven games with two starts as a rookie in 2020.

2021: Started all 17 games for the first time in his career, helping the Silver and Black rank 11th in the NFL with 363.8 yards per game...Part of an offensive line that paved the way for 268.6 passing yards per game, which ranked sixth in the NFL...(9/13) vs. **Bal.**: Started at left guard in the season opener...Helped allow QB Derek Carr to record 435 passing yards, marking the third-most of his career...(9/19) at **Pit.**: Started at left guard in the win, helping Carr complete 28-of-37 passes for 382 yards with two TDs for a passer rating of 126.2...(9/26) vs. **Mia.**: Started at left guard in the win...Helped pave the way for a season-high 497 yards of total offense, including 140 rushing yards...Allowed Carr to complete 26-of-43 passing for 386 yards, marking his third consecutive game with at least 325 passing yards...(10/4) at **LAC.**: Started at left guard in the contest, while also seeing action on special teams...(10/10) vs. **Chi.**: Started at left guard, helping pave the way for RB Josh Jacobs' third rushing TD of the season...(10/17) at **Den.**: Started at left guard, helping RB Kenyan Drake become the first Raiders player with a TD catch and a TD run in the same game since RB Darren McFadden did it in Buffalo on Sept. 18, 2011...(10/24) vs. **Phi.**: Started at left guard as part of a line that posted its first clean sheet of the season, while helping Carr complete 91.2 percent of his attempts (31-for-34)...(11/7) at **NYG.**: Started at left guard and helped pave the way for 403 yards of total offense, including 117 on the ground...Also part of an offensive line that surrendered just one sack in the contest...(11/14) vs. **KC.**: Started at left guard and helped the offense record 299 total net yards...(11/21) vs. **Cin.**: Started at left guard, helping the offense record 278 total net yards...(11/25) at **Dal.**: Started at left guard as part of an offensive line that paved the way for 509 total net yards, including 143 yards on the ground...(12/5) vs. **Was.**: Started at left guard, helping the offense record 310 yards...(12/12) at **KC.**: Started at left guard, helping the offense record 290 total net yards...(12/20) at **Cle.**: Started at left guard, helping the offense record 328 yards of total offense with 98 rushing yards...(12/26) vs. **Den.**: Started at left guard, helping pave the way for a season-high 160 rushing yards...(1/9/22) vs. **LAC.**: Started at left guard, helping pave the way for a season-high 174 rushing yards and 346 yards of total offense...**Postseason:** (1/15/22) at **Cin.**: Started at left guard, helping the offense pave the way for 385 yards of total offense, which tied for the 14th most total net yards by the club in the postseason in franchise history.

2020: Appeared in seven games with two starts in his rookie campaign...(9/21) vs. **NO.**: Saw extensive action at left guard in his NFL debut...Was part of an offensive line that paved the way for 116 yards on the ground...Protected QB Derek Carr as he registered his 19th career three-TD performance, tying QB Daryle Lamonica for second-most such games in club history...(9/27) at **NE.**: Made his first career start at left guard and was part of an offensive line that helped Carr move into sole possession of second place for most TD passes (149) and multi-TD games (43) in franchise history...(10/4) vs. **Buf.**: Appeared exclusively on special teams...(10/11) at **KC.**: Active but did not play...(10/25) vs. **TB.**: Entered the game at right guard and helped allow Carr to surpass QB Tony Romo for second-most completions (2,272) by a player through his first 100 starts in NFL history...(11/1) at **Cle.**: Saw action exclusively on special teams...(12/17) vs. **LAC.**: Active but did not play...(12/26) vs. **Mia.**: Saw extensive action at left guard after entering the game in the second quarter for an injured G/T Denzelle Good...Was part of an offensive line that allowed Carr to throw for over 300 yards for the fifth time on the season while recording his third rushing TD of the year to mark a new career high...(1/3/21) at **Den.**: Started at left guard due to injuries on the line...Helped pave the way for 465 yards of total offense...Part of an offensive line that allowed Carr to pass for 371 yards in the contest, while surpassing the 4,000-yard milestone on the season for the third time in his career.

COLLEGE: Four-year letterman at Clemson (2016-19), appearing in 50 games with 29 starts...Was a consensus All-American and first-team selection of the AFCA, FWAA, Sporting News and WCFF...Named second-team All-American by the Associated Press...Became the sixth Clemson offensive lineman to earn consensus All-American honors, joining OL Harry Olszewski (1967), G Stacy Long (1990), G Jeb Flesch (1991), OL Stacy Seegers (1993) and T Mitch Hyatt (2018)...In 2019, started all 14 games and was named an Outland Trophy semifinalist and first-team All-ACC selection...In 2018, started all 15 games en route to being named third-team All-ACC...In 2017, saw action in 12 games...In 2016, appeared in nine games and allowed just one sack...Graduated with a degree in sociology.

PERSONAL: Attended Fort Dorchester High School in North Charleston, S.C. ...Was named a finalist for Mr. Football in state of South Carolina...Named Palmetto Lineman of the Year...Played in the US Army All-American game...Rated No. 151 overall prospect in the country by 247Sports...Listed No. 2 in South Carolina and No. 7 at his position by 247 Sports...Rated No. 232 overall by ESPN, the second-best prospect in South Carolina and No. 14 at his position...Listed No. 3 prospect in the state by Rivals...Also won a state championship in wrestling as a junior.

JOHN SIMPSON'S GAMES PLAYED/STARTED

Year	Team	GP	GS
2020	Las Vegas	7	2
2021	Las Vegas	17	17
Totals		24	19
POSTSEASON			
2021	Las Vegas	1	1
Totals		1	1



JARRETT STIDHAM

3

POSITION: Quarterback
HT/WT: 6-2/218
ACQUIRED: TR-'22 (NE)
BORN: 8/8/96

NFL SEASON: 3
RAIDERS SEASON: 1
COLLEGE: Auburn
HOMETOWN: Stephenville, Texas

TRANSACTIONS: Selected by New England Patriots in the fourth round (133rd overall) of the 2019 NFL Draft, April 30, 2019. Acquired via trade by Las Vegas Raiders, May 12, 2022.

CAREER: In 2021, was inactive for eight games after starting the season on the Reserve/PUP List. In 2020, served as the backup quarterback and played in five games, completing 22-of-44 passes for 256 yards with two TDs and three INTs. Appeared in a reserve role in three games as a rookie in 2019, completing 2-of-4 attempts for 14 yards and one INT. Has appeared in eight career games over his first two seasons in the NFL, completing 24-of-48 passing attempts for 270 yards with two TDs and four INTs.

AT A GLANCE

- Originally a fourth-round selection (133rd overall) by the Patriots in the 2019 NFL Draft, he has appeared in eight career games over his first two seasons in the NFL, completing 24-of-48 passing attempts for 270 yards with two TDs and four INTs.
- Played two seasons at Auburn (2017-18) and completed 470-of-739 attempts (63.6 percent) for 5,952 yards, 36 TDs and 11 TDs.

2021 (WITH NE): Started the season on the Reserve/PUP List and returned to the active roster on Nov. 9. Was inactive for all eight games while on active roster.

2020 (WITH NE): Played in five games, completing 22-of-44 attempts for 256 yards with two TDs and three INTs. Was inactive the first three weeks of the season. Was active but did not play in eight contests as the backup quarterback. **(10/5) at KC:** Completed 5-of-13 attempts for 60 yards and one TD against two INTs. Led a six play, 75-yard drive capped off by his first NFL touchdown pass to WR N'Keal Harry on a 4-yard completion. **(10/25) vs. SF:** Entered the game in relief of QB Cam Newton and completed 6-of-10 attempts for 64 yards and one INT. **(12/6) at LAC:** Entered the game late in the second half and completed 2-of-3 attempts for 61 yards, including a career-long 38-yard TD pass to WR Gunner Olszewski. **(12/10) at Mia.:** Completed 5-of-7 attempts for 27 yards. **(12/28) vs. Buf.:** Finished 4-of-11 passing for 44 yards.

2019 (WITH NE): Appeared in three games in a reserve role and served as backup quarterback, completing 2-of-4 attempts for 14 yards and one INT. **(9/22) vs. NYJ:** Made his NFL debut and completed 2-of-3 attempts for 14 yards and one INT. **(10/6) at Was.:** Appeared in the final offensive series and attempted one pass.

COLLEGE: Played two seasons at Auburn (2017-18) after transferring from McLennan Community College. Completed 470-of-739 attempts (63.6 percent) for 5,952 yards, 36 TDs and 11 TDs. Registered five 300-yard passing games and 17 200-yard passing games. Holds the program record with 162 pass attempts without an INT. In 2018, completed 224-of-369 attempts for 2,794 yards, 18 TDs and five TDs. In 2017, was named SEC Newcomer of the Year and first-team All-SEC by Phil Steele. Named second-team All-SEC by coaches and Associated Press. Led the SEC and ranked ninth nationally with a 66.5 completion percentage. Completed 246-of-370 passes for 3,158 yards with 18 TDs and six INTs. Was the No. 1 JUCO prospect in 2016. Played the 2015 season at Baylor, where he completed 75-of-109 attempts for 1,265 yards with 12 TDs as a true freshman.

PERSONAL: Attended Stephenville (Texas) High School, where he was the nation's top-rated dual-threat prospect by 247Sports, No. 2 by ESPN and No. 6 by Rivals. Three-time all-state honoree. Led team to 9-4 record and 2014 4A DI regional finals and No. 6 final ranking as senior. Earned 2014 Class 4A All-State second-team honors. Compiled 3,903 total yards and 50 TDs. Completed 183-of-260 attempts for 2,934 yards and 35 TDs. Rushed for 969 yards and 15 TDs on 122 carries. Named 2014 first team All-District 3-4A and second team 2014 All-Texas (Dave Campbell's Texas Football). Selected 2013 third team Class 3A All-State as junior, led team to 12-2 record and 3A DI state semifinals. Completed 156-of-254 attempts for 2,613 yards and 30 TDs and rushed for 821 yards and 14 TDs on 138 carries. Earned 2013 District 7-3A MVP as junior. Played receiver as sophomore, totaled 685 yards and 11 TD receptions on Stephenville's 2012 Class 3A DI state championship team. Earned 2012 Class 3A All-State honorable mention as a receiver. Named All-District honoree in basketball. Also ran track.

SINGLE-GAME HIGHS: PASSING: Attempts – 13, 10/5/20 at KC. Completions – 6, 10/25/20 vs. SF. Yards – 64, 10/25/20 vs. SF. Long – 38t, 12/6/20 at LAC. Touchdowns – 1, two times; last: 12/6/20 at LAC. Interceptions – 2, 10/5/20 at KC. Rating – 149.3, 12/6/20 at LAC. RUSHING: Attempts – 2, four times; last: 12/6/20 at LAC. Yards – 3, three times; last: 12/10/20 at LAR. Long – 6, 10/25/20 vs. SF.

JARRETT STIDHAM'S CAREER STATISTICS

Year	Team	PASSING											RUSHING					
		GP	GS	Att.	Cmp.	Yds.	Pct.	Yds./Att.	TD	INT	Lg.	Sk./Lst.	Rtng.	Att.	Yds.	Avg.	Lg.	TD
2019	New England	3	0	4	2	14	50.0	3.5	0	1	11	1/7	18.8	2	-2	-1.0	0	0
2020	New England	5	0	44	22	256	50.0	5.8	2	3	38t	4/21	54.7	7	7	1.0	6	0
2021	New England	0	0	0	0	0	-	-	0	0	-	0/0	-	0	0	-	0	0
Totals		8	0	48	24	270	50.0	5.6	2	4	38t	5/28	46.4	9	5	0.6	6	0
POSTSEASON																		
2019	New England	0	0	0	0	0	-	-	0	0	-	0/0	-	0	0	-	-	0
2021	New England	0	0	0	0	0	-	-	0	0	-	0/0	-	0	0	-	-	0
Totals		0	0	0	0	0	-	-	0	0	-	0/0	-	0	0	-	-	0

STIDHAM

JARRETT STIDHAM GAME-BY-GAME

2021, NEW ENGLAND (10-7)

Date	Opp.	W/L	GP/GS	Att.	Cmp.	Yds.	Pct.	PASSING					RUSHING						
								Yds./Att.	TD	INT	Lg.	Sk./Lst.	Rtng.	Att.	Yds.	Avg.	Lg.	TD	
9/12	Mia.	L						(RESERVE/PUP LIST)											
9/19	at NYJ	W						(RESERVE/PUP LIST)											
9/26	NO	L						(RESERVE/PUP LIST)											
10/3	TB	L						(RESERVE/PUP LIST)											
10/10	at Hou.	W						(RESERVE/PUP LIST)											
10/17	Dal.	L						(RESERVE/PUP LIST)											
10/24	NYJ	W						(RESERVE/PUP LIST)											
10/31	at LAC	W						(RESERVE/PUP LIST)											
11/7	at Car.	W						(RESERVE/PUP LIST)											
11/14	Cle.	W						(INACTIVE)											
11/18	at Atl.	W						(INACTIVE)											
11/28	Ten.	W						(INACTIVE)											
12/6	at Buf.	W						(INACTIVE)											
12/18	at Ind.	L						(INACTIVE)											
12/26	Buf.	L						(INACTIVE)											
1/2/22	Jac.	W						(INACTIVE)											
1/9/22	at Mia.	L						(INACTIVE)											
Totals				0/0	0	0	0	-	-	0	0	-	0/0	-	0	0	-	-	0
POSTSEASON																			
1/15/22	at Buf.	L						(INACTIVE)											
Totals				0/0	0	0	0	-	-	0	0	-	0/0	-	0	0	-	-	0

2020, NEW ENGLAND (7-9)

Date	Opp.	W/L	GP/GS	Att.	Cmp.	Yds.	Pct.	PASSING					RUSHING					
								Yds./Att.	TD	INT	Lg.	Sk./Lst.	Rtng.	Att.	Yds.	Avg.	Lg.	TD
9/13	Mia.	W						(INACTIVE)										
9/20	at Sea.	L						(INACTIVE)										
9/27	LV	W						(INACTIVE)										
10/5	at KC	L	1/0	13	5	60	38.5	4.6	1	2	30	0/0	39.4	2	3	1.5	2	0
10/18	Den.	L						(DID NOT PLAY)										
10/25	SF	L	1/0	10	6	64	60.0	6.4	0	1	17	1/7	39.2	2	3	1.5	6	0
11/1	at Buf.	L						(DID NOT PLAY)										
11/9	at NYJ	W						(DID NOT PLAY)										
11/15	Bal.	W						(DID NOT PLAY)										
11/22	at Hou.	L						(DID NOT PLAY)										
11/29	Ari.	W						(DID NOT PLAY)										
12/6	at LAC	W	1/0	3	2	61	66.7	20.3	1	0	38t	0/0	149.3	2	-2	-1.0	-1	0
12/10	at LAR	L	1/0	7	5	27	71.4	3.9	0	0	7	2/12	777.0	1	3	3.0	3	0
12/20	at Mia.	L						(DID NOT PLAY)										
12/28	Buf.	L	1/0	11	4	44	36.4	4.0	0	0	22	1/2	49.1	0	0	-	0	0
1/3/21	NYJ	W						(DID NOT PLAY)										
Totals			5/0	44	22	256	50.0	5.8	2	3	38t	4/21	54.7	7	7	1.0	6	0

JARRETT STIDHAM GAME-BY-GAME

2019, NEW ENGLAND (12-4)

Date	Opp.	W/L	GP/GS	PASSING								RUSHING														
				Att.	Cmp.	Yds.	Pct.	Yds./Att.	TD	INT	Lg.	Sk./Lst.	Rtng.	Att.	Yds.	Avg.	Lg.	TD								
9/8	Pit.	W																								
9/15	at Mia.	W																								
9/22	NYJ	W	1/0	3	2	14	66.7	4.7	0	1	11	1/7	37.5	0	0	-	-	-	-	0						
9/29	at Buf.	W																								
10/6	at Was.	W	1/0	1	0	0	0.0	0.0	0	0	0	0/0	39.6	0	0	-	-	-	-	0						
10/10	NYG	W																								
10/21	at NYJ	W	1/0	0	0	0	-	-	0	0	-	0/0	-	2	-2	-1.0	-1	0								
10/27	Cle.	W																								
11/3	at Bal.	L																								
11/17	at Phi.	W																								
11/24	Dal.	W																								
12/1	at Hou.	L																								
12/8	KC	L																								
12/15	at Cin.	W																								
12/21	Buf.	W																								
12/29	Mia.	L																								
Totals			3/0	4	2	14	50.0	3.5	0	1	11	1/7	18.8	2	-2	-1.0	-1	0								
POSTSEASON																										
1/4/20	Ten.	L																								
Totals			0/0	0	0	0	-	-	0	0	-	0/0	-	0	0	-	-	0								



DILLON STONER

16

POSITION: Wide Receiver
HT/WT: 6-0/194
ACQUIRED: FA-'21
BORN: 02/06/98

NFL SEASON: 2
RAIDERS SEASON: 2
COLLEGE: Oklahoma State
HOMETOWN: Tulsa, Okla.

TRANSACTIONS: Signed by Las Vegas Raiders as an undrafted free agent, May 6, 2021...Waived by Raiders, Aug. 31, 2021...Signed by Raiders to practice squad, Sept. 1, 2021...Signed by Raiders to active roster, Nov. 4, 2021...Waived by Raiders, Dec. 2, 2021...Signed by Raiders to practice squad, Dec. 4, 2021...Re-signed by Raiders as a reserve/future free agent, Jan. 17, 2022.

2021: Split time between the active roster and the practice squad as a rookie...Saw action in six games, primarily on special teams...Credited with one special teams tackle...(11/7/21) at NYG: Made NFL debut, seeing action on special teams...(11/14/21) vs. KC: Posted first-career special teams tackle, bringing down a returner inside the 20-yard line on a third-quarter kickoff...(12/26/21) vs. Den.: Played a season-high 14 snaps on offense.

COLLEGE: Played five years at Oklahoma State, playing in 52 career games with 35 starts...Totaled 191 career receptions for 2,378 yards and 17 TDs...Four-time first team Academic All-Big 12 selection and two-time team captain...First player to lead Oklahoma State in punt return yards in four different seasons...Finished career ranked No. 6 in school history in receptions, No. 9 in receiving yards and No. 10 in receiving TDs...Had five career 100-yard receiving games...Totaled 55 career punt returns for 372 yards, averaging 6.8 yards per return...As a senior, played in 11 games with 10 starts...Had 42 catches for 573 yards and four TDs, ranking second on the team in each category...Returned 15 punts for 91 yards on the season, averaging 6.1 yards per return to rank second in the Big 12...Named a preseason first-team All-Big 12 punt returner by Athlon Sports...Honorable mention All-Big 12 selection by coaches as both a wide receiver and punt returner...Recorded eight catches for 247 receiving yards and three TDs at Baylor, marking the third-highest single game receiving yardage total in program history...Had a 75-yard TD reception on the team's second snap from scrimmage...Earned CFPA National Performer of the Week honors as well as Big 12 Offensive Player of the Week and OSU Player of the Game honors for his performance...Had a 5-yard TD reception in the fourth quarter to give OSU a win over Miami in the Cheez-It Bowl...As a junior, played in 13 games and was named All-Big 12 Honorable Mention...Received the OSU Vernon Grant Award for outstanding leadership, spirit and enthusiasm...Totaled 52 catches for 599 yards and five TDs...Also returned 20 punts for 169 yards, averaging 8.2 yards per return to rank No. 23 in the FBS...Had three catches for 93 yards with two TDs against TCU and totaled five receptions for 150 yards and two TDs against Kansas in consecutive weeks...As a sophomore, played in 12 games with seven starts...Racked up 48 receptions for 603 yards...Totaled nine catches for 127 yards against West Virginia...As a redshirt freshman, played in 12 games and finished with 44 receptions for 576 yards and six TDs...Had five catches for 100 yards with one TD against Pittsburgh...As a freshman, played in four games before suffering a season-ending injury...Lined up at quarterback in a wildcat formation in goal-line situations, tossing a 2-yard TD against Central Michigan.

PERSONAL: Attended Jenks High School in Tulsa, Okla...Part of four state championship teams as a wide receiver, defensive back, punter and returner...Selected as the Tulsa World State Player of the Year as a senior...As a junior, totaled 35 catches for 597 yards and six TDs as well as 45 tackles on defense and an average of 37.8 yards on punt returns...As a sophomore, totaled nine tackles and had the game-clinching INT in the state championship game...Also competed in track and field, winning the Class 6A track state title in the 400 meters as a junior

AT A GLANCE

- Played in six games as a rookie after originally signing with Raiders as an undrafted free agent in 2021.
- Played at Oklahoma State, totaling 191 career receptions for 2,378 yards and 17 TDs. Finished college career ranked in the program's top-10 in receptions, receiving yards and TDs.
- Four-time first team Academic All-Big-12 selection and became first player to lead Oklahoma State in punt return yards in four different seasons.

DILLON STONER'S CAREER STATISTICS

Year	Team	RECEIVING								RUSHING					TOTAL OFFENSE
		GP	GS	Rec.	Yds.	Avg.	Lg.	TD	Att.	Yds.	Avg.	Lg.	TD		
2021	Las Vegas	6	0	0	0	-	-	0	0	0	-	-	0		
Totals		6	0	0	0	-	-	0	0	0	-	-	0	0	

DILLON STONER GAME-BY-GAME

2021, LAS VEGAS (10-7)

Date	Opp.	W/L	GP/GS	RECEIVING				RUSHING				TOTAL OFFENSE								
				Rec.	Yds.	Avg.	Lg.	TD	Att.	Yds.	Avg.		Lg.	TD						
9/13	Bal.	W																		
9/19	at Pit.	W																		
9/26	Mia.	W																		
10/4	at LAC	L																		
10/10	Chi.	L																		
10/17	at Den.	W																		
10/24	Phi.	W																		
11/7	at NYG	L	1/0	0	0	-	-	0	0	0	-	-	0	0						
11/14	KC	L	1/0	0	0	-	-	0	0	0	-	-	0	0						
11/21	Cin.	L	1/0	0	0	-	-	0	0	0	-	-	0	0						
11/25	at Dal.	W	1/0	0	0	-	-	0	0	0	-	-	0	0						
12/5	Was.	L	1/0	0	0	-	-	0	0	0	-	-	0	0						
12/12	at KC	L																		
12/20	at Cle.	W																		
12/26	Den.	W	1/0	0	0	-	-	0	0	0	-	-	0	0						
1/2/22	at Ind.	W																		
1/9/22	LAC	W																		
Totals			6/0	0	0	-	-	0	0	0	-	-	0	0						
POSTSEASON																				
1/15/22	at Cin.	L																		
Totals			0/0	0	0	-	-	0	0	0	-	-	0	0						



RODERIC TEAMER

33

POSITION: Safety
HT/WT: 5-10/187
ACQUIRED: FA-'21
BORN: 05/12/97

NFL SEASON: 3
RAIDERS SEASON: 2
COLLEGE: Tulane
HOMETOWN: New Orleans, La.

TRANSACTIONS: Signed by Los Angeles Chargers as an undrafted free agent, May 10, 2019. . . Waived by Chargers, Aug. 11, 2020. . . Signed by Indianapolis Colts as a reserve/future free agent, Jan. 10, 2021. . . Waived by Colts, May 14, 2021. . . Signed by Las Vegas Raiders as a free agent, June 3, 2021. . . Re-signed by Raiders as an exclusive rights free agent, April 11, 2022.

CAREER: Young safety has played in 17 career games with eight starts over two NFL seasons. Career totals include 54 tackles (41 solo), one INT, three passes defended and one sack. . . Joined the Raiders in 2021 and immediately contributed on special teams before seeing increased action on defense, including two starts late in the season. . . Did not play in 2020. . . As a rookie with the Chargers in 2019, played in seven games with six starts. . . Totaled first career INT and was credited with 40 tackles (30).

AT A GLANCE

- Enters his second season with the Silver and Black after playing in 10 games with two starts in 2021. Started the final two games of the regular season and the postseason contest at Cincinnati.
- Entered the NFL as an undrafted free agent with the Los Angeles Chargers in 2019, playing in seven games with six starts and posting 40 tackles (30 solo) and one INT.
- Played four seasons at Tulane (2015-18), appearing in 46 games and totaling 197 tackles (128 solo), three sacks, three INTs, 15 passes defended, four forced fumbles and one fumble recovery.

2021: Played in 10 games with two starts in first season with the Raiders. . . Totaled 14 tackles (11 solo) and one pass defended. . . Also credited with four special teams tackles. . . Missed three games after being placed on the Reserve/Injured list prior to Week 7. . . Inactive for first three weeks of the season. . . (10/4) at LAC: Made season debut in a reserve role and recorded two solo tackles. . . (10/10) vs. Chi.: Recorded one tackle on defense and made two stops on special teams. . . (10/17) at Den.: Recorded two solo tackles. . . (11/21) vs. Cin.: Returned to action from Injured Reserve, appearing exclusively on special teams. . . (11/25) at Dal.: Recorded one tackle on special teams. . . (12/5) vs. Was.: Appeared on special teams. . . (12/12) at KC: Saw action exclusively on special teams. . . (12/20) at Cle.: Appeared on both defense and special teams in the win. . . (1/2/22) at Ind.: Made first start of the season and finished with a season-high eight tackles (seven). . . (1/9/22) vs. LAC: Made second-straight start, assisting on a tackle and registering a pass defended. . . Postseason: (1/15/22) at Cin.: Started at safety and posted five tackles (three) in AFC Wild Card Game.

2020 (WITH LAC): Waived during training camp by the Chargers and did not play during the 2020 season.

2019 (WITH LAC): Appeared in seven games with six starts, totaling 40 tackles (30 solo), one sack, one INT and two passes defended. . . Was inactive for eight contests. . . (9/22) at Det.: Made his NFL debut, starting at safety and recording seven tackles (six). . . (9/29) at Mia.: Posted four tackles (two). . . (10/6) vs. Den.: Set a career high with nine tackles (five). . . (10/13) vs. Pit.: Recorded five tackles (three). . . (10/20) at Ten.: Tallied six tackles, one INT and one pass defended. . . Picked off QB Ryan Tannehill for his first career INT. . . (10/27) at Chi.: Tied a career high with nine tackles (eight), while adding one sack and one pass defended. . . Registered his first career sack, taking down QB Mitchell Trubisky. . . (11/18) vs. KC: Saw limited action on defense and special teams.

COLLEGE: Played four seasons at Tulane (2015-18), appearing in 46 games and totaling 197 tackles (128 solo), three sacks, three INTs, 15 passes defended, four forced fumbles and one fumble recovery. . . As a senior, played in 13 games and finished with 72 tackles (45), one sack, one INT, seven passes defended and one forced fumble. . . Played in 10 games during his junior season, totaling 48 tackles (32), two passes defended, one forced fumble and one fumble recovery. . . As a sophomore, played in 12 games and totaled 58 tackles (36), two sacks, one INT, two passes defended and one forced fumble. . . Played in 11 games as a true freshman and tallied 19 tackles (15), one INT, three passes defended and one forced fumble.

PERSONAL: Attended Brother Martin High School in New Orleans, La. . . Helped lead team to two state playoff appearances, including the state semifinals as a senior. . . Posted 280 tackles during his prep career, earning first-team All-District 9-5A selection in each of his final two seasons. . . Named first-team All-State and first-team All-Metro as a senior after posting 116 tackles, one sack and two INTs.

ADDITIONAL STATISTICS: Special Teams Tackles – 4 in 2021.

SINGLE-GAME HIGHS: TACKLES: Total – 9, 10/27/19 at Chi. Solo – 8, 10/27/19 at Chi. Interceptions – 1, 10/20/19 at Ten. Passes defended – 1, three times; last: 1/9/22 vs. LAC. Sacks – 1, 10/27/19 at Chi.

RODERIC TEAMER'S CAREER STATISTICS

Year	Team	GP	GS	Total	TACKLES			Yds.	INTERCEPTIONS				FUMBLES			
					Solo	Asst.	Sacks		No.	Yds.	Lg.	TD	PD	FF	FR	Yds.
2019	L.A. Chargers	7	6	40	30	10	1.0	0.0	1	3	3	0	2	0	0	0
2021	Las Vegas	10	2	14	11	3	0.0	0.0	0	0	-	0	1	0	0	0
Totals		17	8	54	41	13	1.0	0.0	1	3	3	0	3	0	0	0
POSTSEASON																
2021		1	1	5	3	2	0.0	0.0	0	0	-	0	0	0	0	0
Totals		1	1	5	3	2	0.0	0.0	0	0	-	0	0	0	0	0

TEAMER


RODERIC TEAMER GAME-BY-GAME

2021, LAS VEGAS (10-7)

Date	Opp.	W/L	GP/GS	TACKLES					INTERCEPTIONS					FUMBLES				
				Total	Solo	Asst.	Sacks	Yds.	No.	Yds.	Lg.	TD	PD	FF	FR	Yds.		
9/13	Bal.	W																
9/19	at Pit.	W																
9/26	Mia.	W																
10/4	at LAC	L	1/0	2	2	0	0.0	0.0	0	0	-	0	0	0	0	0	0	0
10/10	Chi.	L	1/0	1	0	1	0.0	0.0	0	0	-	0	0	0	0	0	0	0
10/17	at Den.	W	1/0	2	2	0	0.0	0.0	0	0	-	0	0	0	0	0	0	0
10/24	Phi.	W																
11/7	at NYG	L																
11/14	KC	L																
11/21	Cin.	L	1/0	0	0	0	0.0	0.0	0	0	-	0	0	0	0	0	0	0
11/25	at Dal.	W	1/0	0	0	0	0.0	0.0	0	0	-	0	0	0	0	0	0	0
12/5	Was.	L	1/0	0	0	0	0.0	0.0	0	0	-	0	0	0	0	0	0	0
12/12	at KC	L	1/0	0	0	0	0.0	0.0	0	0	-	0	0	0	0	0	0	0
12/20	at Cle.	W	1/0	0	0	0	0.0	0.0	0	0	-	0	0	0	0	0	0	0
12/26	Den.	W																
1/2/22	at Ind.	W	1/0	8	7	1	0.0	0.0	0	0	-	0	0	0	0	0	0	0
1/9/22	LAC	W	1/0	1	0	1	0.0	0.0	0	0	-	0	1	0	0	0	0	0
Totals			10/2	14	11	3	0.0	0.0	0	0	-	0	1	0	0	0	0	0
POSTSEASON																		
1/15/22	at Cin.	L	1/1	5	3	2	0.0	0.0	0	0	-	0	0	0	0	0	0	0
Totals			1/1	5	3	2	0.0	0.0	0	0	-	0	0	0	0	0	0	0

2019, LOS ANGELES CHARGERS (5-11)

Date	Opp.	W/L	GP/GS	TACKLES					INTERCEPTIONS					FUMBLES				
				Total	Solo	Asst.	Sacks	Yds.	No.	Yds.	Lg.	TD	PD	FF	FR	Yds.		
9/8	Ind.	W																
9/15	at Det.	L																
9/22	Hou.	L	1/1	7	6	1	0.0	0.0	0	0	-	0	0	0	0	0	0	0
9/29	at Mia.	W	1/1	4	2	2	0.0	0.0	0	0	-	0	0	0	0	0	0	0
10/6	Den.	L	1/1	9	5	4	0.0	0.0	0	0	-	0	0	0	0	0	0	0
10/13	Pit.	L	1/1	5	3	2	0.0	0.0	0	0	-	0	0	0	0	0	0	0
10/20	at Ten.	L	1/1	6	6	0	0.0	0.0	1	3	3	0	1	0	0	0	0	0
10/27	at Chi.	W	1/1	9	8	1	0.0	0.0	0	0	-	0	1	0	0	0	0	0
11/3	GB	W																
11/7	at Oak.	L																
11/18	KC	L	1/0	0	0	0	0.0	0.0	0	0	-	0	0	0	0	0	0	0
12/1	at Den.	L																
12/8	at Jac.	W																
12/15	Min.	L																
12/22	Oak.	L																
12/29	at KC	L																
Totals			7/6	40	30	10	0.0	0.0	1	3	3	0	2	0	0	0	0	0



JORDAN VEASY

18

POSITION: Wide Receiver
HT/WT: 6-2/223
ACQUIRED: FA-'22
BORN: 06/23/95

NFL SEASON: 2
RAIDERS SEASON: 1
COLLEGE: California
HOMETOWN: Gadsden, Ala.

TRANSACTIONS: Signed by Tennessee Titans as an undrafted free agent, May 11, 2018...Waived by Titans, Sept. 1, 2018...Signed by Jacksonville Jaguars to practice squad, Dec. 18, 2018...Signed by Indianapolis Colts as a reserve/future free agent, Jan. 14, 2019...Waived by Colts, Aug. 31, 2019...Signed by Buffalo Bills to practice squad, Sept. 25, 2019...Released by Bills, Oct. 1, 2019...Re-signed by Bills to practice squad, Oct. 14, 2019...Released by Bills, Oct. 17, 2019...Signed by Washington to practice squad, Dec. 4, 2019...Signed by Washington as a reserve/future free agent, Dec. 30, 2019...Waived by Washington, Oct. 6, 2020...Signed by Houston Texans, July 20, 2021...Waived by Texans, Aug. 31, 2021...Signed by Texans to practice squad, Sept. 1, 2021...Released by Texans, Jan. 17, 2022...Signed by Las Vegas Raiders as a free agent, May 20, 2022.

CAREER: Receiver saw first regular-season action in 2021 after spending time with six different teams since entering the NFL as an undrafted free agent in 2018...Spent last season on the Houston Texans' practice squad and was activated for two late season contests...Originally signed by Tennessee as an undrafted free agent, also spent time on the practice squad with Jacksonville, Indianapolis, Buffalo and Washington.

2021 (WITH HOU.): In training camp with Houston and signed to Texans' practice squad...**(12/19) at Jac.:** Activated from practice squad and made NFL debut, seeing snaps on offense and special teams...**(1/2/22) at SF:** Saw action on offense and special teams...Credited with first-career fumble recovery in the third quarter.

2020 (WITH WAS.): In training camp with Washington...Placed on the Reserve/Injured list after training camp and released in October.

2019 (WITH IND., BUF. AND WAS.): In training camp with Indianapolis...Spent time on the practice squad with Buffalo and Washington.

2018 (WITH TEN. AND JAC.): In training camp with Tennessee...Signed by Jacksonville to the practice squad in December.

COLLEGE: Started 13-of-24 career games at California, totaling 63 catches for 797 yards (12.7 avg.) and nine TDs...Recorded at least one catch in each of his final 19 contests...Posted career highs of 38 receptions, 491 receiving yards and six TDs as a senior, leading the team in TDs...As a junior, played in 12 games with three starts and contributed 25 receptions for 306 yards and three TDs...Played at Golden West College in Huntington Beach, Calif...Emerged as one of the state's top junior college wide receivers as a sophomore in 2015, earning first-team All-Region III and All-National Division honors from the Southern California Football Association...Compiled 1,552 all-purpose yards, 1,036 receiving yards and 11 TDs...Helped team finish 8-3 overall and make an appearance in the Patriotic Bowl...Attended Itawamba Community College during the 2014-15 school year but did not play football...As a true freshman, played at NAIA school Faulkner and totaled five catches for 75 yards and three TDs.

PERSONAL: Attended Gadsden (Ala.) City High School...Registered 23 catches for 637 yards and nine TDs as a senior...Also played baseball...Majored in American studies.

JORDAN VEASY'S CAREER STATISTICS

Year	Team	GP	GS	RECEIVING					RUSHING				TOTAL OFFENSE	
				Rec.	Yds.	Avg.	Lg.	TD	Att.	Yds.	Avg.	Lg.		TD
2021	Houston	2	0	0	0	-	-	0	0	0	-	-	0	0
Totals		2	0	0	0	-	-	0	0	0	-	-	0	0



KENDAL VICKERS

95

POSITION: Defensive End
HT/WT: 6-2/290
ACQUIRED: FA-'20
BORN: 05/23/95

NFL SEASON: 3
RAIDERS SEASON: 3
COLLEGE: Tennessee
HOMETOWN: Havelock, N.C.

TRANSACTIONS: Signed by Pittsburgh Steelers as an undrafted free agent, April 28, 2018...Waived by Steelers, Sept. 1, 2018...Signed by Tennessee Titans to practice squad, Dec. 24, 2018...Released by Titans, Jan. 7, 2019...Signed by Las Vegas Raiders as a reserve/future free agent, Jan. 23, 2020...Re-signed by Raiders as a free agent, March 2, 2021...Waived by Raiders, Aug. 31, 2021...Signed by Raiders to practice squad, Sept. 1, 2021...Signed by Raiders to active roster, Nov. 10, 2021.

CAREER: Defensive lineman enters third season with the Raiders...Has played in 17 career games with two starts...In 2021, split time between the practice squad and the active roster, seeing action in two games...In 2020, appeared in 15 contests and made two starts, totaling 10 tackles (six solo) and two sacks in his first NFL season...Played in the CFL in 2019, seeing action in all 18 games with Edmonton and recording 12 tackles, two sacks and one forced fumble...Originally signed by the Pittsburgh Steelers as an undrafted free agent in 2018 and appeared in four preseason games before being waived.

AT A GLANCE

- Played the past two seasons with the Raiders after signing as a free agent in 2020. Has played in 17 career games with two starts, totaling 10 tackles (six solo) and two sacks.
- Spent the 2019 season with Edmonton in the CFL and recorded 12 tackles, two sacks and one forced fumble in 18 contests.
- Played in 43 games at Tennessee from 2013-17, totaling 108 tackles (41 solo), 4.5 sacks and three forced fumbles.

2021: Appeared in two games in a reserve role for the Silver and Black...Spent first part of the season on the practice squad before being signed to the active roster in November...Inactive for seven games...(10/17) at Den.: Activated from the practice squad and appeared in a reserve role...(11/7) at NYG: Appeared in a reserve role...Postseason: (1/15/22) at Cin.: Inactive for AFC Wild Card Game.

2020: Appeared in 15 games with two starts in his first season with the Silver and Black...Finished with 10 tackles (six) and two sacks...His two sacks finished tied for fourth on the team...(9/13) at Car.: Appeared on defense and special teams...(9/21) vs. NO: Saw action on defense and special teams...(10/4) vs. Buf.: Registered his first career tackle as a rotational player on defense...(10/11) at KC: Made his first career start and recorded one tackle...(10/25) vs. TB: Saw action in a reserve role along the defensive line...(11/8) at LAC: Played in a reserve role on defense...(11/15) vs. Den.: Saw action in a reserve role along the defensive line...(11/22) vs. KC: Recorded two tackles, including his first career tackle for loss...(12/6) at NYJ: Recorded one tackle on defense...(12/13) vs. Ind.: Substituted in along the defensive line and posted two tackles...(12/17) vs. LAC: Posted two tackles (one)...Registered his first career sack, taking down QB Justin Herbert for a loss of eight yards...(12/26) vs. Mia.: Recorded his second sack of the season, taking down QB Tua Tagovailoa for a loss of six yards in the third quarter...(1/3/21) at Den.: Appeared on both defense and special teams.

2019 (WITH EDMONTON): Played for Edmonton in the CFL...Saw action in all 18 games and recorded 12 tackles, two sacks and one forced fumble.

2018 (WITH PIT. AND TEN.): Was originally signed by the Pittsburgh Steelers as an undrafted free agent and appeared in four preseason games before being waived...Spent one week on the Titans' practice squad after signing with the club on Dec. 24.

COLLEGE: Played in 43 games at Tennessee from 2013-17, totaling 108 tackles (41 solo), 4.5 sacks and three forced fumbles...In 2017, played in 12 games and recorded 50 total tackles (13), 1.5 sacks and two forced fumbles...Started all 13 games in 2016 and compiled 38 tackles (19), 2.5 sacks and one forced fumble...Made 13 starts in 2015 and totaled 20 tackles and a half-sack...Appeared in five games during 2014 season...Redshirted as a true freshman in 2013...Majored in communications.

PERSONAL: Attended Havelock (N.C.) High School, where he was a three-year letter winner and helped his team to back-to-back 3-A State Championship titles in his junior and senior seasons...Named All-State in his senior season, All-Conference in his junior and senior seasons and All-Area in each of his varsity seasons.

SINGLE-GAME HIGHS: TACKLES: Total – 2, three times; last: 12/17/20 vs. LAC. Solo – 2, 11/22/20 vs. KC. Sacks – 1, two times; last: 12/26/20 vs. Mia.

KENDAL VICKERS' CAREER STATISTICS

Year	Team	GP	GS	Total	TACKLES			Yds.	INTERCEPTIONS				FUMBLES				
					Solo	Asst.	Sacks		No.	Yds.	Lg.	TD	PD	FF	FR	Yds.	
2020	Las Vegas	15	2	10	5	5	2.0	14.0	0	0	-	0	0	0	0	0	0
2021	Las Vegas	2	0	0	0	0	0.0	0.0	0	0	-	0	0	0	0	0	0
Totals		17	2	10	5	5	2.0	14.0	0	0	-	0	0	0	0	0	0
POSTSEASON																	
2021	Las Vegas	0	0	0	0	0	0.0	0.0	0	0	-	0	0	0	0	0	0
Totals		0	0	0	0	0	0.0	0.0	0	0	-	0	0	0	0	0	0

VICKERS

KENDAL VICKERS GAME-BY-GAME

2021, LAS VEGAS (10-7)

Date	Opp.	W/L	GP/GS	TACKLES					INTERCEPTIONS					FUMBLES			
				Total	Solo	Asst.	Sacks	Yds.	No.	Yds.	Lg.	TD	PD	FF	FR	Yds.	
9/13	Bal.	W		(PRACTICE SQUAD)													
9/19	at Pit.	W		(PRACTICE SQUAD)													
9/26	Mia.	W		(PRACTICE SQUAD)													
10/4	at LAC	L		(PRACTICE SQUAD)													
10/10	Chi.	L		(PRACTICE SQUAD)													
10/17	at Den.	W	1/0	0	0	0	0.0	0.0	0	0	-	0	0	0	0	0	0
10/24	Phi.	W		(PRACTICE SQUAD)													
11/7	at NYG	L	1/0	0	0	0	0.0	0.0	0	0	-	0	0	0	0	0	0
11/14	KC	L		(INACTIVE)													
11/21	Cin.	L		(INACTIVE)													
11/25	at Dal.	W		(INACTIVE)													
12/5	Was.	L		(INACTIVE)													
12/12	at KC	L		(INACTIVE)													
12/20	at Cle.	W		(INACTIVE)													
12/26	Den.	W		(INACTIVE)													
1/2/22	at Ind.	W		(RESERVE/COVID-19 LIST)													
1/9/22	LAC	W		(RESERVE/COVID-19 LIST)													
Totals			2/0	0	0	0	0.0	0.0	0	0	-	0	0	0	0	0	0
POSTSEASON																	
1/15/22	at Cin.	L		(INACTIVE)													
Totals			0/0	0	0	0	0.0	0.0	0	0	-	0	0	0	0	0	0

2020, LAS VEGAS (8-8)

Date	Opp.	W/L	GP/GS	TACKLES					INTERCEPTIONS					FUMBLES			
				Total	Solo	Asst.	Sacks	Yds.	No.	Yds.	Lg.	TD	PD	FF	FR	Yds.	
9/13	at Car.	W	1/0	0	0	0	0.0	0.0	0	0	-	0	0	0	0	0	0
9/21	NO	W	1/0	0	0	0	0.0	0.0	0	0	-	0	0	0	0	0	0
9/27	at NE	L		(INACTIVE)													
10/4	Buf.	L	1/0	1	0	1	0.0	0.0	0	0	-	0	0	0	0	0	0
10/11	at KC	W	1/1	1	1	0	0.0	0.0	0	0	-	0	0	0	0	0	0
10/25	TB	L	1/0	0	0	0	0.0	0.0	0	0	-	0	0	0	0	0	0
11/1	at Cle.	W	1/0	0	0	0	0.0	0.0	0	0	-	0	0	0	0	0	0
11/8	at LAC	W	1/0	0	0	0	0.0	0.0	0	0	-	0	0	0	0	0	0
11/15	Den.	W	1/0	0	0	0	0.0	0.0	0	0	-	0	0	0	0	0	0
11/22	KC	L	1/0	2	2	0	0.0	0.0	0	0	-	0	0	0	0	0	0
11/29	at Atl.	L	1/0	0	0	0	0.0	0.0	0	0	-	0	0	0	0	0	0
12/6	at NYJ	W	1/1	1	0	1	0.0	0.0	0	0	-	0	0	0	0	0	0
12/13	Ind.	L	1/0	2	0	2	0.0	0.0	0	0	-	0	0	0	0	0	0
12/17	LAC	L	1/0	2	1	1	1.0	8.0	0	0	-	0	0	0	0	0	0
12/26	Mia.	L	1/0	1	1	0	1.0	6.0	0	0	-	0	0	0	0	0	0
1/3/21	at Den.	W	1/0	0	0	0	0.0	0.0	0	0	-	0	0	0	0	0	0
Totals			2/0	10	5	5	2.0	14.0	0	0	-	0	0	0	0	0	0



DARREN WALLER

83

POSITION: Tight End
HT/WT: 6-6/238
ACQUIRED: FA-18
BORN: 09/13/92

NFL SEASON: 6
RAIDERS SEASON: 5
COLLEGE: Georgia Tech
HOMETOWN: Acworth, Ga.

TRANSACTIONS: Selected by Baltimore Ravens in the sixth round (204th overall) of the 2015 NFL Draft, May 2, 2015...Waived by Ravens, Sept. 1, 2018...Signed by Ravens to practice squad, Sept. 2, 2018...Signed by Oakland Raiders to active roster, Nov. 27, 2018.

CAREER: A veteran tight end who enters his fifth season with the Silver and Black after originally signing to the Raiders active roster during Week 13 of the 2018 season from the Baltimore Ravens practice squad...Has appeared in 65 games with 46 starts over his career, totaling 270 receptions for 3,184 yards and 16 receiving TDs...Became the second tight end in franchise history to record at least 1,000 receiving yards in back-to-back campaigns, joining Raiders great TE Todd Christensen...Became the only tight end in club annals to record back-to-back seasons with at least 90 receptions and 1,000 receiving yards...In 2021, started all 11 games he appeared in and recorded 55 receptions for 665 yards with two TDs...In 2020, earned Pro Bowl honors after setting career highs in receptions (107), receiving yards (1,196) and receiving TDs (nine), while tying his team-record of 100-yard contests (five) from the previous year...With 107 receptions, broke Hall of Fame WR Tim Brown's former record for most catches in a single season (104 in 1997)...Became just the sixth tight end in NFL history to log over 100 receptions in a single season...His 107 receptions rank third all-time among tight ends in NFL history...Became just the second tight end in NFL lore to log at least 100 receptions, 200 receiving yards and two TD receptions in a single contest...In 2019, set then-career highs in every major offensive category, recording 90 receptions for 1,145 receiving yards and three TDs...Named a Pro Bowl alternate and broke the club record, while leading all NFL tight ends for most 100-yard receiving games (five) by a tight end in a single season...Appeared in four games for the Raiders in 2018, recording six receptions for 75 yards...In 2016, appeared in 12 games with three starts, logging 10 receptions, 85 receiving yards and two TDs...Played in six games with one start as a rookie in 2015.

AT A GLANCE

- In 2020, put together the finest season by a tight end in franchise history, setting career highs in receptions (107), receiving yards (1,196) and receiving TDs (nine) en route to his first Pro Bowl selection.
- With 107 receptions in 2020, broke Hall of Fame WR Tim Brown's franchise record for most receptions in a single season (104 in 1997).
- Set the franchise record in 2019 – and matched it again in 2020 – for most 100-yard receiving games (five) by a tight end in a single season, while also leading all tight ends in the NFL.

2021: Started all 11 games he appeared in, missing six contests due to injury...Recorded 55 receptions for 665 yards with two TDs...**(9/13) vs. Bal.:** Finished with 10 receptions for 105 yards with one TD...Registered his 11th career 100-yard receiving game and his fourth career game with 10 or more receptions...The contest marked his fourth straight game with 100-plus receiving yards, dating back to Dec. 17, 2020...**(9/19) at Pit.:** Started and recorded 65 yards on five receptions with a 25-yard long...**(9/26) vs. Mia.:** Recorded five receptions for 54 yards in the win...**(10/4) at LAC:** Finished with four receptions for 50 yards, adding one TD...**(10/10) vs. Chi.:** Recorded four receptions for 45 yards...**(10/17) at Den.:** Recorded five receptions for 59 yards (11.8 avg.) with a 33-yard long...**(11/7) at NYG:** Returned to action and recorded a game-high 92 receiving yards on seven receptions...**(11/14) vs. KC:** Started and recorded four receptions for 24 yards...**(11/21) vs. Cin.:** Recorded 116 yards on seven receptions...**(11/25) at Dal.:** Recorded two catches for 33 yards...**(1/9/22) vs. LAC:** Returned two action, recording two receptions for 22 yards...**Postseason:** **(1/15/22) at Cin.:** Recorded seven receptions for a team-high 76 yards in his first postseason contest.

2020: Earned his first Pro Bowl honor after recording career highs with 107 receptions for 1,196 yards and nine TDs...Surpassed WR Tim Brown's record (104 in 1997) for most receptions in a single season in franchise history...Became just the sixth tight end in league history to surpass 100 receptions in a single season...Recorded at least five receptions in 13 contests...Posted five games with at least 100 receiving yards, tying his team record from 2019...Finished first in the NFL among tight ends with 107 receptions, second with 1,196 yards and third with nine TDs...Finished fourth in the league with 572 yards after catch...His nine TDs tied for 10th in the NFL among all players...From Weeks 13-15, recorded the most receiving yards (425) by a tight end in a three-game span in NFL history, surpassing Jimmy Graham and Shannon Sharpe's previous record of 413 yards set in 2013 and 1996, respectively...**(9/13) at Car.:** Posted a team-high six receptions for 45 yards...**(9/21) vs. NO:** Led the team in receptions for the second consecutive week, finishing with 12 catches for 103 yards and one TD...Recorded his first TD reception of the season on a 1-yard pass from QB Derek Carr...Joined Brown as the only Raiders player to record multiple career games with at least 12 receptions...Finished with the second-most receptions by a tight end in a single game in Monday Night Football history...**(9/27) at NE:** Hauled in two passes for nine yards...**(10/4) vs. Buf.:** Led the club with 88 yards on nine receptions (9.8 avg.)...**(10/11) at KC:** Led the team with five receptions...Finished with 48 receiving yards on five receptions, while also hauling in a TD pass from Carr...**(10/25) vs. TB:** Finished with 50 receiving yards on six receptions, while also hauling in a TD pass from Carr...Led all Raiders receivers with six receptions on the day...**(11/1) at Cle.:** Led both teams with a game-high five receptions on the afternoon...Finished with 28 receiving yards...**(11/8) at LAC:** Finished the day with a team-high five receptions for 22 yards with one TD...Hauled in a 2-yard TD pass from Carr...**(11/15) vs. Den.:** Recorded three receptions for 37



yards...**(11/22) vs. KC:** Finished with seven receptions for a team-high 88 receiving yards with one TD...**(11/29) at Atl.:** Finished with four receptions for 23 receiving yards...**(12/6) at NYJ:** Finished with 13 receptions for 200 yards and two TD receptions...Became the fourth tight end in NFL history to record at least 200 receiving yards and two TD receptions...Became the second tight end in NFL history to record 10 receptions, 200 receiving yards and two TDs in a contest...His 200 receiving yards were the most by a tight end since TE George Kittle totaled 210 yards in Week 14 of 2018...He became the fourth player in Raiders history to surpass 200 receiving yards in a single game...Became the first tight end since TE Jordan Reed in Week 16 of the 2015 season to have 100 receiving yards and two receiving TDs in the first half of a game...Posted at least 12 receptions for the third time in his career, tying Brown for the most such games in Raiders history (three)...Registered his seventh career 100-yard receiving game...**(12/13) vs. Ind.:** Recorded seven receptions for 75 yards in the contest...Became the second tight end in franchise history to record at least 80 receptions in multiple seasons...**(12/17) vs. LAC:** Finished with nine receptions for 150 yards with one TD in the contest...Hauled in a 35-yard TD pass from QB Marcus Mariota, marking his eighth TD of the season...Became just the third player in Raiders history to log at least 90 receptions in multiple seasons, joining Brown (four times) and TE Todd Christensen (two times)...Recorded his second game with at least 150 receiving yards in the last three weeks...**(12/26) vs. Mia.:** Totaled five receptions for 112 yards (22.4 avg.)...Became only the second tight end in Raiders history to record multiple 1,000-yard receiving campaigns, joining Christensen (three times: 1983-84 and 1986)...Set a new Raiders record for most receptions in a single season by a tight end (98), surpassing Christensen's 95 in 1986...Became just the third player in Raiders history to log at least 90 receptions and 1,000 receiving yards in multiple seasons...Became the first tight end in franchise history to record at least 90 receptions and 1,000 receiving yards in back-to-back seasons...Recorded his ninth career 100-yard receiving contest...**(1/3/21) at Den.:** Finished the day with nine receptions for 117 yards with one TD and a two-point conversion...Set the single-season franchise record for most receptions with 107, surpassing Brown's previous record of 104, and becoming just the second player in franchise history to eclipse 100 receptions...Recorded his 10th career 100-yard receiving contest, second most among tight ends in club history...His 10 games with at least 100 receiving yards since the start of the 2019 season are the most in the NFL by a tight end.

WALLER

2019: Started all 16 contests for the first time in his career, setting then-career highs with 90 receptions for 1,145 yards with three TDs...Finished the season ranked first among tight ends in the NFL in yards after the catch (570), second in receiving yards (1,145) and second in receptions (90)...Became just the second tight end in franchise history with 1,000 receiving yards in a single season...Became only the fifth player in franchise history to record at least 90 receptions in a single season...Named a Pro Bowl alternate and broke the club record, while leading the all NFL tight ends, for most 100-yard receiving games (five) by a tight end in a single season...**(9/9) vs. Den.:** Posted seven receptions and 70 receiving yards...His seven receptions tied for a game high...**(9/15) vs. KC:** Led the team with six receptions for 63 yards (10.5 avg.)...Recorded five-plus receptions in back-to-back contests for the first time in his career...Three of his six receptions went for a first down in the contest...**(9/22) at Min.:** Recorded a then-career-high 13 receptions and 134 yards, tying for the second-most receptions in a single game in team history (RB Darren McFadden – 2012, WR Tim Brown – 2002)...**(9/29) at Ind.:** Posted seven receptions for 53 yards...Became the fifth tight end in NFL history with 30-plus catches through the first four games of a season, joining TEs Antonio Gates (33 – 2007), Jimmy Graham (32 – 2014), Zach Ertz (31 – 2018) and Jordan Cameron (30 – 2013)...Tied Gates (33 in 2007) for the most receptions by a tight end in his team's first four games of a season in NFL history...Led the Raiders in receptions for the fourth consecutive week with seven receptions for 53 yards...**(10/6) vs. Chi.:** Logged four receptions for 39 yards (9.8 avg.) in the win...**(10/20) at GB:** Recorded his first TD as a Raider on a 7-yard pass from QB Derek Carr...Found the end zone once again, scoring on a 17-yard reception, marking the first time he has recorded multiple TDs in a game...Finished with 126 yards on eight receptions, marking the second time in his career surpassing 100 receiving yards...**(10/27) at Hou.:** Recorded his third TD of the season on an 8-yard pass from Carr...Finished two receptions for 11 yards and a TD...**(11/3) vs. Det.:** Caught two passes for 52 yards with a long of 31 yards...**(11/7) vs. LAC:** Finished with three receptions for 40 yards...**(11/17) vs. Cin.:** Finished with 78 yards on five receptions (15.6 avg.), including a 32-yard long...**(11/24) at NYJ:** Finished the contest with 41 yards on three receptions (13.7 avg.)...**(12/1) at KC:** Led all receivers with seven receptions for 100 yards (14.3 avg.), marking his third 100-yard receiving yard performance...**(12/8) vs. Ten.:** Led the team with six receptions for 73 yards (12.2 avg.) and became just the third tight end in franchise history with at least 70 receptions (72) in a single season, joining TE Todd Christensen (1983-86) and Brandon Myers (2012)...**(12/15) vs. Jac.:** Finished with eight receptions for 122 yards (15.3 avg.)...Became just the second tight end in franchise history with 1,000 receiving yards in a single season, joining Christensen...Also tied a club record for most 100-yard receiving games in a single season amongst tight ends (four)...Registered his third contest in a row with six-plus catches and 70-plus receiving yards...**(12/22) at LAC:** Finished with four receptions for 37 yards (9.2 avg.)...Surpassed Christensen for the third-most receptions (84) and third-most receiving yards (1,038) in franchise history by a tight end in a single season...**(12/29) at Den.:** Ended the day with six receptions for 107 yards (17.8 avg.), including a career-long 75-yard catch which marked the Raiders longest play from scrimmage throughout the season...His fifth 100-plus receiving yard game broke a club record for most such games in a single season among tight ends...Became only the fifth player in franchise history to record at least 90 receptions in a single season...Finished the season ranked first among tight ends in the NFL in yards after the catch (570), second in receiving yards (1,145) and second in receptions (90).



2021: Started all 11 games he appeared in, missing six contests due to injury...Recorded 55 receptions for 665 yards with two TDs...**(9/13) vs. Bal.:** Finished with 10 receptions for 105 yards with one TD...Registered his 11th career 100-yard receiving game and his fourth career game with 10 or more receptions...The contest marked his fourth straight game with 100-plus receiving yards, dating back to Dec. 17, 2020...**(9/19) at Pit.:** Started and recorded 65 yards on five receptions with a 25-yard long...**(9/26) vs. Mia.:** Recorded five receptions for 54 yards in the win...**(10/4) at LAC:** Finished with four receptions for 50 yards, adding one TD...**(10/10) vs. Chi.:** Recorded four receptions for 45 yards...**(10/17) at Den.:** Recorded five receptions for 59 yards (11.8 avg.) with a 33-yard long...**(11/7) at NYG:** Returned to action and recorded a game-high 92 receiving yards on seven receptions...**(11/14) vs. KC:** Started and recorded four receptions for 24 yards...**(11/21) vs. Cin.:** Recorded 116 yards on seven receptions...**(11/25) at Dal.:** Recorded two catches for 33 yards...**(1/9/22) vs. LAC:** Returned two action, recording two receptions for 22 yards...**Postseason:** **(1/15/22) at Cin.:** Recorded seven receptions for a team-high 76 yards in his first postseason contest.

2018 (WITH BAL. AND OAK.): Played in four games after signing with Oakland on Nov. 27...Recorded six receptions for 75 yards with one carry for 21 yards...(12/9) vs. Pit.: Made his Raiders debut, appearing in a limited role on offense and special teams...(12/16) at Cin.: Recorded a career-long rush (21 yards) and a then-career long reception (44 yards) in just his second game with the Silver and Black...His 44-yard reception in the second quarter set up a 1-yard TD to TE Lee Smith on the next play...(12/24) vs. Den.: Recorded two receptions for eight yards in the win...(12/30) at KC: Caught three passes for 23 yards in the contest.

2017 (WITH BAL.): Placed on the Reserve/Suspended List.

2016 (WITH BAL.): Played in 12 games with three starts...Posted 10 receptions for 85 receiving yards and two TDs...Finished second on the team with six special teams tackles...(11/6) vs. Pit.: Recorded two catches for 17 yards...(11/10) vs. Cle.: Recorded his first career TD reception...Finished with two catches for 14 yards...(12/12) at NE: Recorded a 3-yard TD catch.

2015 (WITH BAL.): Played in six games with one start...Finished with two receptions for 18 yards...Notched three special teams tackles...Placed on the Reserve/Injured List on Oct. 28...(9/13) at Den.: Made his NFL debut...Saw action on special teams...(10/1) at Pit.: Recorded his first career reception for 17 yards...(10/11) vs. Cle.: Earned his first career NFL start.

COLLEGE: Played four years (2011-14) at Georgia Tech, appearing in 50 games with 22 starts...Finished his collegiate career with 51 receptions for 971 yards and nine TDs...Recorded a career-high 26 receptions for 442 yards and six TDs his senior year...Totaled 17 receptions for 367 yards with three TDs as a junior in 2013...Finished second on the team in receptions, receiving yards and TDs both his junior and senior seasons...Majored in management.

PERSONAL: Native of Acworth, Ga. ...Attended North Cobb High School in Kennesaw, Ga. ...Named first-team All-County, first-team All-Region and second-team All-State as a senior...Played wide receiver and defensive back during his three-year varsity career and served as team captain for two seasons...Also a standout on the basketball team...In February 2019, started his own foundation called 'The Darren Waller Foundation'...The focus of the foundation is to provide a safe, accepting and encouraging environment for students to help avoid and overcome substance abuse and misuse, while also supporting youth and their families during their recover and treatment journey.

ADDITIONAL STATISTICS: Special teams tackles - 3 in 2015, 6 in 2016, 1 in 2018; NFL totals: 10.

SINGLE-GAME HIGHS: RECEIVING: Receptions - 13, two times; last: 12/6/20 at NYJ. Yards - 200, 12/6/20 at NYJ. Long - 75, 12/29/19 at Den. Touchdowns - 2, two times; last 12/6/20 at NYJ. RUSHING: Attempts - 1, three times; last: 11/17/19 vs. Cin. Yards - 21, 12/16/18 at Cin. Long - 21, 12/16/18 at Cin.

DARREN WALLER'S CAREER STATISTICS

Year	Team	GP	GS	RECEIVING				RUSHING				TOTAL OFFENSE		
				Rec.	Yds.	Avg.	Lg.	TD	Att.	Yds.	Avg.		Lg.	TD
2015	Baltimore	6	1	2	18	9.0	17	0	0	0	-	-	0	18
2016	Baltimore	12	3	10	85	8.5	15	2	0	0	-	-	0	85
2017	Baltimore	(RESERVE/SUSPENDED LIST)												
2018	Bal./Oak.	4	0	6	75	12.5	44	0	1	21	21.0	21	0	96
2019	Oakland	16	16	90	1,145	12.7	75	3	2	5	2.5	7	0	1,150
2020	Las Vegas	16	15	107	1,196	11.2	38t	9	0	0	-	-	0	1,196
2021	Las Vegas	11	11	55	665	12.1	33	2	0	0	-	-	0	665
Totals		65	46	270	3,184	11.8	75	16	3	26	8.7	21	0	3,210
POSTSEASON														
2021	Las Vegas	1	1	7	76	10.9	23	0	0	0	-	-	0	0
Totals		1	1	7	76	10.9	23	0	0	0	-	-	0	0

DARREN WALLER GAME-BY-GAME

2021, LAS VEGAS (10-7)

Date	Opp.	W/L	GP/GS	RECEIVING					
				Rec.	Yds.	Avg.	Lg.	TD	
9/13	Bal.	W	1/1	10	105	10.5	24	1	
9/19	at Pit.	W	1/1	5	65	13	25	0	
9/26	Mia.	W	1/1	5	54	10.8	23	0	
10/4	at LAC	L	1/1	4	50	12.5	21	1	
10/10	Chi.	L	1/1	4	45	11.3	29	0	
10/17	at Den.	W	1/1	5	59	11.8	33	0	
10/24	Phi.	W		(INACTIVE)					
11/7	at NYG	L	1/1	7	92	13.1	24	0	
11/14	KC	L	1/1	4	24	6	11	0	
11/21	Cin.	L	1/1	7	116	16.6	31	0	
11/25	at Dal.	W	1/1	2	33	16.5	21	0	
12/5	Was.	L		(INACTIVE - KNEE/BACK)					
12/12	at KC	L		(INACTIVE - KNEE/BACK)					
12/20	at Cle.	W		(INACTIVE - KNEE/BACK)					
12/26	Den.	W		(INACTIVE - KNEE/BACK)					
1/2/22	at Ind.	W		(RESERVE/COVID-19 LIST)					
1/9/22	LAC	W	1/1	2	22	11	18	0	
Totals				11/11	55	665	12.1	33	2
POSTSEASON									
1/15/22	at Cin.	L	1/1	7	76	10.9	23	0	
Totals				1/1	7	76	10.9	23	0

2020, LAS VEGAS (8-8)

Date	Opp.	W/L	GP/GS	RECEIVING					
				Rec.	Yds.	Avg.	Lg.	TD	
9/13	at Car.	W	1/1	6	45	7.5	8	0	
9/21	NO	W	1/1	12	105	8.8	18	1	
9/27	at NE	L	1/1	2	9	4.5	8	0	
10/4	Buf.	L	1/1	9	88	9.8	22	0	
10/11	at KC	W	1/0	5	48	9.6	23	1	
10/25	TB	L	1/1	6	50	8.3	14	1	
11/1	at Cle.	W	1/1	5	27	5.4	7	0	
11/8	at LAC	W	1/1	5	22	4.4	8	1	
11/15	Den.	W	1/1	3	37	12.3	24	0	
11/22	KC	L	1/1	7	88	12.6	26	1	
11/29	at Atl.	L	1/1	4	23	5.8	11	0	
12/6	at NYJ	W	1/1	13	200	15.4	38t	2	
12/13	Ind.	L	1/1	7	75	10.7	29	0	
12/17	LAC	L	1/1	9	150	16.7	35t	1	
12/26	Mia.	L	1/1	5	112	22.4	33	0	
1/3/21	at Den.	W	1/1	9	117	13	28t	1	
Totals				16/15	107	1,196	11.2	38t	9

2019, OAKLAND (7-9)

Date	Opp.	W/L	GP/GS	RECEIVING					
				Rec.	Yds.	Avg.	Lg.	TD	
9/9	Den.	W	1/1	7	70	10.0	25	0	
9/15	KC	L	1/1	6	63	10.5	16	0	
9/22	at Min.	L	1/1	13	134	10.3	30	0	
9/29	at Ind.	W	1/1	7	53	7.6	17	0	
10/6	Chi.(Lon.)	W	1/1	4	39	9.8	13	0	
10/20	at GB	L	1/1	7	126	18.0	48	2	
10/27	at Hou.	L	1/1	2	11	5.5	8t	1	
11/3	Det.	W	1/1	2	52	26	31	0	
11/7	LAC	W	1/1	3	40	13.3	27	0	
11/17	Cin.	W	1/1	5	78	15.6	32	0	
11/24	at NYJ	L	1/1	3	41	13.7	19	0	
12/1	at KC	L	1/1	7	100	14.3	24	0	
12/8	Ten.	L	1/1	6	72	12.2	25	0	
12/15	Jac.	L	1/1	8	122	15.3	36	0	
12/22	at LAC	W	1/1	4	37	9.3	20	0	
12/29	at Den.	L	1/1	6	107	17.8	75	0	
Totals				16/16	90	1,145	12.7	75	3

2018, BALTIMORE/OAKLAND

Date	Opp.	W/L	GP/GS	RECEIVING					
				Rec.	Yds.	Avg.	Lg.	TD	
9/9	Buf.*	W		(PRACTICE SQUAD)					
9/13	at Cin.*	L		(PRACTICE SQUAD)					
9/23	Den.*	W		(PRACTICE SQUAD)					
9/30	at Pit.*	W		(PRACTICE SQUAD)					
10/7	at Cle.*	L		(PRACTICE SQUAD)					
10/14	at Ten.*	W		(PRACTICE SQUAD)					
10/28	NO*	L		(PRACTICE SQUAD)					
11/4	at Car.*	L		(PRACTICE SQUAD)					
11/18	Pit.*	W		(PRACTICE SQUAD)					
11/25	Cin.*	W		(PRACTICE SQUAD)					
12/2	KC	L		(PRACTICE SQUAD)					
12/9	Pit.	W	1/0	0	0	-	-	0	
12/16	at Cin.	L	1/0	1	44	44.0	44	0	
12/15	Jac.	L	1/1	2	8	4.0	6	0	
12/22	at LAC	W	1/1	3	23	7.7	11	0	
12/30	at KC	L	1/0	3	23	7.7	11	0	
Totals				4/0	6	75	12.5	44	0

*w/ Bal.

DARREN WALLER GAME-BY-GAME

2016, BALTIMORE (8-8)

Date	Opp.	W/L	GP/GS	RECEIVING				TD
				Rec.	Yds.	Avg.	Lg.	
9/11	Buf.	W	(RESERVE/SUSPENDED LIST)					
9/18	at Cle.	W	(RESERVE/SUSPENDED LIST)					
9/25	at Jac.	W	(RESERVE/SUSPENDED LIST)					
10/2	Oak.	L	(RESERVE/SUSPENDED LIST)					
10/9	Was.	L	1/0	0	0	-	-	0
10/16	at NYG	L	1/0	0	0	-	-	0
10/23	at NYJ	L	1/0	0	0	-	-	0
11/6	Pit.	W	1/1	2	17	8.5	9	0
11/10	Cle.	W	1/0	2	14	7.0	10	1
11/20	at Dal.	L	1/1	0	0	-	-	0
11/27	Cin.	W	1/0	2	14	7.0	8	0
12/4	Mia.	W	1/0	1	15	15.0	15	0
12/12	at NE	L	1/0	1	3	3.0	3t	1
12/18	Phi.	W	1/0	1	11	11.0	11	0
12/25	at Pit.	L	1/0	1	11	11.0	11	0
1/1/17	at Cin.	L	1/1	0	0	-	-	0
Totals			12/3	10	85	8.5	15	2

2015, BALTIMORE (5-11)

Date	Opp.	W/L	GP/GS	RECEIVING				Lg.	TD
				Rec.	Yds.	Avg.	Lg.		
9/13	at Den.	L	1/0	0	0	-	-	0	
9/20	at Oak.	L	1/0	0	0	-	-	0	
9/27	Cin.	L	1/0	0	0	-	-	0	
10/1	at Pit.	W	1/0	1	17	17.0	17	0	
10/11	Cle.	L	1/1	1	1	1.0	1	0	
10/18	at SF	L	(INACTIVE - CONCUSSION)						
10/26	at Ari.	L	1/0	0	0	-	-	0	
11/1	SD	W	(RESERVE/INJURED LIST - HAMSTRING)						
11/15	Jac.	L	(RESERVE/INJURED LIST - HAMSTRING)						
11/22	StL.	W	(RESERVE/INJURED LIST - HAMSTRING)						
11/30	at Cle.	W	(RESERVE/INJURED LIST - HAMSTRING)						
12/6	at Mia.	L	(RESERVE/INJURED LIST - HAMSTRING)						
12/13	Sea.	L	(RESERVE/INJURED LIST - HAMSTRING)						
12/20	KC.	L	(RESERVE/INJURED LIST - HAMSTRING)						
12/27	Pit.	W	(RESERVE/INJURED LIST - HAMSTRING)						
1/3/16	at Cin.	L	(RESERVE/INJURED LIST - HAMSTRING)						
Totals			6/1	2	18	9.0	17	0	



ROCK YA-SIN

26

POSITION: Cornerback
HT/WT: 5-11/192
ACQUIRED: TR-'22 (Ind.)
BORN: 05/23/96

NFL SEASON: 4
RAIDERS SEASON: 1
COLLEGE: Temple
HOMETOWN: Atlanta, Ga.

TRANSACTIONS: Selected by Indianapolis Colts in the second round (34th overall) of the 2019 NFL Draft, April 26, 2019... Acquired via trade by Las Vegas Raiders, March 16, 2022.

CAREER: Veteran cornerback enters his first season with the Silver and Black... Appeared in 13 games with eight starts in 2021, recording 31 tackles (27 solo), eight passes defended, one forced fumble and one fumble recovery... In 2020, played in 13 games with eight starts and totaled 44 tackles (35), seven passes defended, one INT and one forced fumble... Played in 15 games with 14 starts as a rookie in 2019, compiling 61 tackles (53), five passes defended, one INT and one fumble recovery... Career totals include 41 games played with 30 starts, 136 tackles (115), 20 passes defended, two INTs, two forced fumbles and two fumble recoveries.

AT A GLANCE

- Career totals include 41 games played with 30 starts, 136 tackles (115), 20 passes defended, two INTs, two forced fumbles and two fumble recoveries.
- In 2021, appeared in 13 games with eight starts, recording 31 tackles (27 solo), eight passes defended, two INTs, two forced fumbles and two fumble recoveries.
- In his lone season at Temple in 2018, started 12 games and was named first-team All-AAC after recording 47 tackles (36) and 12 passes defended.

2021 (WITH IND.): Appeared in 13 games with eight starts, recording 31 tackles (27 solo), eight passes defended, two INTs, two forced fumbles and two fumble recoveries... (9/12) vs. Sea.: Posted four tackles (three)... (9/19) vs. LAR: Recorded two tackles (one)... (9/26) at Ten.: Tallied three tackles (two), one forced fumble and one fumble recovery... (10/3) at Mia.: Inactive... (10/11) at Bal.: Inactive... (10/17) vs. Hou.: Posted four tackles... (10/24) at SF: Inactive... (10/31) vs. Ten.: Recorded two tackles and one pass defended... (11/4) vs. NYJ: Registered a season-high five tackles and added one pass defended... (11/14) vs. Jac.: Posted one tackle and one pass defended... (11/21) at Buf.: Finished with one tackle and one pass defended... (11/28) vs. TB: Recorded three tackles and one pass defended... (12/18) vs. NE: Recorded one tackle and one pass defended... (12/25) at Ari.: Placed on Reserve/COVID-19 List... (1/2/22) vs. LV: Tallied four tackles and two passes defended... (1/9/22) at Jac.: Recorded one tackle.

2020 (WITH IND.): Played in 13 games with eight starts and totaled 44 tackles (35), seven passes defended, one INT and one forced fumble... (9/13) at Jac.: Recorded four tackles (three)... (9/20) vs. Min.: Inactive... (9/27) vs. NYJ: Inactive... (10/4) at Chi.: Tallied one tackle and one pass defended... (10/11) at Cle.: Recorded a season-high eight tackles (six) and one pass defended... (10/18) vs. Cin.: Compiled six tackles, two passes defended and one forced fumble... (11/1) at Det.: Posted two tackles (one)... (11/8) vs. Bal.: Recorded two tackles... (11/12) at Ten.: Finished with four tackles (three)... (11/22) vs. GB: Totaled four tackles (three), one INT and one pass defended... (11/29) vs. Ten.: Posted three tackles (two)... (12/6) at Hou.: Recorded two tackles... (12/13) at LV: Totaled four tackles and one pass defended... (12/27) at Pit.: Compiled four tackles (two) and one pass defended... (1/3/21) vs. Jac.: Inactive... Post-season: (1/9/21) at Buf.: Inactive.



2019 (WITH IND.): Played in 15 games with 14 starts, compiling 61 tackles (53), five passes defended, one INT and one fumble recovery... (9/8) at LAC: Finished with two tackles... (9/15) at Ten.: Posted three tackles (one)... (9/22) vs. Atl.: Recorded two tackles (one)... (9/29) vs. LV: Tallied four tackles and one pass defended... (10/6) at KC: Recorded six tackles... (10/20) vs. Hou.: Totaled seven tackles (six)... (10/27) vs. Den.: Posted four tackles... (11/3) at Pit.: Recorded two tackles... (11/10) vs. Mia.: Compiled four tackles and one pass defended... (11/17) vs. Jac.: Recorded six tackles, one tackle for loss, one pass defended and one INT... (11/21) at Hou.: Inactive... (12/1) vs. Ten.: Posted one tackle... (12/8) at TB: Tallied four tackles, one pass defended and one fumble recovery... (12/16) at NO: Registered a career-high 10 tackles (eight), including one tackle for loss... (12/22) vs. Car.: Finished with four tackles (three) and one pass defended... (12/29) at Jac.: Recorded two tackles.

COLLEGE: Played in 45 games with 35 starts between his time at Presbyterian College (2015-17) and Temple (2018)... Recorded 142 tackles, seven INTs, 31 passes defended and three fumble recoveries... In his lone season at Temple in 2018, started 12 games and was named first-team All-AAC after recording 47 tackles (36) and 12 passes defended... In 2017 at Presbyterian College, started 11 games and was named first-team All-Big South after recording 49 tackles, five INTs and two fumble recoveries... As a sophomore in 2016, started 11 games and finished with 31 tackles, nine passes defended, one fumble recovery and one defensive TD... In 2015, played in 11 games with two starts and recorded 15 tackles and two passes defended.

PERSONAL: Attended Southwest Dekalb (Ga.) High School...Was a two-time all-county and all-region selection...Finished as the program's all-time leader in INTs...A three-time region champion, three-time county champion in football...Two-time state champion wrestler.

ADDITIONAL STATISTICS: Special teams tackles – 1 in 2019, 1 in 2020; NFL Totals: 2.

SINGLE-GAME HIGHS: TACKLES: Total – 10, 12/16/19 at NO. Solo – 8, 12/16/19 at NO. Forced Fumbles – 1, two times; last: 9/26/21 at Ten. Fumbles Recovered – 1, two times; last: 9/26/21 at Ten. Passes Defensed – 2, two times; last: 1/2/22 vs. LV. Interceptions – 1, two times; last: 11/22/20 vs. GB.

ROCK YA-SIN'S CAREER STATISTICS

Year	Team	TACKLES							INTERCEPTIONS				FUMBLES			
		GP	GS	Total	Solo	Asst.	Sacks	Yds.	No.	Yds.	Lg.	TD	PD	FF	FR	Yds.
2019	Indianapolis	15	14	61	53	8	0.0	0.0	1	0	0	0	5	0	1	0
2020	Indianapolis	13	8	44	35	9	0.0	0.0	1	0	0	0	7	1	0	0
2021	Indianapolis	13	8	31	27	4	0.0	0.0	0	0	-	0	8	1	1	13
Totals		41	30	136	115	21	0.0	0.0	2	0	0	0	20	2	2	13
POSTSEASON																
2020	Indianapolis	0	0	0	0	0	0.0	0.0	0	0	-	0	0	0	0	0
Totals		0	0	0	0	0	0.0	0.0	0	0	-	0	0	0	0	0

ROCK YA-SIN GAME-BY-GAME

2021, INDIANAPOLIS (9-8)

Date	Opp.	W/L	GP/GS	TACKLES					INTERCEPTIONS				FUMBLES				
				Total	Solo	Asst.	Sacks	Yds.	No.	Yds.	Lg.	TD	PD	FF	FR	Yds.	
9/12	Sea.	L	1/1	4	3	1	0.0	0.0	0	0	-	0	0	0	0	0	0
9/19	LAR	L	1/1	2	1	1	0.0	0.0	0	0	-	0	0	0	0	0	0
9/26	at Ten.	L	1/1	3	2	1	0.0	0.0	0	0	-	0	0	1	1	13	
10/3	at Mia.	W		(INACTIVE - ANKLE)													
10/11	at Bal.	L		(INACTIVE - ANKLE)													
10/17	Hou.	W	1/0	4	4	0	0.0	0.0	0	0	-	0	0	0	0	0	
10/24	at SF	W		(INACTIVE - ANKLE)													
10/31	Ten.	L	1/1	2	2	0	0.0	0.0	0	0	-	0	1	0	0	0	
11/4	NYJ	W	1/0	5	5	0	0.0	0.0	0	0	-	0	1	0	0	0	
11/14	Jac.	W	1/1	1	1	0	0.0	0.0	0	0	-	0	1	0	0	0	
11/21	at Buf.	W	1/0	1	1	0	0.0	0.0	0	0	-	0	1	0	0	0	
11/28	TB	L	1/0	3	3	0	0.0	0.0	0	0	-	0	1	0	0	0	
12/5	at Hou.	W	1/1	0	0	0	0.0	0.0	0	0	-	0	0	0	0	0	
12/18	NE	W	1/0	1	1	0	0.0	0.0	0	0	-	0	1	0	0	0	
12/25	at Ari.	W		(RESERVE/COVID-19 LIST)													
1/2/22	LV	L	1/1	4	4	0	0.0	0.0	0	0	-	0	2	0	0	0	
1/9/22	at Jac.	L	1/1	1	0	1	0.0	0.0	0	0	-	0	0	0	0	0	
Totals			13/8	31	27	4	0.0	0.0	0	0	-	0	8	1	1	13	

ROCK YA-SIN GAME-BY-GAME

2020, INDIANAPOLIS (11-5)

Date	Opp.	W/L	GP/GS	TACKLES					INTERCEPTIONS					FUMBLES			
				Total	Solo	Asst.	Sacks	Yds.	No.	Yds.	Lg.	TD	PD	FF	FR	Yds.	
9/13	at Jac.	L	1/1	4	3	1	0.0	0.0	0	0	-	0	0	0	0	0	0
9/20	Min.	W		(INACTIVE - ILLNESS)													
9/27	NYJ	W		(INACTIVE - ILLNESS)													
10/4	at Chi.	W	1/0	1	1	0	0.0	0.0	0	0	-	0	1	0	0	0	
10/11	at Cle.	L	1/1	8	6	2	0.0	0.0	0	0	-	0	1	0	0	0	
10/18	Cin.	W	1/1	6	6	0	0.0	0.0	0	0	-	0	2	1	0	0	
11/1	at Det.	W	1/1	2	1	1	0.0	0.0	0	0	-	0	0	0	0	0	
11/8	Bal.	L	1/1	2	2	0	0.0	0.0	0	0	-	0	0	0	0	0	
11/12	at Ten.	W	1/0	4	3	1	0.0	0.0	0	0	-	0	0	0	0	0	
11/22	GB	W	1/1	4	3	1	0.0	0.0	1	0	0	0	1	0	0	0	
11/29	Ten.	L	1/0	3	2	1	0.0	0.0	0	0	-	0	0	0	0	0	
12/6	at Hou.	W	1/0	2	2	0	0.0	0.0	0	0	-	0	0	0	0	0	
12/13	at LV	W	1/0	4	4	0	0.0	0.0	0	0	-	0	1	0	0	0	
12/20	Hou.	W	1/1	0	0	0	0.0	0.0	0	0	-	0	0	0	0	0	
12/27	at Pit.	L	1/1	4	2	2	0.0	0.0	0	0	-	0	1	0	0	0	
1/3/21	Jac.	W		(INACTIVE)													
Totals			13/8	44	35	9	0.0	0.0	1	0	0	0	7	1	0	0	
POSTSEASON																	
1/9/21	at Buf.	L		(INACTIVE)													
Totals			1/1	0	0	0	0.0	0.0	0	0	-	0	0	0	0	0	

2019, INDIANAPOLIS (7-9)

Date	Opp.	W/L	GP/GS	TACKLES					INTERCEPTIONS					FUMBLES		
				Total	Solo	Asst.	Sacks	Yds.	No.	Yds.	Lg.	TD	PD	FF	FR	Yds.
9/8	at LAC	L	1/1	2	2	0	0.0	0.0	0	0	-	0	0	0	0	0
9/15	at Ten.	W	1/1	3	1	2	0.0	0.0	0	0	-	0	0	0	0	0
9/22	Atl.	W	1/0	2	1	1	0.0	0.0	0	0	-	0	0	0	0	0
9/29	Oak.	L	1/1	4	4	0	0.0	0.0	0	0	-	0	1	0	0	0
10/6	at KC	W	1/1	6	6	0	0.0	0.0	0	0	-	0	0	0	0	0
10/20	Hou.	W	1/1	7	6	1	0.0	0.0	0	0	-	0	0	0	0	0
10/27	Den.	W	1/1	4	4	0	0.0	0.0	0	0	-	0	0	0	0	0
11/3	at Pit.	L	1/1	2	2	0	0.0	0.0	0	0	-	0	0	0	0	0
11/10	Mia.	L	1/1	4	4	0	0.0	0.0	0	0	-	0	1	0	0	0
11/17	Jac.	W	1/1	6	5	1	0.0	0.0	1	0	0	0	1	0	0	0
11/21	at Hou.	L		(INACTIVE - ANKLE)												
12/1	Ten.	L	1/1	1	1	0	0.0	0.0	0	0	-	0	0	0	0	0
12/8	at TB	L	1/1	4	4	0	0.0	0.0	0	0	-	0	1	0	1	0
12/16	at NO	L	1/1	10	8	2	0.0	0.0	0	0	-	0	0	0	0	0
12/22	Car.	W	1/1	4	3	1	0.0	0.0	0	0	-	0	1	0	0	0
12/29	at Jac.	L	1/1	2	2	0	0.0	0.0	0	0	-	0	0	0	0	0
Totals			15/14	61	53	8	0.0	0.0	1	0	0	0	5	0	1	0



KENNY YOUNG

53

POSITION: Linebacker
HT/WT: 6-1/235
ACQUIRED: UFA-'22 (Den.)
BORN: 11/15/94

NFL SEASON: 5
RAIDERS SEASON: 1
COLLEGE: UCLA
HOMETOWN: New Orleans, La.

TRANSACTIONS: Selected by Baltimore Ravens in the fourth round (122nd overall) in the 2018 NFL Draft, April 28, 2018. . . Acquired via trade by Los Angeles Rams, Oct. 15, 2019. . . Acquired via trade by Denver Broncos, Oct. 25, 2021. . . Signed by Las Vegas Raiders as an unrestricted free agent, May 9, 2022.

CAREER: Veteran linebacker enters his fifth NFL season and first with the Raiders. . . In 2021, started all 13 games played with the Rams and Broncos, recording 75 tackles (41 solo), two sacks, one pass defensed, two forced fumbles and one fumble recovery. . . In 2020, played in 16 games with six starts for the Rams, recording 51 tackles (30), one sack, one INT, two passes defensed and one fumble recovery. . . Appeared in 14 games with three starts between the Ravens and Rams in 2019, recording 13 tackles (11 solo), one forced fumble and four special-teams tackles. . . Played in all 16 games with three starts as a rookie in 2018, collecting 47 tackles (37 solo), 2.5 sacks, one pass defensed, one forced fumble, one fumble recovery and four special-teams tackles. . . Career totals include 59 games played with 25 starts, 186 tackles (119), 5.5 sacks, one INT, four passes defensed, four forced fumbles, three fumble recoveries and nine special teams tackles.

AT A GLANCE

- Has recorded 186 tackles (119 solo), 5.5 sacks, one INT, four passes defensed, four forced fumbles, three fumble recoveries and nine special teams tackles over his four-year NFL career.
- Started all 13 games played with the Rams and Broncos in 2021, recording a career-high 75 tackles (41), two sacks, one pass defensed, two forced fumbles and one fumble recovery.
- Was originally selected by Baltimore in the fourth round (122nd overall) of the 2018 NFL Draft and totaled 60 tackles (48), 2.5 sacks, two forced fumbles and one pass defensed in 21 games with the club.

2021 (WITH LAR AND DEN.): Started all 13 games played with the Rams and Broncos, recording 75 tackles (41 solo), two sacks, one pass defensed, two forced fumbles and one fumble recovery. . . Was acquired by the Broncos via trade on Oct. 25. . . Missed the final four games of the season due to injury. . . (9/12) vs. **Chi.:** Tied career high with 10 tackles (five) and added one pass defensed and one fumble recovery. . . (9/19) at **Ind.:** Posted five tackles (four). . . (9/26) vs. **TB:** Talled a career-high-tying 10 tackles (eight), one sack and one forced fumble. . . (10/3) vs. **Ari.:** Recorded five tackles (three). . . (10/7) at **Sea.:** Notched four tackles. . . (10/17) at **NYG:** Finished with five tackles (four). . . (10/24) vs. **Det.:** Registered seven tackles (three) and one sack. . . (10/31) vs. **Was.:** Made his Broncos debut, recording four tackles (one). . . (11/7) at **Dal.:** Posted four tackles (one). . . (11/14) vs. **Phi.:** Recorded four tackles. . . (11/28) vs. **LAC:** Totaled seven tackles (four). . . (12/5) at **KC:** Talled nine tackles (five).

2020 (WITH LAR): Played in 16 games with six starts, recording 51 tackles (30 solo), one sack, one INT, two passes defensed and one fumble recovery. . . (9/13) vs. **Dal.:** Recorded five tackles (two solo). . . (9/20) at **Phi.:** Talled four tackles (two) and one fumble recovery. . . (9/27) at **Buf.:** Posted two tackles (one). . . (10/4) vs. **NYG:** Recorded three tackles (two). . . (10/11) at **Was.:** Totaled five tackles (two). . . (10/18) at **SF:** Posted three tackles (one). . . (10/26) vs. **Chi.:** Notched three tackles. . . (11/1) at **Mia.:** Talled four tackles (three) and one pass defensed. . . (11/15) vs. **Sea.:** Recorded one tackle. . . (11/23) at **TB:** Talled four tackles (one) and one special-teams tackle. . . (11/29) vs. **SF:** Posted one tackle. . . (12/6) at **Ari.:** Collected two tackles (one). . . (12/10) vs. **NE:** Compiled a season-high eight tackles (six), one sack, one pass defensed and a 79-yard INT return for a TD. . . (12/27) at **Sea.:** Talled three tackles (one). . . (1/3/21) vs. **Ari.:** Posted one tackle. . . **Postseason: (1/9/21) at Sea.:** Recorded two tackles (one) in the Wild Card Game. . . (1/16/21) at **GB:** Recorded four tackles (two) in Divisional Game.

2019 (WITH BAL AND LAR): Appeared in 14 games with three starts between the Ravens and Rams, collecting 13 tackles (11 solo), one forced fumble and four special-teams tackles. . . Was traded from Baltimore to LAR on Oct. 15. . . (9/8) at **Mia.:** Recorded two tackles. . . (9/22) at **KC:** Talled a season-high seven tackles (six) and one forced fumble. . . (9/29) vs. **Cle.:** Totaled four tackles (three), including one tackle for loss. . . (10/27) vs. **Cin.:** Recorded one tackle on special teams. . . (11/25) vs. **Bal.:** Collected one special teams tackle. . . (12/15) at **Dal.:** Notched one special teams tackle. . . (12/29) vs. **Ari.:** Recorded one tackle on special teams.

2018 (WITH BAL.): Saw action in all 16 games with three starts, compiling 47 tackles (37 solo), 2.5 sacks, one pass defensed, one forced fumble, one fumble recovery and four special-teams tackles. . . (9/9) vs. **Buf.:** Made his NFL debut and tallied four tackles and one sack. . . (9/13) at **Cin.:** Recorded seven tackles (four). . . Added one tackle on special teams. . . (9/23) vs. **Den.:** Registered a then-career-high 10 tackles (eight). . . (10/7) at **Cle.:** Recorded two tackles (one), one fumble recovery and a half-sack. . . (10/14) at **Ten.:** Registered one sack and added three tackles (two solo). . . (10/21) vs. **NO:** Posted four tackles (three). . . (10/28) at **Car.:** Recorded two tackles (one). . . (11/4) vs. **Pit.:** Collected four tackles (three). . . (11/18) vs. **Cin.:** Notched four tackles. . . Added a career-high two special-teams tackles. . . (11/25) vs. **Dak.:** Talled two tackles an one pass defensed. . . (12/2) at **Atl.:** Totaled three tackles and one forced fumble. . . **Postseason: (1/6/19) vs. LAC:** Recorded two tackles in the Wild Card Game.

COLLEGE: Played in 50 games with 42 starts at UCLA from 2014-17. . . Finished with 304 tackles (193 solo), 6.5 sacks, two INTs, five passes defensed, two forced fumbles and four fumble recoveries. . . Started all 12 games played in 2017 and was named first-team All-Pac-12 by the coaches. . . Totaled a career-high 110 tackles (77) to go along with one sack, three passes defensed and one fumble recovery. . . Totaled 90 tackles (55), five sacks, one INT, two passes defensed and a career-high three fumble recoveries in 12 starts in 2016, earning second-team All-Pac-12 honors from the coaches. . . Started 12-of-13 games in 2015, tallying 69 tackles (40), a half-sack, one INT, one pass defensed and a career-high two forced fumbles. . . Saw action in 13 games with six starts in 2014, registering 35 tackles (21).

PERSONAL: Attended John Curtis High School in River Ride, La., where he recorded 122 tackles as a senior. . . Earned team MVP honors and helped lead his team to a state championship in his final prep season. . . Selected to play in the U.S. Army All-America Bowl. . . Named Times Picayune/NOLA.com All-Metro Small Schools Defensive Player of the Year. . . Named All-District 11-Class 3A Player of the Year.

ADDITIONAL STATISTICS: Special teams tackles – 4 in 2018, 4 in 2019, 1 in 2020; NFL Totals: 9.

SINGLE-GAME HIGHS: TACKLES: Total – 10, three times; last: 9/26/21 vs. TB. Solo – 8, two times; last: 9/26/21 vs. TB. Sacks – 1, five times; last: 10/24/21 vs. Det. Forced Fumbles – 1, four times; last: 12/12/21 at Den. Fumbles Recovered – 1, two times; last: 9/12/21 vs. Chi. Passes Defensed – 1, four times; last: 9/12/21 vs. Chi. Interceptions – 1, 12/10/20 vs. NE.

YOUNG

KENNY YOUNG'S CAREER STATISTICS

Year	Team	GP	GS	TACKLES					INTERCEPTIONS				FUMBLES			
				Total	Solo	Asst.	Sacks	Yds.	No.	Yds.	Lg.	TD	PD	FF	FR	Yds.
2018	Baltimore	16	3	47	37	10	2.5	5.5	0	0	-	0	1	1	0	0
2019	Bal./LAR	14	3	13	11	2	0.0	0.0	0	0	-	0	0	1	0	0
2020	L.A. Rams	16	6	51	30	21	1.0	3.0	1	79	79t	1	2	0	1	0
2021	LAR/Den.	13	13	75	41	34	2.0	11.0	0	0	-	0	1	2	1	0
Totals		59	25	186	119	67	5.5	19.5	1	79	79t	0	4	4	2	0
POSTSEASON																
2018	Baltimore	1	0	2	2	0	0.0	0.0	0	0	-	0	0	0	0	0
2020	L.A. Rams	2	1	6	3	3	0.0	0.0	0	0	-	0	0	0	0	0
Totals		3	1	8	5	3	0.0	0.0	0	0	-	0	0	0	0	0

KENNY YOUNG GAME-BY-GAME

2021, LOS ANGELES RAMS/DENVER

Date	Opp.	W/L	GP/GS	TACKLES					INTERCEPTIONS				FUMBLES			
				Total	Solo	Asst.	Sacks	Yds.	No.	Yds.	Lg.	TD	PD	FF	FR	Yds.
9/12	Chi.*	W	1/1	10	5	5	0.0	0.0	0	0	-	0	1	0	1	0
9/19	at Ind.*	W	1/1	5	4	1	0.0	0.0	0	0	-	0	0	0	0	0
9/26	TB*	W	1/1	10	8	2	1.0	9.0	0	0	-	0	0	1	0	0
10/3	Ari.*	L	1/1	5	3	2	0.0	0.0	0	0	-	0	0	0	0	0
10/7	at Sea.*	W	1/1	4	0	4	0.0	0.0	0	0	-	0	0	0	0	0
10/17	at NYG*	W	1/1	5	4	1	0.0	0.0	0	0	-	0	0	0	0	0
10/24	Det.*	W	1/1	7	3	4	1.0	2.0	0	0	-	0	0	0	0	0
10/31	Was.	W	1/1	4	1	3	0.0	0.0	0	0	-	0	0	0	0	0
11/7	at Dal.	W	1/1	3	1	2	0.0	0.0	0	0	-	0	0	0	0	0
11/14	Phi.	L	1/1	4	3	1	0.0	0.0	0	0	-	0	0	0	0	0
11/28	LAC	W	1/1	7	4	3	0.0	0.0	0	0	-	0	0	0	0	0
12/5	at KC	L	1/1	9	5	4	0.0	0.0	0	0	-	0	0	0	0	0
12/12	Det.	W	1/1	2	0	2	0.0	0.0	0	0	-	0	0	1	0	0
12/19	Cin.	L		(INACTIVE - NECK/CONCUSSION)												
12/26	at LV	L		(INACTIVE - NECK/CONCUSSION)												
1/2/22	at LAC	L		(INACTIVE - NECK/CONCUSSION)												
1/8/22	KC	L		(INACTIVE - NECK/CONCUSSION)												
Totals			13/13	75	41	34	2.0	11.0	0	0	-	0	1	2	1	0

*w/LAR

2020, LOS ANGELES RAMS (10-6)

Date	Opp.	W/L	GP/GS	TACKLES					INTERCEPTIONS				FUMBLES			
				Total	Solo	Asst.	Sacks	Yds.	No.	Yds.	Lg.	TD	PD	FF	FR	Yds.
9/13	Dal.	W	1/0	5	2	3	0.0	0.0	0	0	-	0	0	0	0	0
9/20	at Phi.	W	1/1	4	2	2	0.0	0.0	0	0	-	0	0	0	1	0
9/27	at Buf.	L	1/0	2	1	1	0.0	0.0	0	0	-	0	0	0	0	0
10/4	NYG	W	1/0	3	2	1	0.0	0.0	0	0	-	0	0	0	0	0
10/11	at Was.	W	1/1	5	2	3	0.0	0.0	0	0	-	0	0	0	0	0
10/18	at SF	L	1/1	3	1	2	0.0	0.0	0	0	-	0	0	0	0	0
10/26	Chi.	W	1/0	3	3	0	0.0	0.0	0	0	-	0	0	0	0	0
11/1	at Mia.	L	1/0	4	3	1	0.0	0.0	0	0	-	0	1	0	0	0
11/15	Sea.	W	1/0	1	1	0	0.0	0.0	0	0	-	0	0	0	0	0
11/23	at TB	W	1/0	4	1	3	0.0	0.0	0	0	-	0	0	0	0	0
11/29	SF	L	1/1	1	1	0	0.0	0.0	0	0	-	0	0	0	0	0
12/6	at Ari.	W	1/0	2	1	1	0.0	0.0	0	0	-	0	0	0	0	0
12/10	NE	W	1/1	8	6	2	1.0	3.0	1	79	79t	1	1	0	0	0
12/20	NYJ	L	1/0	2	2	0	0.0	0.0	0	0	-	0	0	0	0	0
12/27	at Sea.	L	1/1	3	1	2	0.0	0.0	0	0	-	0	0	0	0	0
1/3/21	Ari.	W	1/0	1	1	0	0.0	0.0	0	0	-	0	0	0	0	0
Totals			16/6	51	30	21	1.0	3.0	1	79	79t	1	2	0	1	0
POSTSEASON																
1/9/21	at Sea.	W	1/1	2	1	1	0.0	0.0	0	0	-	0	0	0	0	0
1/16/21	at GB	L	1/0	4	2	2	0.0	0.0	0	0	-	0	0	0	0	0
Totals			2/1	6	3	3	0.0	0.0	0	0	-	0	0	0	0	0

YOUNG

KENNY YOUNG GAME-BY-GAME


2019, BALTIMORE/LOS ANGELES RAMS

Date	Opp.	W/L	GP/GS	TACKLES					INTERCEPTIONS					FUMBLES			
				Total	Solo	Asst.	Sacks	Yds.	No.	Yds.	Lg.	TD	PD	FF	FR	Yds.	
9/13	at Mia.*	W	1/1	2	2	0	0.0	0.0	0	0	-	0	0	0	0	0	0
9/15	Ari.*	W	1/0	0	0	0	0.0	0.0	0	0	-	0	0	1	0	0	
9/22	at KC*	L	1/1	7	6	1	0.0	0.0	0	0	-	0	0	0	0	0	
9/29	Cle.*	L	1/1	4	3	1	0.0	0.0	0	0	-	0	0	0	0	0	
10/6	at Pit.*	W		(INACTIVE)													
10/13	Cin.*	W	1/0	0	0	0	0.0	0.0	0	0	-	0	0	0	0	0	
10/20	at Atl.	W		(INACTIVE)													
10/27	Cin.	W	1/0	0	0	0	0.0	0.0	0	0	-	0	0	0	0	0	
11/10	at Pit.	L	1/0	0	0	0	0.0	0.0	0	0	-	0	0	0	0	0	
11/17	Chi.	W	1/0	0	0	0	0.0	0.0	0	0	-	0	0	0	0	0	
11/25	Bal.	L	1/0	0	0	0	0.0	0.0	0	0	-	0	0	0	0	0	
12/1	at Ari.	W	1/0	0	0	0	0.0	0.0	0	0	-	0	0	0	0	0	
12/8	Sea.	W	1/0	0	0	0	0.0	0.0	0	0	-	0	0	0	0	0	
12/15	at Dal.	L	1/0	0	0	0	0.0	0.0	0	0	-	0	0	0	0	0	
12/21	at SF	L	1/0	0	0	0	0.0	0.0	0	0	-	0	0	0	0	0	
12/29	Ari.	W	1/0	0	0	0	0.0	0.0	0	0	-	0	0	0	0	0	
Totals			14/3	13	11	2	0.0	0.0	0	0	-	0	0	1	0	0	

*W/Bal.

2018, BALTIMORE (10-6)

Date	Opp.	W/L	GP/GS	TACKLES					INTERCEPTIONS					FUMBLES		
				Total	Solo	Asst.	Sacks	Yds.	No.	Yds.	Lg.	TD	PD	FF	FR	Yds.
9/9	Buf.	W	1/0	4	4	0	1.0	0.0	0	0	-	0	0	0	0	0
9/13	at Cin.	L	1/0	7	4	3	0.0	0.0	0	0	-	0	0	0	0	0
9/23	Den.	W	1/1	10	8	2	0.0	0.0	0	0	-	0	0	0	0	0
9/30	at Pit.	W	1/1	0	0	0	0.0	0.0	0	0	-	0	0	0	0	0
10/7	at Cle.	L	1/1	2	1	1	0.5	2.5	0	0	-	0	0	0	0	0
10/14	at Ten.	W	1/0	3	2	1	1.0	3.0	0	0	-	0	0	0	0	0
10/21	NO	L	1/0	4	3	1	0.0	0.0	0	0	-	0	0	0	0	0
10/28	at Car.	L	1/0	2	1	1	0.0	0.0	0	0	-	0	0	0	0	0
11/4	Pit.	L	1/0	4	3	1	0.0	0.0	0	0	-	0	0	0	0	0
11/18	Cin.	W	1/0	4	4	0	0.0	0.0	0	0	-	0	0	0	0	0
11/25	Oak.	W	1/0	2	2	0	0.0	0.0	0	0	-	0	1	0	0	0
12/2	at Atl.	W	1/0	3	3	0	0.0	0.0	0	0	-	0	0	1	0	0
12/9	at KC	L	1/0	0	0	0	0.0	0.0	0	0	-	0	0	0	0	0
12/16	TB	W	1/0	1	1	0	0.0	0.0	0	0	-	0	0	0	0	0
12/22	at LAC	W	1/0	1	1	0	0.0	0.0	0	0	-	0	0	0	0	0
12/30	Cle.	W	1/0	0	0	0	0.0	0.0	0	0	-	0	0	0	0	0
Totals			16/3	47	37	10	2.5	5.5	0	0	-	0	1	1	0	0
POSTSEASON																
1/6/19	LAC	L	1/0	2	2	0	0.0	0.0	0	0	-	0	0	0	0	0
Totals			1/0	2	2	0	0.0	0.0	0	0	-	0	0	0	0	0



GERRI GREEN

56

POSITION: Defensive End
HT/WT: 6-4/259
ACQUIRED: FA-'20
BORN: 09/14/95


NFL SEASON: 1
RAIDERS SEASON: 1
COLLEGE: Mississippi State
HOMETOWN: Greenville, Miss.

TRANSACTIONS: Selected by Indianapolis Colts in the sixth round (199th overall) of the 2019 NFL Draft, April 27, 2019...Waived by Colts, Aug. 31, 2019...Signed by New England Patriots to practice squad, Sept. 2, 2019...Waived by Patriots, Sept. 20, 2019...Signed by Colts to practice squad, Sept. 23, 2019...Signed by Colts as a reserve/future free agent, Dec. 30, 2019...Waived by Colts, Sept. 15, 2020...Signed by Washington Football Team to practice squad, Oct. 16, 2020...Released by Washington Football Team, Oct. 26, 2020...Signed by Las Vegas Raiders to practice squad, Nov. 3, 2020...Signed by Raiders as a reserve/future free agent, Jan. 5, 2021...Waived by Raiders, Aug. 31, 2021...Signed by Raiders to practice squad, Sept. 1, 2021...Signed by Raiders as a reserve/future free agent, Jan. 17, 2022.

CAREER: Originally entered the NFL with the Indianapolis Colts as the club's sixth-round selection (199th overall) of the 2019 NFL Draft...Spent the 2019 offseason with the Colts before joining the New England Patriots' practice squad...Re-joined the Colts during his rookie campaign, finishing the season on their practice squad...Spent the 2020 offseason program with the Colts before joining the Washington Football Team's practice squad in October...Joined the Las Vegas Raiders' practice squad in Nov. 2020 and signed with the club as a reserve/future free agent in Jan. 2021...Spent the entire 2021 season on the Raiders' practice squad.

COLLEGE: Played five years (2014-18) at Mississippi State, appearing in 52 games with 27 starts...Totaled 161 tackles (59 solo), 20.5 tackles for loss, 8.5 sacks, three INTs, including one returned for a TD, nine passes defended, three forced fumbles and two fumble recoveries...Was named a team captain as a senior in 2018...Started all 13 games, finishing with 31 tackles, 6.5 tackles for loss and 3.5 sacks...Started all 13 games in 2017, ranking third on the team with tackles for loss (11) and sacks (five)...Finished the year with 38 total tackles...Tied for fourth in the SEC in forced fumbles (three) and was 14th in the league in tackles for loss...In 2016, appeared in all 13 games and finished with 43 tackles on the year...In 2015, saw action in all 13 games with one start, his first coming in the Belk Bowl...Named to the All-SEC Freshman Team in his first season on the field...Ranked fifth among all SEC freshmen in tackles (49)...Led all SEC freshmen linebackers in INTs (two)...Added 2.5 tackles for loss on the year...Redshirted as a true freshman in 2014...Graduated with a degree in agribusiness.

PERSONAL: Native of Greenville, Miss...Attended Greenville (Miss.) Weston High School...Was a four-star recruit by 247Sports and Scout.com...Ranked as the 12th-best prospect in the state by ESPN.com...Invited to participate in the Mississippi-Alabama All-Star Classic and Semper Fidelis All-American Bowl...A member of The Mississippi Press' Fantastic 15 list of the state's top collegiate football prospects at the beginning of the 2013 season...A 2013 Clarion-Ledger Dandy Dozen selection, just the second in school history...A member of the MaxPreps 2013 Mississippi Preseason All-State Football Team and the Mississippi Gridiron 2013 All-Gridiron First Team...Named to the 2013 247Sports All-State All-Defensive First-Team Defense...As a senior, tallied 98 tackles, including 11.5 tackles for loss, and five sacks...Recorded seven passes defended, three forced fumbles and one fumble recovery during the 2013 campaign...On offense, made six catches for 96 yards and two TDs...As a junior, totaled 89 tackles, four passes defended, three fumble recoveries and two forced fumbles...On offense, carried just eight times for 37 yards, while catching 10 passes for 172 yards and two TDs as a tight end.



JORDAN MEREDITH

61

POSITION: Guard
HT/WT: 6-2/302
ACQUIRED: FA-'22
BORN: 01/04/98

NFL SEASON: 1
RAIDERS SEASON: 1
COLLEGE: Western Kentucky
HOMETOWN: Bowling Green, Ky

TRANSACTIONS: Signed by Los Angeles Rams as an undrafted free agent, May 13, 2021...Waived by Rams, Aug. 30, 2021...Signed by Las Vegas Raiders as a free agent, Feb. 18, 2022.

CAREER: Originally signed by the Los Angeles Rams as an undrafted free agent in 2021...Waived by the Rams during training camp.

COLLEGE: Played in 49 career games with 37 starts in four years at Western Kentucky...As a senior, started all 12 games for the Hilltoppers for the third-straight season...Named All-Conference USA Second Team...Also tabbed for second-team All-American honors by PFF...A PFF College second-team All-CUSA pick and named second-team All-CUSA by Phil Steele Publications...Part of a unit that finished the season ranked No. 2 in the nation in pass-blocking grade and No. 17 in run-blocking grade according to PFF...Named to the PFF College National Team of the Week on Nov. 21 and Oct. 24, 2020...A preseason All-Conference USA selection...Named preseason first-team All-CUSA by Phil Steele Publications and Athlon Sports...As a junior, started all 13 games at right guard...Named honorable mention All-American by PFF and named to the PFF All-CUSA First Team...Tabbed for honorable mention All-CUSA honors...Earned spot on the PFF College C-USA Team of the Week on Aug. 29...Led all conference guards with a 77.8 overall blocking grade according to PFF...Allowed only seven pressures on the season...As a sophomore, started all 12 games at right guard...Allowed just one sack on the season...As a redshirt freshman, played in 12 games as a reserve offensive lineman and on special teams...Redshirted as a true freshman.

PERSONAL: Attended Bowling Green (Ky.) High School...As a senior, part of a team that won the 2015 KHSAA 5A State Championship...Part of the No. 3-ranked scoring offense (38.3 points per game) and the No. 4 passing offense (194 yards per game) at the 5A level...Team posted a 14-1 record...Named a two-star prospect and the No. 22 player in Kentucky by 247Sports.com.



DJ TURNER

19

POSITION: Wide Receiver
HT/WT: 5-9/206
ACQUIRED: FA-'21
BORN: 01/18/97


NFL SEASON: 1
RAIDERS SEASON: 1
COLLEGE: Pittsburgh
HOMETOWN: Glenarden, Md.

TRANSACTIONS: Signed by Las Vegas Raiders as an undrafted free agent, May 6, 2021...Waived by Raiders, Aug. 31, 2021...Signed by Raiders to practice squad, Sept. 2, 2021...Signed by Raiders as a reserve/future free agent, Jan. 17, 2022.

CAREER: Joined the Raiders as an undrafted free agent in May 2021 and spent the entire season on the practice squad.

COLLEGE: Played one season at Pittsburgh as a graduate student after playing four years at Maryland...Played in 42 career games with 12 starts...Totalled 68 career receptions for 928 yards and four TDs...As a graduate senior, played in 11 games with six starts at Pitt...Earned first-team All-ACC honors as a return specialist...Recorded 44 catches for 634 yards and three TDs, ranking second on the team in each category...Led the team with 15 punt returns for 125 yards (8.3 avg.) and 14 kickoff returns for 311 yards (22.2 avg.)...Ranked second in the ACC in punt return average and third in the conference in kickoff return average...Posted a career-high 186 receiving yards on eight catches against North Carolina State, garnering ACC Receiver of the Week honors...Hauled in a career-high 15 passes for 184 yards, including a 64-yard TD reception against Virginia Tech...Named ACC Receiver of the Week for his performance...Catch total fell just one short of the Pittsburgh record of 16 set in 1968...Had a 60-yard TD reception at Georgia Tech...Set season-longs with a 25-yard punt return against North Carolina State and a 42-yard kickoff return at Boston College...As a senior at Maryland, started first three games of the season before redshirting...Tallied four receptions for 84 yards...Returned three punts for 107 yards and one TD...Had a 55-yard punt return at Temple...Returned a punt 40 yards for a TD against Howard...Had two catches for 53 yards against Syracuse...As a junior, appeared in eight games with three starts...Caught 13 passes for 159 yards with one TD...Also rushed for 25 yards...Hauled in a 54-yard pass for a TD against Minnesota...Led team with four catches against Temple...Caught a then-career best five passes for 23 yards against Texas...As a sophomore, appeared in all 12 games...Totalled five catches for 32 yards...As a freshman, played in eight games, notching two catches for 19 yards.

PERSONAL: Attended DeMatha Catholic High School in Hyattsville, Md...Consensus three-star recruit...Nike+ and Football The Opening All-Star...Ranked as the No. 7 player in Maryland by Rivals.com...Posted over 800 receiving yards and kick return yards...Also recorded eight INTs...Helped lead team to three-straight Washington Catholic Athletic Conference (WCAC) titles.



TYRONE WHEATLEY JR.

60

POSITION: Tackle
HT/WT: 6-5/295
ACQUIRED: FA-'22
BORN: 02/04/97

NFL SEASON: 1
RAIDERS SEASON: 1
COLLEGE: Stony Brook
HOMETOWN: Buffalo, N.Y.

TRANSACTIONS: Signed by Chicago Bears as a free agent, June 18, 2021...Waived by Bears, Aug. 31, 2021...Signed by Bears to practice squad, Sept. 4, 2021...Signed by Bears as a reserve/future free agent, Jan. 11, 2022...Waived by Bears, May 6, 2022...Signed by Las Vegas Raiders as a free agent, May 16, 2022.

CAREER: Signed by the Raiders following a tryout at the team's rookie minicamp...Spent 2021 season on the Chicago Bears' practice squad...Joined Chicago after participating in The Spring League, a developmental league for NFL hopefuls...Moved to tackle as a member of the TSL Blues after playing tight end in college.

COLLEGE: Played final collegiate season at Stony Brook after playing three years at Michigan...As a senior at Stony Brook, played in 11 games with eight starts and totaled six receptions for 36 yards...In three seasons at Michigan, played in 24 games with three starts...Recorded six catches for 61 yards...As a junior, posted three receptions for 26 yards...As a sophomore, totaled three catches for 35 yards...Had two receptions, including a 21-yard TD catch, against Illinois...Recipient of a University of Michigan Athletic Academic Achievement Award.

PERSONAL: Attended Canisius High School in Buffalo, N.Y...Totalled 27 receptions for 372 yards and four TDs...Named a four-star prospect, No. 13 ranked tight end in the nation and the No. 1 prospect in New York by Rivals.com...Tabbed as a four-star prospect, No. 25 ranked defensive end in the nation and No. 1 overall prospect in New York by Scout.com...Ranked as the No. 12 overall prospect in the nation by ESPN.com...Earned all-area recognition...Father, Tyrone Wheatley, was a star running back at Michigan and played 10 years in the NFL with the New York Giants (1995-98) and Oakland Raiders (1999-2004)...Father is currently the running backs coach for the Denver Broncos.



BRITTAIN
BROWN

ZAMIR
WHITE

NEIL
FARRELL JR.


THAYER
MUNFORD JR.

MATTHEW
BUTLER

DYLAN
PARHAM

DRAFT PICKS AND UNDRAFTED FREE AGENTS





BRITTAIN BROWN

38

POSITION: Running Back **NFL SEASON:** R
HT/WT: 6-0/210 **RAIDERS SEASON:** R
ACQUIRED: D7b - '22 **COLLEGE:** UCLA
BORN: 10/10/97 **HOMETOWN:** Canton, Ga.

TRANSACTIONS: Selected by Las Vegas Raiders in the seventh round (250th overall) of the 2022 NFL Draft, April 30, 2022

COLLEGE: Spent two years at UCLA from 2020-21, appearing in 17 games with four starts. ... Totaled 184 rushes for 1,158 rushing yards and 11 TDs. ... Added 24 receptions for 213 yards and one TD. ... As a redshirt senior, played in 10 games with four starts. ... Rushed 102 times for 615 yards and seven TDs. ... Recorded 18 receptions for 129 yards. ... Rushed 13 times for 78 yards and one TD against Hawaii. ... Posted 17 carries for 96 yards and one TD against LSU. ... Rushed for a season-high 146 yards at Arizona. ... Recorded a career-high two TDs vs. Oregon. ... Caught a career-high six passes for 53 yards at Utah. ... In 2020, posted 82 carries for 543 yards with four TDs. ... Had six catches for 84 yards and one TD. ... Carried 12 times for 71 yards and one TD against California. ... Caught two passes for 26 yards and one TD against Arizona. ... Rushed seven times for 94 yards at Arizona State. ... Posted a career-high 29 carries for 213 yards against Stanford. ... Played three seasons at Duke from 2017-19, seeing action in 25 games with five starts, rushing 222 times for 1,126 yards and 10 TDs. ... Finished with 17 receptions for 218 yards and one TD. ... In 2019, played in three games and posted 12 carries for 56 yards. ... Recorded two receptions for 13 yards. ... Carried the ball seven times for a season-high 36 yards against Alabama. ... In 2018, played in nine games with five starts. ... Rushed 80 times for 369 yards and three TDs. ... Caught one pass for 44 yards and one TD. ... Rushed for a season-high 118 yards and a 43-yard rushing score, while adding a 44-yard receiving TD against N.C. Central. ... Rushed 11 times for 75 yards and one TD against Army. ... Carried the ball 13 times for 55 yards at Baylor. ... Rushed seven times for 22 yards at Clemson. ... Posted five carries for 19 yards and one TD against Temple. ... In 2017, appeared in all 13 games and rushed 130 times for 701 yards and seven TDs. ... Also caught 14 passes for 161 yards. ... Rushed 10 times for a season-high 120 yards and one TD, while adding one reception for 11 yards against N.C. Central. ... Carried the ball 18 times for 86 yards and one TD, while adding a season-high four receptions for 71 yards against Baylor. ... Rushed 10 times for 90 yards at North Carolina. ... Logged six carries for 43 yards and one TD against Florida State. ... Carried the ball 14 times for 116 yards and one TD, while adding three catches for 31 yards against Georgia Tech.

AT A GLANCE

- Appeared in 17 games with four starts at UCLA from 2020-21, totaling 184 carries for 1,158 rushing yards and 11 TDs, while adding 24 receptions for 213 yards and one TD.
- Played in 25 career games with five starts at Duke from 2017-19, rushing 222 times for 1,126 yards and 10 TDs, while catching 17 passes for 218 yards and one TD.

PERSONAL: Attended Cherokee High School in Canton, Ga., where he was rated a four-star prospect by ESPN.com. ... Rated as a three-star recruit by Rivals.com, Scout.com and 247Sports.com. ... As a senior, posted 213 carries for 1,777 yards and 18 TDs. ... Added 24 receptions for 284 yards and two TDs. ... Named Region 5-AAAAAA Offensive Player of the Year. ... Earned GSWA Class AAAAAA all-state first team honors.



BRITTAIN BROWN'S COLLEGIATE CAREER STATISTICS

Year	School	GP	GS	RUSHING					RECEIVING				TD
				Att.	Yds.	Avg.	Lg.	TD	Rec.	Yds.	Avg.	Lg.	
2017	Duke	13	0	130	701	5.4	39	7	14	161	11.5	40	0
2018	Duke	9	5	80	369	4.6	43	3	1	44	44.0	44t	1
2019	Duke	3	0	12	56	4.7	16	0	2	13	6.5	10	0
2020	UCLA	7	0	82	543	6.6	64	4	6	84	14.0	18	1
2021	UCLA	10	4	102	615	6.0	48	7	18	129	7.2	14	0
Collegiate Totals		42	9	406	2284	5.6	64	21	41	431	10.5	44t	2



MATTHEW BUTLER

73

POSITION: Defensive Tackle **NFL SEASON:** R
HT/WT: 6-3/297 **RAIDERS SEASON:** R
ACQUIRED: D5 - '22 **COLLEGE:** Tennessee
BORN: 06/10/99 **HOMETOWN:** Raleigh, N.C.

TRANSACTIONS: Selected by Las Vegas Raiders in the fifth round (175th overall) of the 2022 NFL Draft, April 30, 2022

COLLEGE: Spent five years at Tennessee from 2017-21, appearing in 53 games with 26 starts. ... Finished his collegiate career with 152 tackles (69 solo), 9.5 sacks, three passes defended and two forced fumbles. ... In 2021, played in all 13 games with 12 starts and recorded 47 tackles (19), five sacks and one forced fumble. ... Posted seven tackles and 1.5 tackles for loss against Pittsburgh. ... Recorded three tackles at Florida. ... Logged two tackle at Missouri. ... Tallied two tackles and one sack against South Carolina. ... Compiled two sacks, two tackles for loss and one forced fumble against Ole Miss. ... Recorded a career-high nine tackles at Alabama. ... Posted six tackles at Kentucky. ... Tallied three tackles and one sack against Georgia. ... Logged four tackles against Purdue in the Music City Bowl. ... In 2020, started all 10 games and compiled 43 tackles (22), two sacks, one pass defended and one forced fumble. ... Posted four tackles at Georgia. ... Notched five tackles against Kentucky. ... Tallied six tackles and one sack against Alabama. ... Recorded six tackles at Arkansas. ... Posted six tackles at Auburn. ... Totaled seven tackles, one sack and one forced fumble at Vanderbilt. ... Logged four tackles against Texas A&M. ... In 2019, appeared in 13 games with four starts, totaling 45 tackles (23), 2.5 sacks and two passes defended. ... Posted five tackles against Georgia. ... Tallied three tackles and one sack against Mississippi State. ... Notched five tackles at Alabama. ... Posted five tackles at Kentucky. ... Logged four tackles and one pass defended at Missouri. ... Recorded five tackles against Vanderbilt. ... Registered five tackles against Indiana in the TaxSlayer Gator Bowl. ... In 2018, appeared in nine games and finished with 13 tackles. ... Posted four tackles against Florida. ... Notched two tackles against Alabama. ... Made two tackles against Missouri. ... Totaled three tackles at Vanderbilt. ... In 2017, saw action in eight games and tallied four tackles. ... Posted two tackles at Missouri. ... Earned a degree in political science.

AT A GLANCE

- Appeared in 53 games with 26 starts during his career at Tennessee, totaling 152 tackles (69 solo), 9.5 sacks, three passes defended and two forced fumbles.
- As a fifth-year senior in 2021, played in 13 games with 12 starts and totaled 47 tackles, five sacks and one forced fumble.



PERSONAL: Attended Garner (N.C.) High School. ... Rated as a four-star prospect. ... Named to the 2016 North Carolina Associated Press All-State Class 4A team. ... Selected to participate in the Shrine Bowl of the Carolinas. ... As a senior, finished with 96 tackles, including 44 tackles for loss, and 26 sacks, helping his team to a 12-2 record and appearance in the regional semifinals.

MATTHEW BUTLER'S COLLEGIATE CAREER STATISTICS

Year	School	GP	GS	TACKLES					INTERCEPTIONS				FUMBLES	
				Total	Solo	Asst.	Sacks	Yds.	No.	Yds.	TD	PD	FF	FR
2017	Tennessee	8	0	4	3	1	0.0	-	0	-	-	0	0	0
2018	Tennessee	9	0	13	2	11	0.0	-	0	-	-	0	0	0
2019	Tennessee	13	4	45	23	22	2.5	14.0	0	-	-	2	0	0
2020	Tennessee	10	10	43	22	21	2.0	16.0	0	-	-	1	1	0
2021	Tennessee	13	12	47	19	28	5.0	29.0	0	-	-	0	1	0
Collegiate Totals		53	26	152	69	83	9.5	59.0	0	-	-	3	2	0



NEIL FARRELL JR.

93

POSITION: Defensive Tackle **NFL SEASON:** R
HT/WT: 6-4/330 **RAIDERS SEASON:** R
ACQUIRED: D4b - '22 **COLLEGE:** LSU
BORN: 09/09/98 **HOMETOWN:** Mobile, Ala.

TRANSACTIONS: Selected by Las Vegas Raiders in the fourth round (126th overall) of the 2022 NFL Draft, April 30, 2022.

COLLEGE: Spent five years at LSU from 2017-21, appearing in 51 games with 21 starts... Finished his collegiate career with 143 tackles, 22.5 tackles for loss, 7.5 sacks and two forced fumbles... In 2021, started all 12 games and earned All-America honors from Pro Football Focus after recording 45 tackles, 9.5 tackles for loss and two sacks... Tallied seven tackles, three tackles for loss and one sack at Ole Miss... Posted seven tackles, 2.5 tackles for loss and one sack at Alabama... Posted seven tackles against Florida... Logged four tackles at Mississippi State... Made three tackles against Texas A&M... In 2020, played in 10 games with six starts... Totaled 25 tackles, 2.5 tackles for loss and one sack... Recorded four tackles at Vanderbilt... Compiled two tackles, one forced fumble and one pass defended at Texas A&M... Posted six tackles against Alabama... Finished with seven tackles and one sack against Ole Miss... In 2019, played in 15 games with three starts... Totaled 46 tackles, seven tackles for loss and three sacks... Posted a career-high eight tackles and added one sack and one pass defended against Georgia Southern... Tallied three tackles, 1.5 tackles for loss and one sack against Utah State... Posted four tackles against Florida... Recorded five tackles and 1.5 tackles for loss at Ole Miss... Registered one sack and one forced fumble against Texas A&M... In 2018, saw action in 10 games and recorded 23 tackles, 1.5 sacks and one pass defended... Recorded a season-high six tackles and added 1.5 sacks against Southeastern Louisiana... Posted two tackles at Florida... Made three tackles against Mississippi State... Logged three tackles against Alabama... Tallied one tackle and one pass defended at Arkansas... In 2017, appeared in five games and finished with five tackles... Recorded four tackles against Chattanooga... Posed one tackle against Syracuse... Majored in interdisciplinary studies.

AT A GLANCE

- Played in 51 games with 21 starts during his career at LSU, totaling 143 tackles, 22.5 tackles for loss, 7.5 sacks and two forced fumbles.
- Earned All-America honors from Pro Football Focus in 2021 after recording 45 tackles, 9.5 tackles for loss and two sacks.
- Led all defensive linemen on the team with 46 tackles and 7.5 tackles en route to a College Football Playoff National Championship in 2019.

PERSONAL: Attended Murphy High School in Mobile, Ala., where he was a four-star recruit and rated as the No. 1 defensive tackle in the state of Alabama by Scout.com... Was named a two-time All-Coastal Alabama First Team Defense selection, while also being selected to the 2015 and 2016 Class 7A First Team Defense All-State football teams by the Alabama Sports Writers Association... As a senior, totaled 101 tackles, 28 tackles for loss and 13 sacks... Tallied 86 tackles and 17 tackles for loss as a junior... Also played center for the varsity basketball team.



NEIL FARRELL'S COLLEGIATE CAREER STATISTICS

Year	School	GP	GS	TACKLES				Yds.	INTERCEPTIONS			FUMBLES	
				Solo	Asst.	Sacks	Tackles for Loss		No.	Yds.	TD	PD	FF
2017	LSU	5	0	5	1	4	0.0	-	0	-	0	0	0
2018	LSU	10	0	23	10	13	1.5	4.0	0	-	1	0	0
2019	LSU	15	3	46	15	31	3.0	7.0	0	-	1	1	0
2020	LSU	10	6	25	9	16	1.0	1.5	0	-	1	1	0
2021	LSU	12	12	45	20	25	2.0	9.5	0	-	2	0	0
Collegiate Totals		52	21	144	55	89	7.5	22.0	0	-	5	2	0



THAYER MUNFORD JR.

77

POSITION: Tackle **NFL SEASON:** R
HT/WT: 6-5/328 **RAIDERS SEASON:** R
ACQUIRED: D7a - '22 **COLLEGE:** Ohio State
BORN: 09/18/99 **HOMETOWN:** Cincinnati, Ohio

TRANSACTIONS: Selected by Las Vegas Raiders in the seventh round (238th overall) of the 2022 NFL Draft, April 30, 2022.

COLLEGE: Spent five years at Ohio State from 2017-21, appearing in 58 games with 45 starts... Was a member of four consecutive Big Ten championship teams and two College Football Playoff teams during his career... Helped the Buckeyes' offense to 11 top-5 national statistical rankings... Was a two-time first-team All-Big Ten selection (2020-21) by coaches and media, while earning second-team All-Big Ten in 2019 and honorable mention All-Big Ten in 2018... In 2021, started 12 games for an offense that ranked first in the nation in total offense (561.2 avg.) and scoring (45.7 avg.)... Helped pave the way for a season-high 326 rushing yards and three TDs against Tulsa... Allowed time for QB C.J. Stroud to pass for 484 yards and three TDs against Oregon... Provided time for Stroud to pass for 449 yards and six TDs against Michigan State... Helped Stroud throw for a career-high 573 yards and six TDs against Utah... In 2020, started all seven games and was part of an offensive line that helped the team finish seventh in the nation in yards per game (519.4 avg.) and eighth in rushing yards per game (256.8 avg.)... Named first-team All-Big Ten by coaches and media... Allowed time for QB Justin Fields to throw for 318 yards at Penn State... Helped the offense total 517 yards, while providing time for Fields to pass for 314 yards against Rutgers... Blocked for an offense that totaled 639 yards and saw Fields throw for 385 yards against Clemson in the CFP semifinals... In 2019, started 13 games and helped pave the way for RB J.K. Dobbins to become the first running back in school history to surpass 2,000 yards in a season... Helped pave the way for Dobbins to rush 22 times for 193 yards at Indiana... Blocked for Dobbins, who carried the ball 24 times for 177 yards at Nebraska... Provided time for Fields to throw for 206 yards against Michigan State... Helped the offense record 705 total yards and 73 points against Maryland... Allowed time for Fields to throw for 305 yards at Rutgers... Blocked for Dobbins, who rushed 36 times for 157 yards against Penn State... In 2018, started 13 games for an offense that led the Big Ten in total yards per game (535.6 avg.) and passing TDs (51)... Allowed time for QB Dwayne Haskins to throw for 344 yards at TCU... Provided time for Haskins to pass for 270 yards at Penn State... Helped Haskins pass for 499 yards against Northwestern... Allowed time for Haskins to throw for 251 yards in the Rose Bowl against Washington... Majored in human development and family sciences.

AT A GLANCE

- A four-time Big Ten champion (2017-20), who played five seasons at Ohio State and appeared in 58 games with 45 starts during his career.
- Named a two-time first-team All-Big Ten selection by coaches and media (2020-21).



PERSONAL: A native of Cincinnati, Ohio, where he played three seasons at La Salle High School... Helped his team to consecutive Division II state championships from 2014-15... Named first-team All-Greater Catholic League and third team Associated Press All-State... Also competed in track and field... Spent his senior season at Washington High School in Massillon, Ohio... Rated a four-star prospect by ESPN, 247Sports and Scout.com.

THAYER MUNFORD'S COLLEGIATE CAREER STATISTICS

Year	School	GP	GS
2018	Ohio State	13	13
2019	Ohio State	13	13
2020	Ohio State	7	7
2021	Ohio State	12	12
Collegiate Totals		57	45



DYLAN PARHAM

66

POSITION: Guard
HT/WT: 6-2/311
ACQUIRED: D3 - '22
BORN: 08/24/99

NFL SEASON: R
RAIDERS SEASON: R
COLLEGE: Memphis
HOMETOWN: Carrollton, Ga.

TRANSACTIONS: Selected by Las Vegas Raiders in the third round (90th overall) of the 2022 NFL Draft, April 29, 2022.

COLLEGE: Spent five years at Memphis from 2017-21, starting all 50 games he appeared in during his career... In 2021, started 11 games at right guard and was named a first-team All-AAC selection... Helped the Tigers' offense rank 16th in the nation in passing yards per game (298.8 avg.)... Did not allow a sack on the season... Helped pave the way for 322 rushing yards against Nicholls... Allowed time for QB Seth Henigan to throw for 417 yards and five TDs at Arkansas State... Provided time for Henigan to throw for 463 yards and two TDs against Tulsa... Blocked for an offense that rushed for 200 yards against Navy... Allowed time for Henigan to pass for 432 yards and three TDs against SMU... In 2020, started all 11 games at right tackle... Helped the offense rank 17th in the nation in passing offense (307.9 per game)... Paved the way for the offense to gain 217 rushing yards against UCF... Allowed time for QB Brady White to throw for 313 yards and four TDs against Temple... Provided time for White to throw for 316 yards at Cincinnati... Blocked for an offense that gained 305 rushing yards and five TDs on the ground against Stephen F. Austin... Allowed for White to pass for 437 yards and four TDs against USF... In 2019, started 14 games at left guard... Blocked for an offense that compiled 6,791 total yards, including 2,614 rushing yards on the season... Paved the way for RB Kenneth Gainwell, who totaled 1,456 rushing yards and 610 receiving yards... Helped pave the way for Gainwell to rush for 145 yards and one TD at South Alabama... Blocked for Gainwell, who rushed for a season-high 209 yards and two TDs at Louisiana Monroe... Paved the way for Gainwell to rush for 128 yards at USF... In 2018, started 14 games at left guard... Helped pave the way for a school-record 7,324 yards of total offense... Paved the way for program records in rushing yards (3,919) and rushing TDs (48)... Blocked for RB Darrell Henderson, who rushed for 1,909 yards... Paved the way for Henderson to rush for 212 yards and three TDs at Navy... Helped Henderson record 233 rushing yards and two TDs against Georgia State... Paved the way for Henderson to rush for 210 yards and three TDs at UCF in the American Athletic Conference Championship... Redshirted as a freshman in 2017.

AT A GLANCE

- A four-year starter for the Tigers, Parham started 50 contests and played right guard, left guard and right tackle.
- As a redshirt senior in 2021, he started all 11 games at right guard and was named a First-Team All-AAC selection.



PERSONAL: Attended Carrollton (Ga.) High School where he played as a linebacker/defensive end before moving to tight end his senior year... As a senior, he was named to the 2016 Times-Georgian All-Area first team as a tight end after recording nine receptions for 96 yards and one TD.

DYLAN PARHAM'S COLLEGIATE CAREER STATISTICS

Year	School	GP	GS
2018	Memphis	14	14
2019	Memphis	14	14
2020	Memphis	11	11
2021	Memphis	11	11
Collegiate Totals		50	50



ZAMIR WHITE

35

POSITION: Running Back
HT/WT: 5-11/214
ACQUIRED: D4a - '22
BORN: 09/18/99

NFL SEASON: R
RAIDERS SEASON: R
COLLEGE: Georgia
HOMETOWN: Laurinburg, N.C.

TRANSACTIONS: Selected by Las Vegas Raiders in the fourth round (122nd overall) of the 2022 NFL Draft, April 30, 2022.

COLLEGE: Spent four years at Georgia from 2018-21, appearing in 38 games with 23 starts... Finished his collegiate career with 382 carries for 2,043 yards (5.3 avg.) and 25 TDs... Added 17 receptions for 132 yards (7.8 avg.)... In 2021, played in all 15 games with 12 starts and was the Bulldogs' rushing leader for the second consecutive year... Tallied 160 carries for 856 yards and 11 TDs, while adding nine receptions for 75 yards... Carried the ball 13 times for 74 yards and added one reception for 13 yards... Rushed eight times for 51 yards, including a five-yard TD run against South Carolina... Totaled nine carries for 48 yards and one TD at Vanderbilt... Carried the ball 16 times for 68 yards and a season-high two TDs against Arkansas... Tied a season-high with two rushing TDs to go along with 79 yards at Auburn... Totaled 46 yards on 12 carries with one TD, while adding one catch for 15 yards against Kentucky... Rushed for a season-high 105 yards on 14 carries, including a 42-yard TD run against Florida... In 2020, started all 10 games and finished as the team's leading rusher with 779 yards on 144 carries (5.4 avg.)... Registered three 100-yard rushing games on the season... Added six receptions for 37 yards... Carried the ball 13 times for 71 yards and one TD against Arkansas... Rushed 19 times for 88 yards and two TDs against Auburn... Recorded career highs in carries (26) and rushing yards (136), while scoring on a 22-yard TD run at Kentucky... Rushed seven times for 107 yards, including a 75-yard TD run against Florida... Carried the ball 13 times for 84 yards and two TDs at South Carolina... Tallied 12 carries for 126 yards and one TD at Missouri... In 2019, appeared in 13 games with one start... Totaled 78 carries for 408 yards and three TDs... Added two receptions for 20 yards... Rushed eight times for 72 yards and one TD against Murray State... Tallied six carries for 18 yards and one TD, while adding one reception for five yards against Arkansas State... Carried the ball 12 times for 44 yards and hauled in one pass for 15 yards against South Carolina... Rushed six times for 24 yards against Missouri... Totaled 18 carries for 92 yards and one TD in the Sugar Bowl against Baylor... Redshirted in 2018 after suffering a knee injury during the preseason... Majored in housing management and policy.

AT A GLANCE


- Played in 38 games with 23 starts during his career at Georgia, totaling 382 carries for 2,043 rushing yards (5.3 avg.) and 25 TDs.
- Led the team in rushing for the second-straight season in 2021 after recording 160 carries for 856 rushing yards and 11 TDs.
- Was the Bulldogs' leading rusher in 2020 with 779 yards on 144 carries with 11 TDs.
- His 2,043 rushing yards rank 15th-most on the program's all-time list.



PERSONAL: Attended Scotland High School in Laurinburg, N.C., where he was a unanimous five-star prospect and widely considered the No. 1 running back in the nation... Was selected to participate in the 2018 U.S. Army All-America Bowl... Ranks ninth all-time in rushing yards in the state of North Carolina with 7,169... Named to the USA Today 2017 All-USA First Team offense... Named the 2017 MaxPreps Jonathan Gray Award, awarded to the top running back nationally... Named the 2017 NCPreps Player of the Year... Named 2017 N.C. Offensive Player of the Year by USA Today, as well N.C. All-State First Team... Rushed for 2,086 yards and 34 touchdowns in 11 games his senior season, averaging 14.1 yards per carry... Named a 2017 Preseason First Team All-American by both MaxPreps and USA Today... Honored as the N.C. 2015-16 Gatorade High School Football Player of the Year... Named to the AP 2016 All-State First Team for North Carolina... Also competed in the 100 meters, 200 meters, 400 meters and 4x100 meter relay for the track and field team... Finished sixth in the 100 meters at the 2016 NCHSAA Class 4A State Championships with a time of 10.85 seconds.

ZAMIR WHITE'S COLLEGIATE CAREER STATISTICS

Year	School	GP	GS	RUSHING				RECEIVING					
				Att.	Yds.	Avg.	Lg.	TD	Rec.	Yds.	Avg.	Lg.	TD
2019	Georgia	13	1	78	408	5.2	29	3	2	20	10.0	15	0
2020	Georgia	10	10	144	779	5.4	75	11	6	37	6.2	10	0
2021	Georgia	15	12	160	856	5.4	42	11	9	75	8.3	15	0
Collegiate Totals		38	23	382	2,043	5.3	75	25	17	132	7.8	15	0




DARIEN BUTLER

58

LB | 5-10 | 221 | Rookie | ARIZONA STATE | 02/29/00

Signed by Las Vegas Raiders as an undrafted free agent, May 12, 2022... Played four years at Arizona State, playing in 40 games... Totaled 243 career tackles (121 solo), 24.5 tackles for loss, four sacks, three INTs, seven passes defended, three forced fumbles and four fumble recoveries... Three-time team captain... As a senior, played in 10 games and finished second on team with 68 tackles (32)... Recorded a career-high 8.5 tackles for loss, two sacks and three INTs... Semifinalist for the Butkus Award... Picked off two passes against Southern Utah... Recorded eight tackles (five) with two sacks against UNLV... Totaled nine stops (four) with two tackles for loss at UCLA... Picked off a pass at Utah... Posted a season-high 10 tackles (four) against USC... As a junior, played in four games with two starts... Credited with 15 tackles (nine) and one fumble recovery... Posted four stops (three) and recovered a fumble at Arizona... As a sophomore, played in all 13 games... First true sophomore in program history to be named a captain... Led the team with 90 tackles (44) and three forced fumbles... Also recorded 6.5 tackles for loss, one sack and one fumble recovery... Notched four tackles (two), one sack and one forced fumble against Sacramento State... Racked up 10 stops (seven), one forced fumble and one fumble recovery at UCLA... Posted a season-high 11 tackles (four) against Florida State in the Tony the Tiger Sun Bowl... As a freshman, started all 13 games... Named the program's Ron Pritchard Outstanding Linebacker Award recipient... Tied for second on the team with 70 tackles (36)... Tackle total was the fourth-most by a true freshman nationally... Added eight tackles for loss, one sack and two fumble recoveries... Credited with eight tackles (six) and one sack against Oregon State... Posted eight stops (five) and recovered a fumble at USC... Notched a season-high 10 tackles (three) against Fresno State in the Las Vegas Bowl... **PERSONAL:** Attended Narbonne High School in Los Angeles... A consensus three-star recruit... Listed as the No. 55 outside linebacker in the nation by 247Sports.com and the No. 48 inside linebacker by ESPN.com... Compiled 321 total tackles, 47 tackles for loss, five sacks, 19 passes defended and eight forced fumbles during prep career... As a senior, posted 150 total tackles, 33 tackles for loss, five sacks and one INT.



QWYNNTERRIO COLE

42

SI | 6-0 | 203 | Rookie | LOUISVILLE | 05/27/99

Signed by Las Vegas Raiders as an undrafted free agent, May 12, 2022... Played one season at Louisville after transferring from Alcorn State... Totaled nine career INTs... As a senior at Louisville, played in all 13 games and posted 87 tackles (65 solo), five tackles for loss, one forced fumble and one INT... Tabbed for honorable mention All-ACC accolades... Posted seven tackles (five) in Louisville debut against Ole Miss... Posted six stops (five), including two tackles for loss against UCF... Returned an INT 29 yards at Wake Forest... Posted eight tackles (six), including two tackles for loss at Duke... Recorded a career-high 15 stops (11) against Kentucky... Did not play during the COVID-19 pandemic in 2020... Named an FCS Preseason All-American... As a junior at Alcorn State, played in 13 games with 12 starts... Posted 86 tackles (49) and ranked second in the conference with five INTs... Named first-team All-SWAC and named an HBCU All-American... Recorded two INTs against Prairie View A&M... Posted back-to-back games with an INT against Southern and Grambling... Registered 10 stops (six) against Alabama A&M... Credited with 10 tackles (four) in the SWAC Championship against Southern... Named first-team preseason All-SWAC... As a sophomore, saw action in 13 games with seven starts and led the team with 76 tackles (42)... Posted 4.5 tackles for loss, three INTs and five passes defended... Named first-team All-SWAC and tabbed for HBCU All-American honors... Returned and INT 36 yards for a TD against Southern... Credited with a season-high 11 tackles (five), including one tackle for loss and a pass defended against Grambling... Picked off a pass and returned it 20 yards at Prairie View A&M... As a freshman, appeared in 12 games... Forced a fumble in his collegiate debut against Miles... Recovered a fumble against Alabama A&M... **PERSONAL:** Attended Memphis (Tenn.) East High School... Also played basketball and ran track... First name is pronounced quinn-TAIR-ee-oh.




BRYCE COSBY

44

CB | 5-9 | 188 | Rookie | BALL STATE | 03/22/99

Signed by Las Vegas Raiders as an undrafted free agent, May 12, 2022... Played five years at Ball State, playing in 57 games... Racked up 392 career tackles (228 solo), 20.5 tackles for loss, five sacks, 10 INTs, 26 passes defended, three forced fumbles and three fumble recoveries... As a senior, played in all 13 games and totaled 110 tackles (67), 9.5 tackles for loss, a career-high four sacks, two INTs and two forced fumbles... Posted 11 tackles (eight), two tackles for loss and a sack at Penn State... Added two tackles for loss and a sack against Toledo... Picked off a pass against Army... Recorded 10 solo stops with a sack at Western Michigan... Notched 11 tackles (three) with a sack and a forced fumble at Western Michigan... Recorded 11 stops (eight) and recovered a fumble against Akron... Set a season high with 12 tackles (six), his sixth-straight game with double-digit tackles, against Central Michigan... As a senior in 2020, started all eight games and tied for the team lead with two INTs... Ranked third on the team with 62 tackles (35)... Named first-team All-MAC... Named Academic All-MAC... Named CoSIDA Academic All-District... Recorded an INT at Toledo... Posted nine stops in the MAC Championship against Buffalo... Recorded an INT against San Jose State in the Arizona Bowl, earning Defensive Player of the Game honors... As a junior, started all 12 games and finished fourth on the team with 78 tackles (49)... Named Academic All-MAC... Registered INTs at North Carolina State and against Eastern Michigan... Had a season-high 11 tackles (seven) and two tackles for loss against Western Michigan... Forced a fumble against FAU... As a sophomore, played in 12 games with 11 starts... Tied for the team lead with 83 tackles (42) and two INTs... Named Academic All-MAC... Racked up a career-high 17 tackles (nine) against Western Michigan... Notched an INT against Toledo... Posted nine tackles (two) at Notre Dame... As a freshman, started all 12 games... Recovered a fumble against Northern Illinois... Picked off a pass in the end zone against Western Kentucky... **PERSONAL:** Attended duPont Manual High School in Louisville, Ky... Ranked as a two-star recruit by 247Sports.com... Two-time team captain... First-team all-state as a senior... Honorable mention all-state as a junior... Two-time first-team all-district and all-metro selection... Prep totals included 14 INTs, 20 passes defended and four TDs... As a senior, posted 50 tackles, five INTs and two forced fumbles... As a junior, tied school record with eight INTs... Also ran track... Named honorable mention KHSAA academic all-state... Father, Donald, played football at Louisville.



COLE FOTHERINGHAM

85

TE | 6-4 | 246 | Rookie | UTAH | 10/11/97

Signed by Las Vegas Raiders as an undrafted free agent, May 12, 2022... Played four years at Utah, playing in 47 games with 38 starts... Career totals include 52 receptions for 526 yards and three TDs... As a senior, played in 14 games with 10 starts... Had a season-high four catches for 31 yards against Arizona State... Recorded three receptions for 33 yards against Washington State, including a season-long 13-yard reception... Caught two passes for 19 yards against Ohio State in the Rose Bowl... As a junior, started all five games... Posted four catches for 52 yards... Had a season-long 16-yard catch against Colorado... Named to the Pac-12 All-Academic Honor Roll... As a sophomore, started all 14 games... Posted 16 catches for 156 yards with one TD... Had three receptions for 23 yards and a 2-yard TD at USC... Notched three receptions for 30 yards against Texas in the Alamogordo Bowl... Earned Pac-12 All-Academic Honor Roll recognition... As a freshman, played in 14 games with nine starts... Had 17 catches for 190 yards with two TDs... Scored a TD on his first-career catch against Weber State... Led team with five catches for 76 yards, including a career-long 40-yard catch, against Oregon... Had a seven-yard TD reception against UCLA... **PERSONAL:** Attended San Clemente (Calif.) High School... Totaled 100 career receptions for 1,244 yards and 19 TDs... Selected to the 2015 All-USA California Team... As a senior, had 45 receptions for 600 yards and 10 TDs... As a junior, recorded 50 catches for 585 yards with eight TDs... Helped lead team to back-to-back Sea View League Championship... Also played quarterback, completing 34-of-56 pass attempts for 428 yards and five TDs... Also earned four letters in basketball... Served a Mission in Nicaragua... Father, Chad, played quarterback at the University of Pacific... Majored in business administration.




CHASE GARBERS

15

QB | 6-2 | 215 | Rookie | CALIFORNIA | 06/06/99

Signed by Las Vegas Raiders as an undrafted free agent, May 12, 2022... Played five years at California, seeing action in 36 games with 34 starts... Totaled 6,582 career passing yards, completing 589-of-959 attempts with 50 TDs... Finished career ranked fourth in program history in total yardage (7,756), tied for sixth in TDs (50), seventh in passer rating (132.2), seventh in passing yards (6,582) and tied for seventh in 300-yard passing games (four)... As a senior, started all 11 games... Completed 223-of-348 pass attempts for 2,533 yards and 16 TDs... Also rushed for a career-high 456 yards on 104 carries and four TDs... Named team Most Valuable Player and tabbed for All-Pac-12 honors by the league's coaches and Pro Football Focus... Completed 16-for-27 pass attempts for 309 yards and two TDs at TCU... Set a career high with 30 completions on 41 attempts for 319 yards and two TDs at Washington... Also rushed for 71 yards and a TD against the Huskies... Passed for three TDs, posting a career-best 188.1 passer rating with 262 yards through the air against Oregon State... Had a career-long 84-yard completion at Stanford, setting a Big Game record... Named to the watch list for both the Johnny Unitas Golden Arm and Manning Awards... As a junior, started each of the team's four games... Completed 85-of-136 passes for 771 yards and six TDs... Completed 28-of-42 passes for 315 yards with three TDs at Oregon State... Passed for two TDs and 151 yards, while rushing for a season-high 51 yards against Stanford... Named to the Johnny Unitas Golden Arm Award watch list... Named preseason All-Pac-12 by Athlon Sports and Lindy's... As a sophomore, started nine games and led the Golden Bears to a 7-2 record in those contests... Totaled 1,270 yards on 131-for-215 passing with nine TDs... Scrambled for a 16-yard, game-winning TD in the Big Game against Stanford... Named Redbox Bowl Offensive MVP after completing 22-of-31 passes for 272 yards and four TDs against Illinois... As a freshman, saw action in 12 games with 10 starts... Season totals included 1,506 yards on 159-for-260 passing with 14 TDs... Rushed for 420 yards to rank second on the team... Completed 20-of-25 passes for 225 yards and three TDs against Idaho State... Redshirted as a true freshman... **PERSONAL:** Attended Corona del Mar High School in Newport Beach, Calif... Led team to a state championship and four Pacific Coast League crowns, while compiling a 47-7 overall record and a 20-0 conference mark... Prep totals included 7,790 yards on 589-for-854 passing with 90 TDs and just 10 INTs... Also rushed for 1,290 career yards and 27 TDs on 299 carries... Earned Daily Pilot Dream Team Player of the Year honors and first-team All-Pacific Coast League honors as both a junior and senior... Conference MVP as a senior... As a senior, passed for a career high 3,895 yards... As a junior, passed for 33 TDs and rushed for 457 yards and seven TDs... As a freshman, part of a team that was the first in California history to post a 16-0 record that included a Division 3 state crown... Father, Grant, played collegiate golf at Georgia... Graduated from California with a degree in political economy in 2021.



JUSTIN HALL

12

WR | 5-8 | 189 | Rookie | BALL STATE | 01/29/99

Signed by Las Vegas Raiders as an undrafted free agent, May 12, 2022... Played five years at Ball State, playing in 54 games and totaling 318 catches for 3,385 yards and 18 TDs... Ranks as Ball State's all-time leader in receptions (318) and receiving yards (3,385)... Registered a reception in every game he played, a streak of 54-straight games... As a senior, played in 11 games and led team with 61 receptions... Totaled 613 receiving yards with five TDs... Also led team with 31 kickoff returns for 380 yards and one TD... Posted eight catches for a season-high 137 yards and two TDs against Western Illinois... Returned a kickoff 72 yards at Wyoming... Returned a kickoff 99 yards for a TD against Army... Recorded a season-high 10 receptions for 58 yards at Eastern Michigan... Had eight catches for 73 yards and one TD at Akron... As a senior in 2020, played in seven games and led team with 49 catches for 665 yards... Named first-team All-MAC... Also rushed for 231 yards on 30 carries... Had a career-high 175 receiving yards on 10 catches with two TDs against Western Michigan, earning MAC West Offensive Player of the Week honors... Had a 66-yard TD against Miami... As a junior, saw action in 12 games with six starts... Posted 61 receptions for 684 yards with a career-high six TDs... Named first-team All-MAC... Notched season highs in receptions (11) and receiving yards (109) against Eastern Michigan... Hauled in a 64-yard catch-and-run for a TD against Central Michigan... As a sophomore, played in 12 games with six starts... Led team and ranked second in the conference with 69 receptions and totaled 622 receiving yards... Earned third-team All-MAC selection... Had a season-high 10 receptions against Eastern Michigan and matched that total against Toledo... Tallied nine receptions for 117 yards against Western Michigan... Posted a 61-yard catch-and-run to set up a TD... As a freshman, played in 12 games with 10 starts... Led all freshmen in the nation in receptions with 78 and ranked fourth among the nation's freshmen with 801 receiving yards... Garnered second-team All-MAC honors and named Freshman All-American by ESPN.com and FWAA... Posted season highs with 13 catches and 121 yards at Western Michigan... Had a 47-yard TD catch against Buffalo... **PERSONAL:** Attended Alexander High School in Douglasville, Ga... Named a three-star recruit by 247Sports.com... Two-time all-state honoree as a wide receiver and kick returner... Named Region 6A Player of the Year... As a senior, recorded 74 receptions for 987 yards and 11 TDs... Also tallied four rushing TDs and one score on a kickoff return... Recipient of the Howard Thompson Award.




LUKE MASTERSON 59
LB | 6-1 | 234 | Rookie | WAKE FOREST | 01/07/98

Signed by Las Vegas Raiders as an undrafted free agent, May 12, 2022... Played five years at Wake Forest, playing in 52 games with 31 starts... Made starts at three different positions... Totaled 250 career tackles (166 solo), 3.5 sacks, one INT, one forced fumble and one fumble recovery... As a senior, played in all 14 games and led the team with 85 tackles (57)... Named All-ACC Honorable Mention... Member of the All-ACC Academic Team... Earned Defensive MVP honors in the Hula Bowl... Served as a team captain... Posted 13 tackles for loss and a career-high 2.5 sacks... Posted nine tackles (two), two sacks and three tackles for loss against Virginia... Forced a fumble against Louisville... Credited with a half-sack at Syracuse... Racked up nine stops (seven) at Army... As a senior in 2020, played in six games with five starts... Tallied 25 tackles (13)... Had 11 tackles (seven) against Clemson... Posted seven stops (three), including one tackle for loss, at North Carolina State... Recorded three tackles (one) against Wisconsin in the Duke's Mayo Bowl... As a junior, started six games with five starts before missing the remainder of the season due to injury... Posted three tackles (two), one tackle for loss, one sack and one fumble recovery against North Carolina... Recorded six tackles (three) at Boston College... As a sophomore, played in 10 games with six starts... Named to the All-ACC Academic Team... Notched 52 tackles (34) with an INT... Picked off a pass and returned it 43 yards against Rice... Recorded eight stops (seven) against Clemson... Had a season-high nine tackles (three) against Syracuse... As a redshirt freshman, played in 13 games... Recorded 42 tackles (34) and three passes defended... Posted eight tackles (six) at Notre Dame... Credited with nine stops (seven) against North Carolina State... Redshirted as a true freshman... **PERSONAL:** Attended Gulf Coast High School in Naples, Fla... Two-year team captain... Second-team all-state class 7A in 2015... Named first-team all-conference as both a junior and senior... Named District 18-7A Academic Player of the Year in 2015... As a senior, recorded 45 tackles, six INTs and 31 passes defended... Had 128 yards in INT returns... Also served as the team's punter... INTs tied for the third most in the state... As a junior, totaled 77 tackles, two INTs, two fumble recoveries and three TDs... Also participated in the long jump, triple jump and 200 meters in track and field... Three-year member of the National Honor Society.



SINCERE MCCORMICK 36
RB | 5-9 | 205 | Rookie | UTSA | 09/10/00

Signed by Las Vegas Raiders as an undrafted free agent, May 12, 2022... Played three years at UTSA, playing in 36 games and setting 20 program records... Set UTSA standards for rushing yards (3,939), rushing TDs (34), 100-yard rushing games (18) and all-purpose yards (4,438)... Averaged 5.4 yards on 724 career carries... Averaged 109.1 rushing yards per game... As a junior, played in 13 games and set UTSA records with 298 carries for 1,479 yards with 15 TDs... Set the school record with 1,663 all-purpose yards... Led team to a 12-2 record and the program's first Conference USA title... Tabbed as the C-USA Offensive Player of the Year... Selected as a second-team All-American by the FWAA and Phil Steele Publications... Named a third-team All-American by the Associated Press... First-team All-C-USA pick... Finalist for the Earl Campbell Tyler Rose Award... Semifinalist for the Doak Walker Award... Dave Campbell's Texas Football Best Running Back and All-Texas College First Team selection... Rushed for over 100-yard in eight games... Carried 41 times for 184 yards and three TDs at Memphis, earning Earl Campbell Tyler Rose Award's Player of the Week honors... Found the end zone three times and rushed for 113 yards against Louisiana Tech... Totaled 169 yards including a 75-yard TD run at UTEP... Had a career-long 81-yard run against Rice... Rushed for 204 yards and three TDs against WKU to earn C-USA Championship MVP honors... As a sophomore, played in 11 games... Rushed for 1,467 yards and 11 TDs on 249 carries, averaging a program-record 133.4 yards per game... Named C-USA Offensive Player of the Year and first-team all-conference... Named second-team All-American by the FWAA and Phil Steele Publications... Finalist for the Earl Campbell Tyler Rose Award... Semifinalist for the Doak Walker Award... Dave Campbell's Texas Football Texas College Player of the Year and All-Texas College First Team selection... Four-time C-USA Offensive Player of the Week... Rushed for 197 yards and one TD on 29 carries against Texas State... Named Earl Campbell Tyler Rose Award National Player of the Week after tallying 165 yards and three TDs against Louisiana Tech... Posted 173 yards and two TDs on the ground at Southern Miss... Eclipsed his own program single-game record with 251 rushing yards and two TDs against North Texas... Rushed for 122 yards against Louisiana in the SERVPRO First Responder Bowl... As a freshman, played in 12 games and rushed for 983 yards and eight TDs on 177 carries... Set program freshman records for rushes, rushing yards, rushing TDs, yards per attempt (5.5) and yards per game (81.9)... Named to FWAA Shaun Alexander Freshman All-American Team... Named the C-USA Freshman of the Year and an honorable mention all-conference selection... Rushed for 189 yards at UTEP... Carried the ball 23 times for 134 yards against Old Dominion... **PERSONAL:** Attended Judson High School in Converse, Texas... Rushed for 3,407 yards and 43 TDs in prep career... As a senior, named first-team All-District 26-6A... Rushed for 1,489 yards and 22 TDs on 145 carries... Led team to a 13-1 record, a district championship and the Class 6A Division I quarterfinal... Rushed for 100-plus yards eight times... As a junior, named District 27-6A Offensive Player of the Year... Also named first-team all-state after racking up 1,211 yards and 13 TDs... As a sophomore, rushed for 691 yards and eight TDs... Named a Dave Campbell Texas Football Top-300 prospect.



BAMIDELE OLASENI 79
TE | 6-7 | 339 | Rookie | UTAH | 01/12/96

Signed by Las Vegas Raiders as an undrafted free agent, May 12, 2022... Played three years at Utah, playing in 21 games with 12 starts... As a senior, played in 14 games with 11 starts at left tackle... A second-team All-American selection by The Sporting News... Named All-Pac-12 Second Team... Helped Utah lead the Pac-12 in rushing (216.7 avg.), rank second in scoring (36.1 avg.) and third in total offense (431.0 avg.)... Key part of Utah's 8-1 conference record and Pac-12 Championship team... Protected QB Cameron Rising, who ranked third in the Pac-12 with 20 TDs... Also blocked for RB Travion Thomas, who rushed for a conference-high 21 TDs and ranked fourth in the Pac-12 with 1,108 rushing yards... Helped pave the way as Thomas rushed for 177 yards and four TDs against Stanford... Started on offensive line against Ohio State in the Rose Bowl... As a junior, played in five games... All five appearances were on special teams... As a sophomore, played in two games with one start... Started first collegiate game against Washington... Transferred from Garden City (Kan.) Community College... Played two seasons for the Broncbusters... A four-star recruit by 247Sports.com and Rivals.com... Rated the No. 9 JUCO offensive tackle in the nation... Named first-team NJCAA All-American in 2018... Also earned first-team All-Kansas Jayhawk Community College Conference (KJCCC) honors... Played for the U19 London Blitz in the British American Football Association... **PERSONAL:** Native of London, England... Played soccer, basketball and ran track in his native United Kingdom... Brother, Gabriel, played basketball at Iowa and was named the Big Ten Conference Sixth Man of the Year in 2015... Name is pronounced BAM-ih-deli-oh-LAH-senny... Goes by the nickname "Bam."



ISAIAH POLA-MAO 40
S | 6-3 | 211 | Rookie | USC | 06/30/99

Signed by Las Vegas Raiders as an undrafted free agent, May 12, 2022... Played four years at USC, playing in 32 games with 29 starts... Career totals include 178 tackles (129 solo), nine tackles for loss, five INTs, four fumble recoveries and one forced fumble... As a senior, played in 11 games with nine starts... Served as a co-captain... Ranked third on the team with 57 tackles (41) and had one fumble recovery... Posted a season-high 11 tackles (six) against Oregon State... Recovered a fumble against Arizona... Credited with a game-high 10 stops (nine) at California... As a junior, started all six games and ranked third on the team with 40 tackles (19)... Posted 2.5 tackles for loss, five passes defended, a team-high three fumble recoveries and one INT... Tabbed for honorable mention All-Pac-12 honors, named second-team All-Pac-12 by the Associated Press and third-team All-Pac-12 by Pro Football Focus... Served as a captain... Notched seven (six) tackles, two passes defended and one fumble recovery against Arizona State... Posted six tackles (one) with a fumble recovery at Utah... Notched nine stops (four), an INT and a fumble recovery at UCLA... Registered a season-high 10 tackles (three) against Oregon... As a sophomore, played in 13 games with 12 starts... Racked up 73 tackles (45), 5.5 tackles for loss, 1.5 sacks and a team-leading four INTs... Recorded INTs in three-straight games... Named USC's Co-Defensive Perimeter Player of the Year... Notched five tackles (four), a sack and an INT in the end zone against Fresno State... Posted seven stops (four), including a tackle for loss at Notre Dame... Notched seven stops (three) and credited with a half-sack against Arizona... Recorded an INT against Oregon... Picked off a pass at the goal-line at Arizona State... Returned an INT 24 yards at California... Notched 12 stops (seven) and a pass defended against UCLA... As a redshirt freshman, played in two games before missing the remainder of the season due to injury... Started first two games of collegiate career, posting eight tackles (four) and one pass defended... **PERSONAL:** Attended Mountain Pointe High School in Phoenix, Ariz... As a senior, played wide receiver and safety... Named 2016 PrepStar All-American, Max Preps All-American First Team, Tacoma News-Tribune Western-100, Orange County Register Fab-15 Second Team, USA Today All-Arizona First Team and All-East Valley Tribune Defensive Player of the Year... Credited with 100 tackles, 10 INTs for three TDs, 18 passes defended and two forced fumbles... Also had 28 receptions for 646 yards and nine TDs... As a junior, named USA Today All-Arizona First Team... Notched 98 tackles and four INTs... Also caught 27 passes for 435 yards with five TDs... As a sophomore, named USA Today All-Arizona First Team after recording 35 tackles and seven INTs... Also played basketball and ran track... Father, Tracey, played football at San Diego State and professionally in the Arena Football League... Uncle, Troy Polamalu, was inducted into the Pro Football Hall of Fame in 2020... Great uncle, Kennedy Polamalu, is currently the Raiders' running backs coach.



MYRON TAGOVAILOA-AMOSA 69
DE | 6-2 | 270 | Rookie | NOTRE DAME | 05/09/99

Signed by Las Vegas Raiders as an undrafted free agent, May 12, 2022... Played five years at Notre Dame, playing in 50 games with 33 starts... Posted 75 career tackles (49 solo), 17 tackles for loss, five sacks, two forced fumbles and two passes defended... As a senior, started all 12 games and totaled a career-high 25 tackles (18)... Added two sacks, one forced fumble and one pass defended... Named first-team All-Independent by Phil Steele publications... Named to the watch list for the Nagurskii Trophy, Wuorffel Trophy, Reese's Senior Bowl and Polynesian College Player of the Year Award... Served as a team captain and an Allstate AFCA Good Works Team Nominee... Posted a career-high two sacks against Toledo, including a strip-sack to force a fumble... Recorded four tackles (two) against Purdue and was credited with a tackle for loss... Recovered a fumble and returned the ball 70 yards for a TD against Georgia Tech... Posted a career-high five tackles (four) in the PlayStation Fiesta Bowl against Oklahoma State... As a senior in 2020, played in 11 games with nine starts... Credited with 17 tackles (11), 2.5 sacks and one forced fumble... Named second-team All-ACC and named first-team Preseason All-Independent by Phil Steele Publications... Posted four tackles (three) against Duke... Tallied three tackles (two) and one sack at Pittsburgh... Credited with three tackles and a half-sack at North Carolina... Posted three solo tackles, one sack, one fumble recovery and forced a fumble against Syracuse... As a junior, played in 12 games with 12 starts... Finished with 22 tackles (13), 2.5 tackles for loss and one fumble recovery... Recovered a fumble against Virginia and returned it 48 yards to set up a field goal... Named a finalist for the Piesman Trophy for his return against the Cavaliers... Credited with a half-sack against USC... As a sophomore, played in two games before missing the majority of the season due to injury... As a freshman, saw action in all 13 games... Registered nine tackles (seven) and two tackles for loss... **PERSONAL:** Attended Kapolei (Hawaii) High School... As a senior, led team to the semifinals of the 2016 First Hawaiian Bank/Hawaii High School Athletic Association Football State Championships... Team posted a 10-3 record... Recorded 34 tackles for loss and 18 sacks... A Honolulu Star-Advertiser all-state selection... Named 2016 American Family Insurance First Team All-USA Hawaii... Named 2016 Oahu Interscholastic Association Division I Red Defensive Player of the Year... Ranked as the No. 127 defensive end in the nation by Scout.com... Also ranked No. 18 strong-side defensive end by 247Sports.com, No. 45 defensive tackle by ESPN.com and No. 39 defensive tackle by Rivals.com... Hawaii's No. 13-ranked player by Scout.com, No. 3-ranked player by both 247Sports.com and ESPN.com, and No. 4-ranked player by Rivals.com... Played in the inaugural 2016 Polynesian Bowl... Cousin, Iua Tagovailoa, currently plays quarterback for the Miami Dolphins.



ZACH VANVALKENBURG 54

DE | 6-4 | 263 | Rookie | IOWA | 02/17/98

Signed by Las Vegas Raiders as an undrafted free agent, May 12, 2022... Played three years at Iowa after transferring from Hillsdale... At Iowa, played in 33 games with 22 starts... Totaled 94 tackles (46 solo), nine sacks and one forced fumble with the Hawkeyes... Played in 27 games with 26 starts in three years at Hillsdale... Racked up 117 stops (60), 19 tackles for loss, 13 sacks and four forced fumbles at Hillsdale... Cumulative collegiate totals included 60 games played with 48 starts, 211 tackles (106), 42.5 tackles for loss, 22 sacks and five forced fumbles... As a senior, started all 14 games... Credited with 58 tackles (30), a career-high 15 tackles for loss and five sacks... Named second-team All-Big Ten by coaches, media and the Associated Press... Third-team All-Big Ten selection by Phil Steele Publications... Quarterfinalist for the Lott IMPACT Trophy... Named to watch lists for the Ted Hendricks and Lombardi Awards... Credited with 1.5 sacks against Kent State... Recorded five tackles (two) against Colorado State, including 2.5 tackles for loss... Registered a career-high 10 tackles (six), including a sack and three tackles for loss, against Minnesota... Posted five tackles (three), including a sack, at Nebraska... Notched eight stops (four) with two sacks in the Citrus Bowl against Kentucky... As a senior in 2020, started all eight games... Second-team All-Big Ten selection by league coaches and media... Recorded 30 tackles (14), 3.5 sacks and tied for the national lead with four fumble recoveries... Had a season-high seven tackles (two) and recovered a fumble against Northwest-ern... Shared a sack against Michigan State... Named Big Ten Player of the Week after recording a career-high three sacks and five tackles (four) against Minnesota... Reverted two fumbles at Penn State... Recovered a fumble to seal a win against Nebraska... As a junior, played in 11 games and posted six tackles (two)... Credited with three assisted tackles against MTSU... Played three years at Hillsdale... As a sophomore, started all 13 games and notched a career-high 70 tackles (33) and 8.5 sacks... Also credited with 14.5 tackles for loss and three forced fumbles... Named Defensive Lineman of the Year in the Great Midwest Athletic Conference... Led the conference in sacks... Credited with at least a half-sack in nine games... Recorded at least a half-sack in the first five games of the season... As a redshirt freshman, started all 11 games... Registered 32 tackles (20), 4.5 sacks and one forced fumble... Redshirted as a freshman after suffering an early season injury... Played in three games with two starts and posted 15 tackles (seven)... Notched seven tackles against Wayne State... **PERSONAL:** Attended Zeeland (Mich.) West High School... As a senior, recorded 85 tackles and 9.5 sacks... Earned first-team all-state and all-conference honors... Named Holland Sentinel Defensive Player of the Year and named to Detroit Free Press Dream Team... Served as a captain... As a junior, tabbed for all-conference honors... Helped team to three conference titles and two state championships, posting a 39-2 record over three seasons... Earned all-state honors in wrestling and also lettered in track.



SAM WEBB 48

CB | 6-0 | 202 | Rookie | MISSOURI WESTERN STATE | 05/19/98

Signed by Las Vegas Raiders as an undrafted free agent, May 12, 2022... Played four years at Missouri West-ern State, playing in 44 games... Totaled 109 career tackles (92 solo), seven INTs, 39 passes defended, three forced fumbles and three fumble recoveries... As a senior, played in 10 games and notched 30 tackles (28), six passes defended, two forced fumbles and one fumble recovery... Named second-team All-Mid-America Intercollegiate Athletic Association... Recorded three passes defended against Fort Hays State... Posted five solo tackles against Emporia State... Collected five solo stops against Pittsburg State... Recovered a fumble at Missouri Southern State... Posted five solo tackles and forced a fumble against Central Missouri... Forced a fumble at Lincoln (Mo.)... As a senior in 2020, played in two games... Both games were not recognized as official contests by the NCAA... As a junior, played in 12 games... Finished with 29 tackles (24), three INTs, 15 passes defended, one forced fumble and one fumble recovery... Named first-team Don Hansen All-Super Region Three Team... Named first-team All-MIAA... Tabbed for D2CCA All-Region Second Team honors... Posted six solo tackles against Northwest Missouri... Recorded two INTs, one forced fumble and one fumble recovery at Washburn... Picked off a pass against Missouri Southern State... Notched three passes defended at Central Oklahoma... Credited with four stops (three) and one tackle for loss at Pittsburg State... As a sophomore, played in 12 games with 11 starts... Named All-MIAA Honorable Mention... Posted 34 tackles (25), one INT, nine passes defended and one fumble recovery... Recorded a season-high seven tackles (four) and two passes defended against Fort Hays State... Notched an INT against Pittsburg State... Recovered a fumble at Nebraska-Kearney... Credited with five tackles (one) against Southern Arkansas... As a redshirt freshman, played in 10 games with eight starts... Recorded 16 tackles (15) and ranked second on the team with three INTs... Also added six passes defended... Recorded an INT against Central Oklahoma... Returned an INT 99 yards for a TD against Lindenwood... Posted a season-high three solo tackles against Washburn... Recorded an INT at Emporia State... Redshirted as a true freshman... **PERSONAL:** Attended Excelsior Springs (Mo.) High School... Earned all-state, all-district and all-conference honors... Totaled 12 TDs on offense... As a senior, recorded four INTs as a defensive back.

OFFENSE

No.	Player	Pos.
OFFENSIVE LINE		
64	Bars, Alex	G
78	Barton, Jackson	T
67	Cotton Sr., Lester	G
72	Eluemunor, Jermaine	G/T
71	Good, Denzelle	G/T
65	Grasu, Hroniss	C
68	James, Andre	C
70	Leatherwood, Alex	G/T
61	Meredith, Jordan	G
74	Miller, Kolton	T
77	Munford, Thayer	T
79	Olaseni, Bamidele	T
66	Parham, Dylan	G
75	Parker, Brandon	T
76	Simpson, John	G
60	Wheatley, Tyrone	T
TIGHT ENDS		
82	Bowers, Nick	TE
85	Fotheringham, Cole	TE
88	Hollister, Jacob	TE
80	Horsted, Jesper	TE
87	Moreau, Foster	TE
83	Waller, Darren	TE
WIDE RECEIVERS		
17	Adams, Davante	WR
84	Cole, Keelan	WR
12	Hall, Justin	WR
10	Hollins, Mack	WR
1	Johnson, Tyron	WR
13	Renfrow, Hunter	WR
11	Robinson, Demarcus	WR
16	Stoner, Dillon	WR
19	Turner, DJ	WR
18	Veasy, Jordan	WR
RUNNING BACKS		
22	Abdullah, Ameer	RB
34	Bolden, Brandon	RB
38	Brown, Brittain	RB
23	Drake, Kenyan	RB
28	Jacobs, Josh	RB
45	Johnson, Jakob	FB
35	White, Zamir	RB
QUARTERBACKS		
4	Carr, Derek	QB
15	Garbers, Chase	QB
9	Mullens, Nick	QB
3	Stidham, Jarrett	QB

DEFENSE

No.	Player	Pos.
DEFENSIVE LINE		
97	Billings, Andrew	DT
96	Bower, Tashawn	DE
73	Butler, Matthew	DT
94	Butler, Vernon	DT
98	Crosby, Maxx	DE
93	Farrell Jr., Neil	DT
99	Ferrell, Clelin	DE
56	Green, Gerri	DE
90	Hankins, Johnathan	DT
55	Jones, Chandler	DE
51	Koonce, Malcolm	DE
63	Lancaster, Tyler	DT
91	Nichols, Bilal	DT
92	Peko, Kyle	DT
69	Tagovailoa-Amosa, Myron	DE
54	VanValkenburg, Zach	DE
95	Vickers, Kendal	DT
LINEBACKERS		
50	Brown, Jayon	LB
58	Butler, Darien	LB
5	Deablo, Divine	LB
57	Fackrell, Kyler	LB
43	Kiser, Micah	LB
59	Masterson, Luke	LB
52	Perryman, Denzel	LB
53	Young, Kenny	LB
DEFENSIVE BACKS		
24	Abram, Johnathan	S
29	Averett, Anthony	CB
42	Cole, Qwynnterio	S
44	Cosby, Bryce	CB
37	Gillespie, Tyree	S
30	Harmon, Duron	S
39	Hobbs, Nate	CB
41	Jones, Chris	CB
31	LeBlanc, Cre'von	CB
32	Leavitt, Dallin	S
25	Moehrig, Tre'von	S
27	Mullen Jr., Trayvon	CB
20	Phillips, Darius	CB
40	Pola-Mao, Isaiah	S
21	Robertson, Amik	CB
33	Teamer, Roderic	S
48	Webb, Sam	CB
26	Ya-Sin, Rock	CB
SPECIALISTS		
2	Carlson, Daniel	K
6	Cole, AJ	P
47	Sieg, Trent	LS
RESERVE/NON-FOOTBALL INJURY		
36	McCormick, Sincere	RB

No.	Player	Pos.	53	Young, Kenny	LB
1	Johnson, Tyron	WR	54	VanValkenburg, Zach	DE
2	Carlson, Daniel	K	55	Jones, Chandler	DE
3	Stidham, Jarrett	QB	56	Green, Gerri	DE
4	Carr, Derek	QB	57	Fackrell, Kyler	LB
5	Deablo, Divine	LB	58	Butler, Darien	LB
6	Cole, AJ	P	59	Masterson, Luke	LB
9	Mullens, Nick	QB	60	Wheatley, Tyrone	T
10	Hollins, Mack	WR	61	Meredith, Jordan	G
11	Robinson, Demarcus	WR	63	Lancaster, Tyler	DT
12	Hall, Justin	WR	64	Bars, Alex	G
13	Renfrow, Hunter	WR	65	Grasu, Hroniss	C
15	Garbers, Chase	QB	66	Parham, Dylan	G
16	Stoner, Dillon	WR	67	Cotton Sr., Lester	G
17	Adams, Davante	WR	68	James, Andre	C
18	Yeasy, Jordan	WR	69	Tagovailoa-Amosa, Myron	DE
19	Turner, DJ	WR	70	Leatherwood, Alex	G/T
20	Phillips, Darius	CB	71	Good, Denzelle	G/T
21	Robertson, Amik	CB	72	Eluemunor, Jermaine	G/T
22	Abdullah, Ameer	RB	73	Butler, Matthew	DT
23	Drake, Kenyan	RB	74	Miller, Kolton	T
24	Abram, Johnathan	S	75	Parker, Brandon	T
25	Moehrig, Tre'von	S	76	Simpson, John	G
26	Ya-Sin, Rock	CB	77	Munford, Thayer	T
27	Mullen Jr., Trayvon	CB	78	Barton, Jackson	T
28	Jacobs, Josh	RB	79	Olaseni, Bamidele	T
29	Averett, Anthony	CB	80	Horsted, Jesper	TE
30	Harmon, Duron	S	82	Bowers, Nick	TE
31	LeBlanc, Cre'von	CB	83	Waller, Darren	TE
32	Leavitt, Dallin	S	84	Cole, Keelan	WR
33	Teamer, Roderic	S	85	Fotheringham, Cole	TE
34	Bolden, Brandon	RB	87	Moreau, Foster	TE
35	White, Zamir	RB	88	Hollister, Jacob	TE
37	Gillespie, Tyree	S	90	Hankins, Johnathan	DT
38	Brown, Brittain	RB	91	Nichols, Bilal	DT
39	Hobbs, Nate	CB	92	Peko, Kyle	DT
40	Pola-Mao, Isaiah	S	93	Farrell Jr., Neil	DT
41	Jones, Chris	CB	94	Butler, Vernon	DT
42	Cole, Qwynnterrio	S	95	Vickers, Kendal	DT
43	Kiser, Micah	LB	96	Bower, Tashawn	DE
44	Cosby, Bryce	CB	97	Billings, Andrew	DT
45	Johnson, Jakob	FB	98	Crosby, Maxx	DE
47	Sieg, Trent	LS	99	Ferrell, Clelin	DE
48	Webb, Sam	CB			
50	Brown, Jayon	LB			
51	Koonce, Malcolm	DE			
52	Perryman, Denzel	LB			
			Reserve/Non-Football Injury		
			36	McCormick, Sincere	RB



AJ COLE

DENZEL
PERRYMAN

MAXX
CROSBY

HUNTER
RENFROW

2021 YEAR IN REVIEW



REGULAR SEASON
(10-7)


DATE	OPPONENT	RESULT	ATTENDANCE
Mon., Sept. 13	BALTIMORE RAVENS	W, 33-27 (OT)	61,756
Sun., Sept. 19	at Pittsburgh Steelers	W, 26-17	63,707
Sun., Sept. 26	MIAMI DOLPHINS	W, 31-28 (OT)	59,311
Mon., Oct. 4	at Los Angeles Chargers	L, 14-28	70,240
Sun., Oct. 10	CHICAGO BEARS	L, 9-20	59,122
Sun., Oct. 17	at Denver Broncos	W, 34-24	76,854
Sun., Oct. 24	PHILADELPHIA EAGLES	W, 33-22	62,000
Sun., Oct. 31	BYE WEEK		
Sun., Nov. 7	at New York Giants	L, 16-23	74,512
Sun., Nov. 14	KANSAS CITY CHIEFS	L, 14-41	62,125
Sun., Nov. 21	CINCINNATI BENGALS	L, 13-32	61,712
Thu., Nov. 25	at Dallas Cowboys	W, 36-33 (OT)	93,483
Sun., Dec. 5	WASHINGTON FOOTBALL TEAM	L, 15-17	61,607
Sun., Dec. 12	at Kansas City Chiefs	L, 9-48	73,278
Mon., Dec. 20	at Cleveland Browns	W, 16-14	67,431
Sun., Dec. 26	DENVER BRONCOS	W, 17-13	60,972
Sun., Jan. 2	at Indianapolis Colts	W, 23-20	65,985
Sun., Jan. 9	LOS ANGELES CHARGERS	W, 35-32 (OT)	62,068

POSTSEASON
(0-1)

DATE	OPPONENT	RESULT	ATTENDANCE
Sat., Jan. 15	at Cincinnati Bengals	L, 19-26	66,277

ATTENDANCE SUMMARY

Total regular season attendance: 1,136,163
 Regular season home: 550,673
 Regular season away: 585,490



	Raiders	Opponent
Total First Downs	349	349
Rushing	95	109
Passing	217	202
Penalty	37	38
3rd Down: Made/Att	77/206	91/230
3rd Down Pct.	37.4%	39.6%
4th Down: Made/Att	12/19	21/29
4th Down Pct.	63.2%	72.4%
Possession Avg.	30:04	29:56
Total Net Yards	6184	5732
Avg. Per Game	363.8	337.2
Total Plays	1082	1103
Avg. Per Play	5.7	5.2
Net Yards Rushing	1617	1943
Avg. Per Game	95.1	114.3
Total Rushes	414	462
Net Yards Passing	4567	3789
Avg. Per Game	268.6	222.9
Sacked/Yards Lost	40/241	35/207
Gross Yards	4808	3996
Attempts/Completions	628/429	606/400
Completion Pct.	68.3%	66.0%
Had Intercepted	14	6
Punts/Average	64/50.0	68/46.7
Net Punting Avg.	42.5	41.8
Penalties/Yards	124/1104	99/1021
Fumbles/Ball Lost	29/10	21/9
Touchdowns	37	51
Rushing	14	18
Passing	23	29
Returns	0	4

SCORE BY PERIODS	Q1	Q2	Q3	Q4	OT	Pts
Team	66	98	94	95	21	374
Opponents	86	127	49	171	6	439

SCORING	TD	Ru	Pa	Rt	PAT	FG	2Pt	Pts
D. Carlson	0	0	0	0	30/33	40/43	0	150
H. Renfrow	9	9	0	0	0/0	0/0	0	54
J. Jacobs	9	9	0	0	0/0	0/0	0	54
B. Edwards	3	0	3	0	0/0	0/0	0	18
F. Moreau	3	0	3	0	0/0	0/0	0	18
K. Drake	3	2	1	0	0/0	0/0	0	18
D. Waller	2	0	2	0	0/0	0/0	0	12
P. Barber	2	2	0	0	0/0	0/0	0	12
H. Ruggs	2	0	2	0	0/0	0/0	0	12
A. Ingold	1	0	1	0	0/0	0/0	0	6
M. Mariota	1	1	0	0	0/0	0/0	0	6
D. Jackson	1	0	1	0	0/0	0/0	0	6
Z. Jones	1	0	1	0	0/0	0/0	0	6
C. Hayward	0	0	0	0	0/0	0/0	0	2
Team	37	14	23	4	30/33	40/43	0	374
Opponents	51	18	29	4	44/46	27/33	4	439

2-PT. CONVERSIONS: Team 0/3, Opponents: 4/5

SACKS: Y.Ngakoue 10.0, M.Crosby 8.0, Q.Jefferson 4.5, S.Thomas 3.5, M.Koonce 2.0, D.Philon 2.0, C.Nassib 1.5, C.Ferrell 1.5, N.Hobbs 1.0, D.Square 0.5, C.Littleton 0.5 Team: 35.0, Opponents: 40.0

FIELD GOALS	1-19	20-29	30-39	40-49	50+
D. Carlson	0/0	10/11	12/12	12/13	6/7
Team	0/0	10/11	12/12	12/13	6/7
Opponents	0/0	1/1	6/6	13/16	7/10

PASSING	Att	Cmp	Yds	Cmp%	Yds/Att	TD	TD%	Int	Int%	Long	Sack	Lost	Rating
D. Carr	626	428	4804	68.4%	7.7	23	3.7%	14	2.2%	61t	40/	241	94.0
M. Mariota	2	1	4	50.0%	2.0	0	0.0%	0	0.0%	4	0/	0	56.3
Team	628	429	4808	68.3%	7.7	23	3.7%	14	2.2%	61t	40/	241	93.8
Opponents	606	400	3996	66.0%	6.6	29	4.8%	6	1.0%	52	35/	207	96.4

RUSHING	No.	Yds	Avg	Long	TD
J. Jacobs	217	872	4.0	28	9
K. Drake	63	254	4.0	21	2
P. Barber	55	212	3.9	27	2
D. Carr	40	108	2.7	22	0
M. Mariota	13	87	6.7	31	1
J. Richard	9	40	4.4	23	0
H. Ruggs	3	16	5.3	7	0
T. Ragas	1	9	9.0	9	0
D. Leavitt	2	6	3.0	4	0
D. Jackson	1	4	4.0	4	0
H. Renfrow	3	3	1.0	5	0
Z. Jones	2	3	1.5	4	0
N. PETERMAN	2	2	1.0	1	0
A. Ingold	2	1	0.5	1	0
B. Edwards	1	0	0.0	0	0
Team	414	1617	3.9	31	14
Opponents	462	1943	4.2	51t	18

RECEIVING	No.	Yds	Avg	Long	TD
H. Renfrow	103	1038	10.1	54	9
D. Waller	55	665	12.1	33	2
J. Jacobs	54	348	6.4	29	0
Z. Jones	47	546	11.6	43	1
B. Edwards	34	571	16.8	51	3
F. Moreau	30	373	12.4	44	3
K. Drake	30	291	9.7	31t	1
H. Ruggs	24	469	19.5	61t	2
D. Jackson	12	233	19.4	56t	1
J. Richard	12	72	6.0	19	0
A. Ingold	10	85	8.5	29	1
P. Barber	10	67	6.7	23	0
W. Snead	3	32	10.7	15	0
D. Carrier	2	13	6.5	9	0
T. Ragas	2	6	3.0	4	0
D. Helm	1	-1	-1.0	0	0
Team	429	4808	11.2	61t	23
Opponents	400	3996	10.0	52	29

INTERCEPTIONS	No.	Yds	Avg	Long	TD
T. Moehrig	1	35	35.0	35	0
T. Mullen	1	18	18.0	18	0
N. Hobbs	1	9	9.0	9	0
J. Abram	1	6	6.0	6	0
C. Hayward	1	0	0.0	0	0
B. Facyson	1	0	0.0	0	0
Team	6	68	11.3	35	0
Opponents	14	193	13.8	85t	2

PUNTING	No.	Yds	Avg	Net	TB	In	Lg	B
A. Cole	64	3202	50.0	42.5	7	28	71	0
Team	64	3202	50.0	42.5	7	28	71	0
Opponents	68	3173	46.7	41.8	1	31	60	0

PUNT RETURNS	Ret	FC	Yds	Avg	Long	TD
H. Renfrow	31	20	303	9.8	41	0
N. Kwiatkoski	1	0	6	6.0	6	0
Team	32	20	309	9.7	41	0
Opponents	28	17	341	12.2	37	0

KICKOFF RETURNS	No.	Yds	Avg	Long	TD
J. Richard	11	227	20.6	32	0
K. Drake	10	192	19.2	31	0
T. Johnson	8	156	19.5	34	0
H. Ruggs	4	70	17.5	22	0
P. Barber	2	49	24.5	25	0
Team	35	694	19.8	34	0
Opponents	33	742	22.5	100t	1

Fumbles Lost: D. Carr 5, J. Jacobs 2, D. Jackson 1, Z. Jones 1, H. Renfrow 1 Total: 10
Opponent Fumble Recoveries: D. Perryman 2, D. Philon 2, C. Littleton 1, D. Leavitt 1, F. Moreau 1, J. Abram 1, D. Deablo 1 Total: 9

Player	TACKLES				INTERCEPTIONS					FUMBLES			SPECIAL TEAMS						
	Total	Solo	Asst	Sk	Yds	No	Yds	Lg	TD	PD	FF	FR	Yds	TT	UT	AT	FF	FR	Bik
Denzel Perryman	154	102	52	0	0	0	0	-	0	3	1	2	2	0	0	0	0	0	0
Johnathan Abram	114	63	51	0	0	1	6	6	0	4	0	1	0	2	1	1	0	0	0
Cory Littleton	95	50	45	0.5	0.5	0	0	-	0	4	0	1	0	3	1	2	0	0	0
Nate Hobbs	71	50	21	1	6	1	9	9	0	3	1	0	0	3	1	2	0	0	0
Maxx Crosby	56	36	20	8	52.5	0	0	-	0	7	0	0	0	0	0	0	0	0	0
Brandon Facyson	53	40	13	0	0	1	0	0	0	13	0	0	0	2	2	0	0	0	0
Tre'von Moehrig	52	33	19	0	0	1	35	35	0	6	0	0	0	3	3	0	0	0	0
K.J. Wright	51	25	26	0	0	0	0	-	0	0	0	0	0	0	0	0	0	0	0
Quinton Jefferson	47	17	30	4.5	31.5	0	0	-	0	1	2	0	0	0	0	0	0	0	0
Casey Hayward Jr.	46	39	7	0	0	1	0	0	0	9	0	0	0	0	0	0	0	0	0
Divine Deablo	39	24	15	0	0	0	0	-	0	1	0	0	0	6	4	2	0	1	0
Johnathan Hankins	38	15	23	0	0	0	0	-	0	1	0	0	0	0	0	0	0	0	0
Solomon Thomas	34	17	17	3.5	19.5	0	0	-	0	2	2	0	0	0	0	0	0	0	0
Yannick Ngakoue	28	17	11	10	50	0	0	-	0	3	2	0	0	0	0	0	0	0	0
Darius Philon	27	19	8	2	10	0	0	-	0	2	0	2	0	0	0	0	0	0	0
Dallin Leavitt	23	12	11	0	0	0	0	-	0	2	0	1	0	12	5	7	0	1	0
Carl Nassib	21	16	5	1.5	12.5	0	0	-	0	0	1	0	0	0	0	0	0	0	0
Trayvon Mullen Jr.	19	16	3	0	0	1	18	18	0	4	0	0	0	1	1	0	0	0	0
Amik Robertson	18	14	4	0	0	0	0	-	0	0	0	0	0	1	0	1	0	0	0
Roderic Teamer	14	11	3	0	0	0	0	-	0	1	0	0	0	4	2	2	0	0	0
Nick Kwiatkoski	14	10	4	0	0	0	0	-	0	0	0	0	0	7	3	4	1	0	0
Desmond Trufant	14	12	2	0	0	0	0	-	0	5	0	0	0	0	0	0	0	0	0
Clelin Ferrell	12	6	6	1.5	8	0	0	-	0	1	0	0	0	0	0	0	0	0	0
Damion Square	9	3	6	0.5	1.5	0	0	-	0	0	0	0	0	0	0	0	0	0	0
Keisean Nixon	8	6	2	0	0	0	0	-	0	0	0	0	0	4	1	3	0	0	0
Marquel Lee	6	3	3	0	0	0	0	-	0	0	0	0	0	5	3	2	0	0	0
Damon Arnette	4	2	2	0	0	0	0	-	0	1	0	0	0	0	0	0	0	0	0
Malcolm Koonce	3	2	1	2.0	15.0	0	0	-	0	0	0	0	0	0	0	0	0	0	0
Tyree Gillespie	2	0	2	0	0	0	0	-	0	0	0	0	0	6	1	5	0	0	0
Peyton Barber	0	0	0	0.0	0.0	0	0	-	0	0	0	1	0	0	0	0	0	0	0
John Simpson	0	0	0	0.0	0.0	0	0	-	0	0	0	3	0	0	0	0	0	0	0
Hunter Renfrow	0	0	0	0.0	0.0	0	0	-	0	1	0	1	0	0	0	0	0	0	0
Dillon Stoner	0	0	0	0.0	0.0	0	0	-	0	0	0	0	0	1	1	0	0	0	0
Foster Moreau	0	0	0	0.0	0.0	0	0	-	0	0	0	0	0	3	2	1	1	1	0
Alec Ingold	0	0	0	0.0	0.0	0	0	-	0	0	0	1	0	4	2	2	0	0	0
Brandon Parker	0	0	0	0.0	0.0	0	0	-	0	0	0	1	0	0	0	0	0	0	0
Derek Carrier	0	0	0	0.0	0.0	0	0	-	0	0	0	0	0	3	3	0	0	0	0
Derek Carr	0	0	0	0.0	0.0	0	0	-	0	0	0	5	0	0	0	0	0	0	0
Zay Jones	0	0	0	0.0	0.0	0	0	-	0	0	0	0	0	2	1	1	0	0	0
Will Compton	0	0	0	0.0	0.0	0	0	-	0	0	0	0	0	1	0	1	0	0	0
Tyron Johnson	0	0	0	0.0	0.0	0	0	-	0	0	0	0	0	1	1	0	1	0	0
Sutton Smith	0	0	0	0.0	0.0	0	0	-	0	0	0	0	0	1	1	0	0	0	0
Carson Tinker	0	0	0	0.0	0.0	0	0	-	0	0	0	0	0	1	0	1	0	0	0
AJ Cole	0	0	0	0.0	0.0	0	0	-	0	0	0	0	0	1	1	0	0	0	0
Totals	1,072	660	412	35	207	6	68	35	0	74	9	19	0	80	43	37	4	3	0

Statistic	High	Date/Opp.
Points	36	11/25 at Dal.
Points in a quarter	17	9/13 vs. Bal.
Points in a half	23	9/13 vs. Bal.
Offensive plays	81	9/26 vs. Mia.
Yards per play	8.2	10/17 at Den.
First downs	28	9/26 vs. Mia.
Third down %	53.3	9/26 vs. Mia.
Total net yards	509	11/25 at Dal.
Net rushing yards	174	1/9 vs. LAC
Rushing attempts	40	12/26 vs. Den.
Rushing average	5.9	11/7 at NYG
Net passing yards	409	9/13 vs. Bal.
Completions	34	9/13 vs. Bal.
Passing attempts	56	9/13 vs. Bal.
Completion %	91.2	10/24 vs. Phi.
Time of possession	39:02	11/25 at Dal.
Gross punting	57.0	10/17 at Den.
Net punting	47.3	9/26 vs. Mia.

INDIVIDUAL

Statistic	High	Player	Date/Opp.
Points	18	Daniel Carlson	11/25 at Dal.
Field goals	5; two times	Last; Daniel Carlson	1/9 vs. LAC
Field goal attempts	5; two times	Last; Daniel Carlson	1/9 vs. LAC
Longest field goal	56	Daniel Carlson	11/25 at Dal.
Longest FG attempt	56	Daniel Carlson	11/25 at Dal.
Rushing attempts	27	Josh Jacobs	12/26 vs. Den.
Rushing yards	132	Josh Jacobs	1/9 vs. LAC
Rushing long	31	Marcus Mariota	9/13 vs. Bal.
Rushing touchdowns	2	Josh Jacobs	9/13 vs. Bal.
Completions	34	Derek Carr	9/13 vs. Bal.
Attempts	56	Derek Carr	9/13 vs. Bal.
Passing yards	435	Derek Carr	9/13 vs. Bal.
Passing touchdowns	2; eight times	Last; Derek Carr	1/9 vs. LAC
Passing long	61	Derek Carr	9/19 at Pit.
Yards per attempt	12.6	Derek Carr	10/17 at Den.
Receptions	13	Hunter Renfrow	12/12 at KC
Receiving yards	134	Hunter Renfrow	11/25 at Dal.
Receiving long	61	Henry Ruggs III	9/19 at Pit.
Receiving touchdowns	2	Hunter Renfrow	1/9 vs. LAC
Tackles	14	Denzel Perryman	9/26 vs. Mia.
Sacks	3	Maxx Crosby	10/17 at Den.
Interceptions	1; six times	Last; Casey Hayward Jr.	1/9 vs. LAC
Kickoff returns	5	Jalen Richard	11/7 at NYG
Kickoff return yards	107	Jalen Richard	11/7 at NYG
Punt returns	4	Hunter Renfrow	12/20 at Cle.
Punt return yards	64	Hunter Renfrow	1/2 at Ind.
Longest punt	71	AJ Cole	10/17 at Den.
Punts inside 20	4	AJ Cole	11/25 at Dal.

WEEK 1

BALTIMORE RAVENS 27
LAS VEGAS RAIDERS 33

Sept. 13, 2021 | Allegiant Stadium | 61,756

Team	1	2	3	4	OT	Final
Baltimore	7	7	3	10	0	27
Las Vegas	0	10	0	17	6	33

SCORING SUMMARY

Team	Qtr.	Time	Play Description	Yds.	Home
Ravens	1	01:47	T.Williams 35 yd. run (I.Tucker kick) (6-65, 2:59) (2-27, 0:53) (2-27, 0:53)	7	0
Ravens	2	08:52	M.Brown 10 yd. pass from L.Jackson (J.Tucker kick) (6-68, 2:38)	14	0
Raiders	2	04:14	J.Jacobs 2 yd. run (D.Carson kick) (9-75, 4:38)	14	7
Raiders	2	00:00	D.Carson 34 yd. Field Goal (9-48, 1:12)	14	10
Ravens	3	08:24	J.Tucker 40 yd. Field Goal (6-16, 2:24)	17	10
Raiders	4	09:18	J.Jacobs 15 yd. run (D.Carson kick) (5-41, 2:36)	17	17
Ravens	4	06:04	L.Murray 8 yd. run (I.Tucker kick) (6-75, 3:14)	24	17
Raiders	4	03:44	D.Waller 10 yd. pass from D.Carr (D.Carson kick) (9-75, 2:20)	24	24
Ravens	4	00:37	J.Tucker 47 yd. Field Goal (8-46, 3:07)	27	24
Raiders	4	00:02	D.Carson 55 yd. Field Goal (5-38, 0:35)	27	27
Raiders	OT	03:38	J.Jones 31 yd. pass from D.Carr	27	33

TEAM STATS

	Ravens	Raiders
First Downs	20	26
Time of Possession	32:14	34:08
Net Yards Rushing	189	82
Net Yards Passing	217	409
Total Net Yards	406	491
Penalties/Yards	5-71	10-62
Fumbles/Lost	4-2	1-0

INDIVIDUAL STATS

PASSING
 Bal.: L. Jackson 30-19-235 (1 TD, 0 INT)
 LV: D. Carr 56-34-435 (2 TD, 1 INT)

RUSHING
 Bal.: L. Jackson 12-86, T. Williams 9-65 (TD), L. Murray 10-28 (TD), T. Cannon 2-5, M. Brown 1-5
 LV: J. Jacobs 10-34 (2 TD), M. Mariota 1-31, K. Drake 6-11, D. Carr 4-6

RECEIVING
 Bal.: M. Brown 6-69 (TD), S. Watkins 4-96, T. Williams 3-29, M. Andrews 3-20, P. Ricard 2-15, D. Duvernay 1-6
 LV: D. Waller 10-105 (TD), H. Renfrow 6-70, K. Drake 5-59, B. Edwards 4-81, A. Ingold 4-22, H. Ruggs III 2-46, Z. Jones 2-46 (TD), J. Jacobs 1-6

INTERCEPTIONS
 Bal.: A. Averett 1-0
 LV: None

SACKS
 Bal.: P. Queen 1.0-13.0, O. Oweh 1.0-2.0, P. McPhee 1.0-11.0
 LV: M. Crosby 2.0-12.0, C. Nassib 1.0-6.0

PUNTING
 Bal.: S. Koch 4-179 (44.8)
 LV: A. Cole 6-316 (52.7)

PUNT RETURNS
 Bal.: D. Duvernay 4-67 (16.8)
 LV: H. Renfrow 2-10 (5.0)

KICKOFF RETURNS
 Bal.: None
 LV: H. Ruggs III 2-33 (16.5)

WEEK 2

LAS VEGAS RAIDERS 26
PITTSBURGH STEELERS 17

Sept. 19, 2021 | Heinz Field | 63,707

Team	1	2	3	4	Final
Las Vegas	3	6	7	10	26
Pittsburgh	0	7	0	10	17

SCORING SUMMARY

Team	Qtr.	Time	Play Description	Yds.	Home
Raiders	1	03:10	D.Carson 46 yd. Field Goal (5-12, 2:34)	3	0
Raiders	2	09:34	D.Carson 33 yd. Field Goal (8-47, 3:58)	6	0
Steelers	2	06:25	J.Smith-Schuster 3 yd. run (C.Boswell kick) (7-75, 3:09)	6	7
Raiders	2	00:02	D.Carson 41 yd. Field Goal (13-53, 6:23)	9	7
Raiders	3	05:02	F.Moreau 9 yd. pass from D.Carr (D.Carson kick) (7-82, 4:09)	16	7
Steelers	4	11:15	N.Harris 25 yd. pass from B.Roethlisberger (C.Boswell kick) (5-80, 1:41)	16	14
Raiders	4	09:35	H.Ruggs 61 yd. pass from D.Carr (D.Carson kick) (5-75, 1:40)	23	14
Steelers	4	03:42	C.Boswell 56 yd. Field Goal (8-30, 2:09)	23	17
Raiders	4	00:20	D.Carson 45 yd. Field Goal (7-46, 3:22)	26	17

TEAM STATS

	Raiders	Steelers
First Downs	22	17
Time of Possession	34:22	25:38
Net Yards Rushing	52	39
Net Yards Passing	373	292
Total Net Yards	425	331
Penalties/Yards	5-40	5-43
Fumbles/Lost	2-0	1-0

INDIVIDUAL STATS

PASSING
 LV: D. Carr 37-28-382 (2 TD, 0 INT)
 PIT: B. Roethlisberger 40-27-295 (1 TD, 1 INT)

RUSHING
 LV: P. Barber 13-32, K. Drake 7-9, D. Carr 4-9, H. Ruggs III 1-2
 PIT: N. Harris 10-38, J. Smith-Schuster 1-3 (TD), B. Snell Jr. 2-1, C. Claypool 1(-3)

RECEIVING
 LV: H. Ruggs III 5-113 (TD), D. Waller 5-65, H. Renfrow 5-57, K. Drake 5-46, B. Edwards 3-40, F. Moreau 2-34 (TD), D. Carrier 2-13, W. Snead IV 1-14
 PIT: D. Johnson 9-105, J. Smith-Schuster 6-41, N. Harris 5-43 (TD), P. Freiermuth 4-36, C. Claypool 3-70

INTERCEPTIONS
 LV: T.Mullen 1-15
 PIT: None

SACKS
 LV: S. Thomas 2.0-3.0
 PIT: M. Ingram III 1.0-8.0, T.J. Watt 1.0-1.0

PUNTING
 LV: AJ Cole 4-190 (47.5)
 PIT: Pressley Harvin III 4-197 (49.3)

PUNT RETURNS
 LV: H. Renfrow 2-26 (13.0)
 PIT: R. McCloud 2-21 (10.5)

KICKOFF RETURNS
 LV: H. Ruggs III 1-22 (22.0)
 PIT: R. McCloud 4-92 (23.0)

WEEK 3

MIAMI DOLPHINS 28
LAS VEGAS RAIDERS 31

Sept. 26, 2021 | Allegiant Stadium | 59,311

Team	1	2	3	4	OT	Final
Miami	14	0	0	11	3	28
Las Vegas	2	10	7	6	6	31

SCORING SUMMARY

Team	Qtr.	Time	Play Description	Yds.	Home
Dolphins	1	06:34	E.Roberts 85 yd. interception return (J.Sanders kick)	7	0
Dolphins	1	03:07	M.Brown 24 yd. run (J.Sanders kick) (4-34, 1:42)	14	0
Raiders	1	00:32	J.Waddle tackled in end zone by C.Chayward for a Safety	14	2
Raiders	2	11:36	D.Carson 50 yd. Field Goal (9-31, 3:56)	14	5
Raiders	2	01:56	A.Ingold 1 yd. pass from D.Carr (D.Carson kick) (10-95, 4:24)	14	12
Raiders	3	07:17	H.Renfrow 12 yd. pass from D.Carr (D.Carson kick) (9-72, 5:16)	14	19
Raiders	4	13:47	P.Barber 1 yd. run (kick failed, wr) (11-84, 6:05)	14	25
Dolphins	4	08:30	J.Sanders 46 yd. Field Goal (11-47, 5:17)	17	25
Dolphins	4	00:02	J.Brissett 1 yd. run (J.Brissett-W.Fuller pass) (13-82, 3:20)	25	25
Raiders	OT	06:27	D.Carson 38 yd. Field Goal (8-55, 3:33)	25	28
Dolphins	OT	02:49	J.Sanders 50 yd. Field Goal (11-43, 3:38)	28	28
Raiders	OT	00:00	D.Carson 22 yd. Field Goal (8-72, 2:49)	28	31

TEAM STATS

	Dolphins	Raiders
First Downs	22	28
Time of Possession	31:13	38:47
Net Yards Rushing	133	140
Net Yards Passing	197	357
Total Net Yards	330	497
Penalties/Yards	8-68	8-104
Fumbles/Lost	2-0	2-0

INDIVIDUAL STATS

PASSING
 Mia.: J. Brissett 49-32-215 (0 TD, 0 INT)
 LV: D. Carr 43-26-386 (2 TD, 1 INT)

RUSHING
 Mia.: M. Gaskin 13-65, J. Brissett 7-37 (TD), M. Brown 7-31 (TD),
 LV: P. Barber 23-111 (TD), K. Drake 8-24, H. Ruggs III 1-7, A. Ingold 1-0, D. Carr 2-2

RECEIVING
 Mia.: J. Waddle 12-58, M. Gesicki 10-86, D. Parker 4-42, W. Fuller V 3-20, M. Gaskin 3 9
 LV: H. Renfrow 5-77 (TD), D. Waller 5-54, H. Ruggs III 4-78 , B. Edwards 3-89 , K. Drake 3-33, P. Barber 3-31, Z. Jones 1-15, F. Moreau 1-8 , A. Ingold 1-1 (TD)

INTERCEPTIONS
 Mia.: E.Roberts 1-85
 LV: None

SACKS
 Mia.: C. Wilkins 1.0-7.0, B. Jones 2.0-22.0
 LV: C. Nassib 0.5-6.5, Q. Jefferson (1.0-5.0, S. Thomas 0.5-6.5

PUNTING
 Mia.: M. Palardy 4-155 (38.8)
 LV: A. Cole 4-216 (54.0)

PUNT RETURNS
 Mia.: J. Grant Sr. 3-27 (9.0)
 LV: H. Renfrow 2-9 (4.5)

KICKOFF RETURNS
 Mia.: J. Grant Sr. 1-15 (15.0)
 LV: H. Ruggs III 1-15 (15.0)

WEEK 4

LAS VEGAS RAIDERS 14
LOS ANGELES CHARGERS 28

Oct. 4, 2021 | SoFi Stadium | 70,240

Team	1	2	3	4	Final
Las Vegas	0	0	14	0	14
Los Angeles	7	14	0	7	28

SCORING SUMMARY

Team	Qtr.	Time	Play Description	Yds.	Home
Chargers	1	08:01	D.Parham 4 yd. pass from J.Herbert (T.Vizcaino kick) (12-75, 6:59)	0	7
Chargers	2	04:16	J.Cook 10 yd. pass from J.Herbert (T.Vizcaino kick) (6-80, 3:35)	0	0
Chargers	2	00:29	A.Ekeler 14 yd. pass from J.Herbert (T.Vizcaino kick) (9-68, 2:15)	0	21
Raiders	3	09:01	H.Renfrow 10 yd. pass from D.Carr (D.Carson kick) (11-78, 5:59)	7	21
Raiders	3	01:44	D.Waller 3 yd. pass from D.Carr (D.Carson kick) (6-81, 2:55)	14	21
Chargers	4	05:20	A.Ekeler 11 yd. run (T.Vizcaino kick) (10-58, 5:18)	14	28

TEAM STATS

	Raiders	Chargers
First Downs	13	25
Time of Possession	25:17	34:43
Net Yards Rushing	48	168
Net Yards Passing	165	212
Total Net Yards	213	380
Penalties/Yards	7-58	7-105
Fumbles/Lost	2-0	0-0

INDIVIDUAL STATS

PASSING
 LV: D. Carr 34-21-196 (2 TD, 1 INT)
 LAC: J. Herbert 38-25-222 (3 TD, 0 INT), T. Long 1-0-0 (0 TD, 0 INT)

RUSHING
 LV: J. Jacobs 13-40, D. Carr 3-6, K. Drake 1-2 , P. Barber 1-0,
 LAC: A. Ekeler 15-117 (TD), L. Rountree III 11-31, J. Guyton 2-20, J. Herbert 3-4, J. Jackson 3(-4)

RECEIVING
 LV: H. Renfrow 6-45 (TD), J. Jacobs 5-17, D. Waller 4-50 (TD), H. Ruggs III 3-60, W. Snead IV 1-15, Z. Jones 1-5, B. Edwards 1-4
 LAC: K. Allen 7-36, J. Cook 6-70 (TD), J. Jackson 4-17, A. Ekeler 3-28 (TD), D. Parham Jr. 2-17 (TD), S. Anderson 1-34, M. Williams 1-11, J. Guyton 1-9

INTERCEPTIONS
 LV: None
 LAC: D.James 1-15

SACKS
 LV: D. Philon 2.0-10.0
 LAC: C. Covington 1.0-6.0, J. Tillery 1.0-10.0, K. Fackrell 1.0-3.0, J. Bosa 1.0-12.0

PUNTING
 LV: A. Cole 5-256 (51.2)
 LAC: T. Vizcaino 1-32 (32.0)

PUNT RETURNS
 LV: H. Renfrow 3-22 (7.3), N. Kwiatkoski 1-6 (6.0)
 LAC: K. Hill Jr. 2-20 (10.0)

KICKOFF RETURNS
 LV: K. Drake 3-68 (22.7), P. Barber 1-25 (25.0)
 LAC: L. Rountree III 2-35 (17.5)



WEEK 5

**CHICAGO BEARS 20
LAS VEGAS RAIDERS 9**

Oct. 10, 2021 | Allegiant Stadium | 59,122

Team	1	2	3	4	Final
Chicago	0	14	0	6	20
Las Vegas	3	0	0	6	9

SCORING SUMMARY

Team	Qtr.	Time	Play Description	Vis.	Home
Raiders	1	04:00	D.Carolson 31 yd. Field Goal (13-69, 6:08)	0	3
Bears	2	13:11	J.Horsted 2 yd. pass from J.Fields (C.Santos kick) (10-72, 5:49)	7	3
Bears	2	01:56	D.Williams 4 yd. run (C.Santos kick) (16-86, 8:17)	14	3
Raiders	4	09:01	J.Jacobs 1 yd. run (pass failed) (16-74, 8:19)	14	9
Bears	4	02:45	C.Santos 46 yd. Field Goal (10-57, 6:16)	17	9
Bears	4	00:56	C.Santos 46 yd. Field Goal (4-2, 0:59)	20	9

TEAM STATS

	Bears	Raiders
First Downs	19	16
Time of Possession	32:02	27:58
Net Yards Rushing	143	71
Net Yards Passing	109	188
Total Net Yards	252	259
Penalties/Yards	8-70	10-82
Fumbles/Lost	1-0	0-0

INDIVIDUAL STATS

PASSING
Chi.: J. Fields 20-12-111 (1 TD, 0 INT), A. Dalton 1-1-8 (0 TD, 0 INT)
LV: D. Carr 35-22-206 (0 TD, 1 INT)

RUSHING
Chi.: K. Herbert 18-75, D. Williams 16-64 (TD), J. Fields 3-4
LV: J. Jacobs 15-48 (TD), K. Drake 2-11, D. Carr 3-10, N. Peterman 2-2

RECEIVING
Chi.: A. Robinson II 4-32, D. Mooney 3-35, C. Kmet 2-22, D. Williams 2-20, M. Goodwin 1-8, J. Horsted 1-2 (TD)
LV: H. Renfrow 6-56, D. Waller 4-45, J. Jacobs 4-19, H. Ruggs III 3-51, B. Edwards 2-22, Z. Jones 1-6, J. Richard 1-4, W. Snead IV 1-3

INTERCEPTIONS
Chi.: D. Houston-Carson 1-0
LV: None

SACKS
Chi.: K. Mack 1.0-8.0, T. Gipson Sr. 1.0-2.0, T. Gipson 1.0-8.0
LV: Y. Ngakoue 2.0-10.0

PUNTING
Chi.: P. O'Donnell 5-234 (46.8)
LV: A. Cole 4-224 (56.0)

PUNT RETURNS
Chi.: J. Grant Sr. 2-38 (19.0)
LV: H. Renfrow 1-9 (9.0)

KICKOFF RETURNS
Chi.: J. Grant Sr. 3-69 (23.0)
LV: K. Drake 2-35 (17.5)



WEEK 6

**LAS VEGAS RAIDERS 34
DENVER BRONCOS 24**

Oct. 17, 2021 | Empower Field at Mile High | 76,854

Team	1	2	3	4	Final
Las Vegas	10	7	14	3	34
Denver	7	0	3	14	24

SCORING SUMMARY

Team	Qtr.	Time	Play Description	Vis.	Home
Raiders	1	11:54	H.Ruggs 48 yd. pass from D.Carr (D.Carolson kick) (6-75, 3:06)	7	0
Broncos	1	06:49	T.Patrick 23 yd. pass from T.Bridgewater (B.McManus kick) (8-84, 5:05)	7	7
Raiders	1	02:40	D.Carolson 50 yd. Field Goal (8-43, 4:09)	10	7
Raiders	2	00:30	K.Drake 31 yd. pass from D.Carr (D.Carolson kick) (5-82, 0:31)	17	7
Raiders	3	11:27	K.Drake 18 yd. run (D.Carolson kick) (4-56, 1:53)	24	7
Broncos	3	06:38	B.McManus 32 yd. Field Goal (9-64, 4:49)	24	10
Raiders	3	00:07	J.Jacobs 3 yd. run (D.Carolson kick) (5-42, 2:12)	31	10
Broncos	4	11:16	C.Sutton 12 yd. pass from T.Bridgewater (B.McManus kick) (12-75, 3:51)	31	17
Raiders	4	07:57	D.Carolson 30 yd. Field Goal (7-54, 3:19)	34	17
Broncos	4	01:12	N.Fant 4 yd. pass from T.Bridgewater (B.McManus kick) (8-86, 2:51)	34	24

TEAM STATS

	Raiders	Broncos
First Downs	16	25
Time of Possession	25:27	34:33
Net Yards Rushing	86	112
Net Yards Passing	340	309
Total Net Yards	426	421
Penalties/Yards	6-54	6-53
Fumbles/Lost	1-0	1-1

INDIVIDUAL STATS

PASSING
LV: D. Carr 27-18-341 (2 TD, 0 INT)
Den.: T. Bridgewater 49-35-334 (3 TD, 3 INT)

RUSHING
LV: J. Jacobs 16-53 (TD), K. Drake 4-34 (TD), J. Richard 1-0, D. Carr 2-(-1)
Den.: J. Williams 11-53, M. Gordon III 10-50, T. Bridgewater 2-9

RECEIVING
LV: D. Waller 5-59, H. Ruggs III 3-97 (TD), H. Renfrow 3-36, B. Edwards 2-67, K. Drake 2-39 (TD), J. Jacobs 1-29, F. Moreau 1-11, J. Richard 1-3
Den.: Noah Fant 9-97 (TD), Courtland Sutton 8-94 (TD), Kendall Hinton 5-37, Tim Patrick 3-42 (TD), Eric Saubert 3-23, Melvin Gordon III 3-23, Javonte Williams 3-15, Mike Boone 1-3

INTERCEPTIONS
LV: T.Moehrig 1-35, J.Abram 1-6, B.Facyson 1-0
Den.: None

SACKS
LV: Cory Littleton 0.5-0.5, Maxx Crosby 3.0-15.5, Quinton Jefferson 1.0-7.5, Damion Square 0.5-1.5
Den.: Kareem Jackson 1.0-0.0, Bryce Callahan 1.0-1.0

PUNTING
LV: AJ Cole 4-228 (57.0)
Den.: Sam Martin 4-164 (41.0)

PUNT RETURNS
LV: Hunter Renfrow 1-5 (5.0)
Den.: None

KICKOFF RETURNS
LV: None
Den.: Dontae Spencer 4-66 (16.5)



WEEK 7

**PHILADELPHIA EAGLES 22
LAS VEGAS RAIDERS 33**

Oct. 24, 2021 | Allegiant Stadium | 62,000

Team	1	2	3	4	Final
Philadelphia	7	0	0	15	22
Las Vegas	0	17	13	3	33

SCORING SUMMARY

Team	Qtr.	Time	Play Description	Vis.	Home
Eagles	1	11:01	K.Gainwell 13 yd. pass from J.Hurts (J.Elliott kick) (8-67, 3:59)	7	0
Raiders	2	11:14	F.Moreau 18 yd. pass from D.Carr (D.Carolson kick) (9-72, 4:40)	7	7
Raiders	2	01:38	J.Jacobs 8 yd. run (D.Carolson kick) (10-96, 4:26)	7	14
Raiders	2	00:02	D.Carolson 28 yd. Field Goal (7-19, 1:32)	7	17
Raiders	3	11:48	K.Drake 4 yd. run (D.Carolson kick) (6-41, 3:12)	7	24
Raiders	3	06:15	B.Edwards 1 yd. pass from D.Carr (kick failed, hlu) (7-50, 2:46)	7	30
Eagles	4	11:38	B.Scott 1 yd. run (J.Elliott kick) (8-59, 3:30)	14	30
Raiders	4	07:17	D.Carolson 39 yd. Field Goal (8-54, 4:21)	14	33
Eagles	4	03:50	J.Reagor 17 yd. pass from J.Hurts (J.Hurts-D.Goedert pass) (12-75, 3:27)	22	33

TEAM STATS

	Eagles	Raiders
First Downs	22	23
Time of Possession	27:29	32:31
Net Yards Rushing	135	119
Net Yards Passing	223	323
Total Net Yards	358	442
Penalties/Yards	4-37	7-65
Fumbles/Lost	3-2	0-0

INDIVIDUAL STATS

PASSING
Phi.: J. Hurts 34-18-236 (2 TD, 0 INT)
LV: D. Carr 34-31-323 (2 TD, 1 INT)

RUSHING
Phi.: J. Hurts 13-61, M. Sanders 6-30, B. Scott 7-24 (TD), K. Gainwell 5-20, J. Reagor 1-0
LV: K. Drake 14-69 (TD), J. Jacobs 6-29 (TD), J. Richard 4-8, H. Ruggs III 1-7, M. Mariota 1-4, D. Carr 2-1, A. Ingold 1

RECEIVING
Phi.: D. Smith 5-61, K. Gainwell 4-41 (TD), D. Goedert 3-70, Q. Watkins 2-37, J. Reagor 2-25 (TD), B. Scott 1-5, M. Sanders 1-(-3)
LV: H. Renfrow 7-58, F. Moreau 6-60 (TD), H. Ruggs III 4-24, B. Edwards 3-43 (TD), J. Jacobs 3-39, J. Richard 3-17, K. Drake 3-10, Z. Jones 1-43, A. Ingold 1-29

INTERCEPTIONS
Phi.: A.Maddox 1- (-1)
LV: None

SACKS
Phi.: None
LV: Y. Ngakoue 2.0-13.0

PUNTING
Phi.: A. Siposs 3-143 (47.7)
LV: A. Cole 2-94 (47.0)

PUNT RETURNS
Phi.: J. Reagor 1-6 (6.0)
LV: H. Renfrow 1-15 (15.0)

KICKOFF RETURNS
Phi.: J. Reagor 2-49 (24.5)
LV: None



WEEK 9

**LAS VEGAS RAIDERS 16
NEW YORK GIANTS 23**

Nov. 7, 2021 | MetLife Stadium | 74,512

Team	1	2	3	4	Final
Las Vegas	7	6	3	0	16
New York	7	3	7	6	23

SCORING SUMMARY

Team	Qtr.	Time	Play Description	Vis.	Home
Giants	1	10:46	E.Engram 30 yd. pass from D.Jones (G.Gano kick) (7-75, 4:14)	0	7
Raiders	1	05:44	H.Renfrow 2 yd. pass from D.Carr (D.Carolson kick) (10-73, 5:02)	7	7
Raiders	2	14:48	D.Carolson 25 yd. Field Goal (6-24, 1:35)	10	7
Giants	2	03:24	G.Gano 35 yd. Field Goal (9-43, 5:14)	10	10
Raiders	2	00:06	D.Carolson 32 yd. Field Goal (10-56, 3:18)	13	10
Giants	3	13:28	X.McKinney 41 yd. interception return (G.Gano kick)	13	17
Raiders	3	05:20	D.Carolson 25 yd. Field Goal (15-85, 8:08)	16	17
Giants	4	14:07	G.Gano 32 yd. Field Goal (13-62, 6:13)	16	20
Giants	4	03:21	G.Gano 38 yd. Field Goal (6-30, 1:51)	16	23

TEAM STATS

	Raiders	Giants
First Downs	24	16
Time of Possession	29:49	30:11
Net Yards Rushing	117	149
Net Yards Passing	286	98
Total Net Yards	403	247
Penalties/Yards	6-65	4-35
Fumbles/Lost	2-1	1-1

INDIVIDUAL STATS

PASSING
LV: D. Carr 46-30-296 (1 TD, 2 INT)
NYG: D. Jones 20-15-110 (1 TD, 0 INT), K. Tonye 0-0-0 (0 TD, 0 INT)

RUSHING
LV: J. Jacobs 13-76, K. Drake 4-30, M. Mariota 1-6, D. Carr 2-5,
NYG: D. Booker 21-99, E. Penny 5-35, D. Jones 4-17, K. Tonye 1-(-2)

RECEIVING
LV: D. Waller 7-92, H. Renfrow 7-49 (TD), K. Drake 6-70, J. Jacobs 4-19, A. Ingold 3-28, J. Richard 2-18, Z. Jones 1-20
NYG: K. Rudolph 4-20, E. Engram 3-38 (TD), D. Booker 3-23, K. Golladay 2-28, E. Penny 2-(-8), K. Tonye 1-9

INTERCEPTIONS
LV: None
NYG: X.McKinney 2-41

SACKS
LV: N. Hobbs 1.0-6.0, Y. Ngakoue 2.0-6.0
NYG: Q. Roche 1.0-10.0

PUNTING
LV: A. Cole 2-100 (50.0)
NYG: R. Dixon 3-146 (48.7)

PUNT RETURNS
LV: H. Renfrow 1-5 (5.0)
NYG: P. Cooper 2-26 (13.0)

KICKOFF RETURNS
LV: J. Richard 5-107 (21.4)
NYG: P. Cooper 3-45 (5.0)



WEEK 10

KANSAS CITY CHIEFS 41 LAS VEGAS RAIDERS 14

Nov. 14, 2021 | Allegiant Stadium | 62,125

Table with columns: Team, 1, 2, 3, 4, Final. Rows: Kansas City, Las Vegas.

SCORING SUMMARY

Table with columns: Team, Qtr, Time, Play Description, Vs, Home. Rows: Chiefs, Raiders.



WEEK 11

CINCINNATI BENGALS 32 LAS VEGAS RAIDERS 13

Nov. 21, 2021 | Allegiant Stadium | 61,712

Table with columns: Team, 1, 2, 3, 4, Final. Rows: Cincinnati, Las Vegas.

SCORING SUMMARY

Table with columns: Team, Qtr, Time, Play Description, Vs, Home. Rows: Bengals, Raiders.



WEEK 12

LAS VEGAS RAIDERS 36 DALLAS COWBOYS 33

Nov. 25, 2021 | AT&T Stadium | 93,483

Table with columns: Team, 1, 2, 3, 4, OT, Final. Rows: Las Vegas, Dallas.

SCORING SUMMARY

Table with columns: Team, Qtr, Time, Play Description, Vs, Home. Rows: Raiders, Cowboys.



WEEK 13

WASHINGTON FOOTBALL TEAM 17 LAS VEGAS RAIDERS 15

Dec. 5, 2021 | Allegiant Stadium | 61,607

Table with columns: Team, 1, 2, 3, 4, Final. Rows: Washington, Las Vegas.

SCORING SUMMARY

Table with columns: Team, Qtr, Time, Play Description, Vs, Home. Rows: Washington, Raiders.

TEAM STATS

Table with columns: Chiefs, Raiders. Rows: First Downs, Time of Possession, Net Yards Rushing, Net Yards Passing, Total Net Yards, Penalties/Yards, Fumbles/Lost.

TEAM STATS

Table with columns: Bengals, Raiders. Rows: First Downs, Time of Possession, Net Yards Rushing, Net Yards Passing, Total Net Yards, Penalties/Yards, Fumbles/Lost.

TEAM STATS

Table with columns: Raiders, Cowboys. Rows: First Downs, Time of Possession, Net Yards Rushing, Net Yards Passing, Total Net Yards, Penalties/Yards, Fumbles/Lost.

TEAM STATS

Table with columns: Washington, Raiders. Rows: First Downs, Time of Possession, Net Yards Rushing, Net Yards Passing, Total Net Yards, Penalties/Yards, Fumbles/Lost.

INDIVIDUAL STATS

PASSING KC: P. Mahomes 50-35-406 (5 TD, 0 INT), T. Townsend 1-1-16 (0 TD, 0 INT)
RUSHING KC: D. Williams 11-43, J. McKinnon 3-26, D. Gore 6-19, B. Bell 1-3, M. Hardman 1-3
RECEIVING KC: Darrel Williams 9 101 (TD), Travis Kelce 8 119, Tyreek Hill 7 83 (2 TD), Byron Pringle 4 46
INTERCEPTIONS KC: D.Sorensen 1-0
SACKS KC: D. Nnadi 1.0-5.0, J. Reed 1.0-7.0
PUNTING KC: T. Townsend 1-42 (42.0)
PUNT RETURNS KC: M. Hughes 2-46 (23.0)
KICKOFF RETURNS KC: B. Pringle 2-34 (17.0)

INDIVIDUAL STATS

PASSING Cin.: J. Burrow 29-20-148 (1 TD, 0 INT)
RUSHING Cin.: J. Mixon 30-123 (2 TD), T. Boyd 1-14, J. Burrow 3-11, J. Chase 2-8, S. Perine 2-3
RECEIVING Cin.: T. Boyd 6-49, J. Chase 3-32 (TD), S. Perine 3-18, T. Higgins 2-15, C.J. Uzomah 2-9
INTERCEPTIONS Cin.: E.Apple 1-0
SACKS Cin.: S. Hubbard 1.0-4.0, T. Hendrickson 1.0-5.0
PUNTING Cin.: K. Huber 2-105 (52.5)
PUNT RETURNS Cin.: D. Phillips 2-10 (5.0)
KICKOFF RETURNS Cin.: D. Phillips 2-57 (28.5)

INDIVIDUAL STATS

PASSING LV: D. Carr 39-24-373 (1 TD, 0 INT)
RUSHING LV: J. Jacobs 22 87 (TD), K. Drake 7 25, D. Carr 2 21, M. Mariota 2 4 (TD), Z. Jones 1 4, H. Renfrow 1 2
RECEIVING LV: H. Renfrow 8-134, Z. Jones 5-59, D. Jackson 3-102 (TD), D. Waller 2-33, J. Jacobs 2-25
INTERCEPTIONS LV: None
SACKS LV: Y. Ngakoue 1.0-2.0
PUNTING LV: A. Cole 5-243 (48.6)
PUNT RETURNS LV: H. Renfrow 3-34 (11.3)
KICKOFF RETURNS LV: None

INDIVIDUAL STATS

PASSING Wash.: T. Heinicke 30-23-196 (2 TD, 1 INT)
RUSHING Wash.: A. Gibson 23-88, W. Smallwood 1-13, T. Heinicke 3-10, J. Patterson 1-2
RECEIVING Wash.: A. Gibson 5-23, A. Humphries 4-38, L. Thomas 3-48 (TD), J. Bates 3-42
INTERCEPTIONS Wash.: None
SACKS Wash.: J. Smith-Williams 0.5-4.0, J. Allen 0.5-4.0, M. Ioannidis 1.0-7.0
PUNTING Wash.: T. Way 4-197 (49.3)
PUNT RETURNS Wash.: D. Carter 2-29 (14.5)
KICKOFF RETURNS Wash.: D. Carter 1-18 (18.0)



WEEK 14 LAS VEGAS RAIDERS 9 KANSAS CITY CHIEFS 48

Dec. 12, 2021 | Arrowhead Stadium | 73,278

Team	1	2	3	4	Final
Las Vegas	0	3	6	0	9
Kansas City	14	21	3	10	48

SCORING SUMMARY

Team	Qtr	Time	Play Description	Vis.	Home
Chiefs	1	14:43	M.Hughes 23 yd. fumble return (H.Butler kick)	0	7
Chiefs	1	03:43	Da.Williams 23 yd. pass from P.Mahomes (H.Butler kick) (5-80, 2:18)	0	14
Chiefs	2	12:13	C.Edwards-Helaire 5 yd. run (H.Butler kick) (7-80, 4:22)	0	21
Chiefs	2	06:17	J.Gordon 1 yd. pass from P.Mahomes (H.Butler kick) (9-39, 5:02)	0	28
Chiefs	2	01:40	C.Edwards-Helaire 6 yd. run (H.Butler kick) (7-52, 3:18)	0	35
Raiders	2	00:00	D.Carson 25 yd. Field Goal (14-68, 1:40)	3	35
Chiefs	3	08:25	H.Butler 54 yd. Field Goal (10-41, 6:35)	3	38
Raiders	3	03:29	H.Renfrow 4 yd. pass from D.Carr (kick failed, w/ (10-69, 4:56)	9	38
Chiefs	4	09:52	H.Butler 37 yd. Field Goal (14-56, 8:37)	9	41
Chiefs	4	07:19	D.Gore 51 yd. run (H.Butler kick) (1-51, 0:09)	9	48

TEAM STATS

	Raiders	Chiefs
First Downs	19	21
Time of Possession	26:35	33:35
Net Yards Rushing	44	132
Net Yards Passing	246	240
Total Net Yards	290	372
Penalties/Yards	9-85	8-63
Fumbles/Lost	4-4	1-0

INDIVIDUAL STATS

PASSING
LV: D. Carr 45-33-263 (1 TD, 1 INT)
KC: P. Mahomes 24-20-258 (2 TD, 0 INT)

RUSHING
LV: J. Jacobs 9-24, T. Ragas 1-9, P. Barber 1-7, D. Leavitt 1-4
KC: D. Gore 9-66 (TD), C. Edwards-Helaire 10-37 (2 TD), P. Mahomes 4-20, D.I.Williams 2-8, M. Burton 1-3, M. Hardman 1-0, C. Henne 3-(-2)

RECEIVING
LV: H. Renfrow 13-117 (TD), J. Jacobs 5-46, Z. Jones 5-25, F. Moreau 3-13, B. Edwards 2-24, P. Barber 2-13, T. Ragas 2-6, D. Jackson 1-19
KC: Tyreek Hill 4-76, Darrel Williams 3-31 (TD), Travis Kelce 3-27, Clyde Edwards-Helaire 3-5, Mecole Hardman 2-59, Derrick Gore 2-23, Josh Gordon 2-9 (TD), Byron Pringle 1-28

INTERCEPTIONS
LV: None
KC: T.Mathieu 1-6

SACKS
LV: C. Ferrell 1.0-3.0, Y. Ngakoue 1.0-10.0, M. Koonce 1.0-5.0
KC: A. Okafor 1.5-1.5, T. Wharton 1.0-5.0, C. Jones 0.5-3.5, F. Clark 0.5-3.5, Melvin Ingram III 0.5-3.5

PUNTING
LV: A. Cole 3-150 (50.0)
KC: T. Townsend 1-52 (52.0)

PUNT RETURNS
LV: H. Renfrow 1-6 (6.0)
KC: M. Hardman 1-11 (11.0)

KICKOFF RETURNS
LV: T. Johnson 4-73 (18.3)
KC: B. Pringle 1-24 (24.0)



WEEK 15 LAS VEGAS RAIDERS 16 CLEVELAND BROWNS 14

Dec. 20, 2021 | FirstEnergy Stadium | 67,431

Team	1	2	3	4	Final
Las Vegas	7	3	0	6	16
Cleveland	0	0	7	7	14

SCORING SUMMARY

Team	Qtr	Time	Play Description	Vis.	Home
Raiders	1	03:41	B.Edwards 5 yd. pass from D.Carr (D.Carson kick) (11-58, 7:12)	7	0
Raiders	2	00:56	D.Carson 24 yd. Field Goal (13-56, 5:18)	10	0
Browns	3	04:33	N.Chubb 4 yd. run (C.McLaughlin kick) (6-47, 2:40)	10	7
Raiders	4	14:46	D.Carson 40 yd. Field Goal (10-52, 4:47)	13	7
Browns	4	03:45	H.Bryant 6 yd. pass from N.Mullens (C.McLaughlin kick) (14-80, 8:22)	13	14
Raiders	4	00:00	D.Carson 48 yd. Field Goal (8-41, 1:50)	16	14

TEAM STATS

	Raiders	Browns
First Downs	20	13
Time of Possession	33:24	26:36
Net Yards Rushing	98	89
Net Yards Passing	230	147
Total Net Yards	328	236
Penalties/Yards	7-64	3-61
Fumbles/Lost	5-1	0-0

INDIVIDUAL STATS

PASSING
LV: D. Carr 38-25-236 (1 TD, 1 INT)
Cle: N. Mullens 30-20-147 (1 TD, 1 INT)

RUSHING
LV: J. Jacobs 15-52, P. Barber 5-34, D. Carr 3-7, M. Mariota 1-3, D. Leavitt 1-2
Cle: N. Chubb 23-91 (TD), D. Johnson 1-(-2)

RECEIVING
LV: F. Moreau 7-65, Z. Jones 6-67, J. Jacobs 3-42, H. Renfrow 3-32, B. Edwards 3-8 (TD), P. Barber 1-12, D. Jackson 1-11, D. Helm 1-(-1)
Cle: D. Peoples-Jones 4-48, D. Johnson 4-17, D. Njoku 3-29, R. Higgins 3-24, De. Felton 3-16, H. Bryant 2-11 (TD), N. Chubb 1-2

INTERCEPTIONS
LV: None
Cle: G.Williams 1-7

SACKS
LV: None
Cle: S. Day 0.5-3.0, J. Owusu-Koramoah 0.5-3.0, J. Jackson 0.5-0.0, T. Togiai 0.5-0.0

PUNTING
LV: A. Cole 4 177 (44.3)
Cle: D. Colquitt 7-313 (44.7)

PUNT RETURNS
LV: H. Renfrow 4-31 (7.8)
Cle: D. Peoples-Jones 1-20 (20.0)

KICKOFF RETURNS
LV: J. Richard 2-37 (18.5)
Cle: D. Felton 1-24 (24.0)



WEEK 16 DENVER BRONCOS 13 LAS VEGAS RAIDERS 17

Dec. 26, 2021 | Allegiant Stadium | 60,972

Team	1	2	3	4	Final
Denver	0	13	0	0	13
Las Vegas	0	7	7	3	17

SCORING SUMMARY

Team	Qtr	Time	Play Description	Vis.	Home
Raiders	2	11:01	H.Renfrow 10 yd. pass from D.Carr (D.Carson kick) (14-76, 7:24) 07		
Broncos	2	07:24	B.McManus 49 yd. Field Goal (5-44, 3:37) 3 7		
Broncos	2	00:32	B.McManus 55 yd. Field Goal (4-4, 1:28) 6 7		
Broncos	2	00:15	J.Williams 1 yd. run (B.McManus kick) (1-1, 0:03) 13 7		
Raiders	3	10:22	P.Barber 5 yd. run (D.Carson kick) (9-75, 4:38) 13 14		
Raiders	4	07:35	D.Carson 41 yd. Field Goal (13-32, 7:38) 13 17		

TEAM STATS

	Broncos	Raiders
First Downs	8	22
Time of Possession	23:23	36:37
Net Yards Rushing	18	160
Net Yards Passing	140	182
Total Net Yards	158	342
Penalties/Yards	3-30	3-37
Fumbles/Lost	0-0	2-2

INDIVIDUAL STATS

PASSING
Den.: D. Lock 22-15-153 (0 TD, 0 INT)
LV: D. Carr 25-20-201 (1 TD, 1 INT)

RUSHING
Den.: J. Williams 7-12 (TD), D. Lock 2-10, M. Gordon III 7-(-4)
LV: J. Jacobs 27-129, P. Barber 5-22 (TD), D. Carr 7-5, J. Richard 1-4

RECEIVING
Den.: C. Sutton 4-33, J. Jeudy 3-60, N. Fant 3-30, T. Patrick 2-18, J. Williams 2-8, M. Gordon III 1-4
LV: Z. Jones 6-50, F. Moreau 4-67, D. Jackson 4-44, H. Renfrow 3-40 (TD), J. Richard 1-5, P. Barber 1-0, J. Jacobs 1-(-5)

INTERCEPTIONS
Den.: B.Chubb 1-21
LV: None

SACKS
Den.: S. Harris 1.5-14.5, S. Weatherly 0.5-4.5
LV: M. Crosby 1.0-7.0, Q. Jefferson 1.0-6.0

PUNTING
Den.: S. Martin 5-223 (44.6)
LV: A. Cole 2-85 (42.5)

PUNT RETURNS
Den.: None
LV: H. Renfrow 1-6 (6.0)

KICKOFF RETURNS
Den.: D. Spencer 1-18 (18.0)
LV: J. Richard 1-23 (23.0)



WEEK 17 LAS VEGAS RAIDERS 23 INDIANAPOLIS COLTS 20

Jan. 2, 2022 | Lucas Oil Stadium | 65,985

Team	1	2	3	4	Final
Las Vegas	7	6	0	10	23
Indianapolis	0	10	7	3	20

SCORING SUMMARY

Team	Qtr	Time	Play Description	Vis.	Home
Raiders	1	07:51	J.Jacobs 2 yd. run (D.Carson kick) (12-75, 7:09)	7	0
Raiders	2	14:12	D.Carson 47 yd. Field Goal (7-6, 3:30)	10	0
Colts	2	10:07	M.Badgley 46 yd. Field Goal (7-47, 4:05)	10	3
Raiders	2	01:47	D.Carson 44 yd. Field Goal (9-31, 4:30)	13	3
Colts	2	00:01	J.Taylor 1 yd. run (M.Badgley kick) (10-60, 1:46)	13	10
Colts	3	11:28	T.Hilton 45 yd. pass from C.Wentz (M.Badgley kick) (6-75, 3:32)	13	17
Raiders	4	11:18	H.Renfrow 11 yd. pass from D.Carr (D.Carson kick) (6-62, 3:21)	20	17
Colts	4	01:56	M.Badgley 41 yd. Field Goal (14-53, 9:22)	20	20
Raiders	4	00:00	D.Carson 33 yd. Field Goal (10-60, 1:56)	23	20

TEAM STATS

	Raiders	Colts
First Downs	18	16
Time of Possession	31:03	28:57
Net Yards Rushing	85	122
Net Yards Passing	241	140
Total Net Yards	326	262
Penalties/Yards	6-41	3-25
Fumbles/Lost	2-0	1-0

INDIVIDUAL STATS

PASSING
LV: D. Carr 31-24-255 (1 TD, 2 INT), M. Mariota 1-0-0 (0 TD, 0 INT)
Ind.: C. Wentz 27-16-148 (1 TD, 0 INT)

RUSHING
LV: J. Jacobs 16-63 (TD), M. Mariota 3-16, J. Richard 1-4, P. Barber 6-3, Z. Jones 1-(-1)
Ind.: J. Taylor 20-108 (TD), C. Wentz 3-10, N. Hines 2-4, D. Jackson 1-0

RECEIVING
LV: Z. Jones 8-120, H. Renfrow 7-76 (TD), J. Jacobs 4-17, P. Barber 2-9, J. Richard 1-19, F. Moreau 1-9, D. Jackson 1-5
Ind.: M. Pittman Jr. 6-47, N. Hines 4-14, M. Alie-Cox 3-28, T.Y. Hilton 1-45 (TD), Z. Pascal 1-8, J. Taylor 1-6

INTERCEPTIONS
LV: None
Ind.: I.Rodgers 1-12, D.Leonard 1-7

SACKS
LV: Y. Ngakoue 1.0-8.0
Ind.: D. Buckner 0.5-5.5, K. Payne 1.0-7.0, K. Turay 0.5-1.5)

PUNTING
LV: A. Cole 2-104 (52.0)
Ind.: R. Sanchez 5-223 (44.6)

PUNT RETURNS
LV: H. Renfrow 3-64 (21.3)
Ind.: None

KICKOFF RETURNS
LV: T. Johnson 2-43 (21.5)
Ind.: I. Rodgers 1-20 (20.0)

AMERICAN FOOTBALL CONFERENCE

AFC EAST	W	L	T	Pct.	PF	PA	Home	Road	AFC	NFC	Div.
y-Buffalo Bills	11	6	0	.647	483	289	6-3	5-3	7-5	4-1	5-1
x-New England Patriots	10	7	0	.588	462	303	4-5	6-2	8-4	2-3	3-3
Miami Dolphins	9	8	0	.529	341	373	6-3	3-5	6-6	3-2	4-2
New York Jets	4	13	0	.235	310	504	3-6	1-7	4-8	0-5	0-6

AFC NORTH	W	L	T	Pct.	PF	PA	Home	Road	AFC	NFC	Div.
y-Cincinnati Bengals	10	7	0	.588	460	376	5-4	5-3	8-4	2-3	4-2
x-Pittsburgh Steelers	9	7	1	.559	343	398	6-2-1	3-5	7-5	2-2-1	4-2
Cleveland Browns	8	9	0	.471	349	371	6-3	2-6	5-7	3-2	3-3
Baltimore Ravens	8	9	0	.471	387	392	5-4	3-5	5-7	3-2	1-5

AFC SOUTH	W	L	T	Pct.	PF	PA	Home	Road	AFC	NFC	Div.
*-Tennessee Titans	12	5	0	.706	419	354	7-2	5-3	8-4	4-1	5-1
Indianapolis Colts	9	8	0	.529	451	365	4-5	5-3	7-5	2-3	3-3
Houston Texans	4	13	0	.235	280	452	2-7	2-6	4-8	0-5	3-3
Jacksonville Jaguars	3	14	0	.176	253	457	3-6	0-8	3-9	0-5	1-5

AFC WEST	W	L	T	Pct.	PF	PA	Home	Road	AFC	NFC	Div.
y-Kansas City Chiefs	12	5	0	.706	480	364	7-2	5-3	7-5	5-0	5-1
x-Las Vegas Raiders	10	7	0	.588	374	439	5-4	5-3	8-4	2-3	3-3
Los Angeles Chargers	9	8	0	.529	474	459	5-4	4-4	6-6	3-2	3-3
Denver Broncos	7	10	0	.412	335	322	4-5	3-5	3-9	4-1	1-5

NATIONAL FOOTBALL CONFERENCE

NFC EAST	W	L	T	Pct.	PF	PA	Home	Road	NFC	AFC	Div.
y-Dallas Cowboys	12	5	0	.706	530	358	5-3	7-2	10-2	2-3	6-0
x-Philadelphia Eagles	9	8	0	.529	444	385	3-5	6-3	7-5	2-3	3-3
Washington Football Team	7	10	0	.412	335	434	3-5	4-5	6-6	1-4	2-4
New York Giants	4	13	0	.235	258	416	3-5	1-8	3-8	1-4	1-5

NFC NORTH	W	L	T	Pct.	PF	PA	Home	Road	NFC	AFC	Div.
*-Green Bay Packers	13	4	0	.765	450	371	8-0	5-4	9-3	4-1	5-1
Minnesota Vikings	8	9	0	.471	425	426	5-3	3-6	6-6	2-3	4-2
Chicago Bears	6	11	0	.353	311	407	3-5	3-6	4-8	2-3	2-4
Detroit Lions	3	13	1	.206	325	467	3-5	0-8-1	3-9	0-4-1	2-4

NFC SOUTH	W	L	T	Pct.	PF	PA	Home	Road	NFC	AFC	Div.
y-Tampa Bay Buccaneers	13	4	0	.765	511	353	7-1	6-3	8-4	5-0	4-2
New Orleans Saints	9	8	0	.529	364	335	3-5	6-3	7-5	2-3	4-2
Atlanta Falcons	7	10	0	.412	313	459	2-6	5-4	4-8	3-2	2-4
Carolina Panthers	5	12	0	.294	304	404	2-6	3-6	3-9	2-3	2-4

NFC WEST	W	L	T	Pct.	PF	PA	Home	Road	NFC	AFC	Div.
y-Los Angeles Rams	12	5	0	.706	460	372	5-3	7-2	8-4	4-1	3-3
x-Arizona Cardinals	11	6	0	.647	449	366	3-5	8-1	7-5	4-1	4-2
x-San Francisco 49ers	10	7	0	.588	427	365	4-4	6-3	7-5	3-2	2-4
Seattle Seahawks	7	10	0	.412	395	366	3-5	4-5	4-8	3-2	3-3

y-clinched playoff berth

z-clinched division

*-clinched division and homefield advantage

2021 NATIONAL FOOTBALL LEAGUE PLAYOFFS

AFC

Wild Card Playoffs

Cincinnati 26, Las Vegas 19
Buffalo 47, New England 17
Kansas City 42, Pittsburgh 21

Divisional Playoffs

Cincinnati 19, Tennessee 16
Kansas City 42, Buffalo 36

NFC

Wild Card Playoffs

Tampa Bay 31, Philadelphia 15
San Francisco 23, Dallas 17
Los Angeles Rams 34, Arizona 11

Divisional Playoffs

San Francisco 13, Green Bay 10
Los Angeles Rams 30, Tampa Bay 27

Conference Championship

Cincinnati 27, Kansas City 24

Conference Championship

Los Angeles Rams 20, San Francisco 17

Super Bowl LVII

Los Angeles Rams 23, Cincinnati 20



CLASS OF 2022

HALL OF FAME



RECORDS AND HISTORY



RUSHING

200 Yards Rushing, Individual
 By Raiders Napoleon Kaufman, Oct. 19, 1997, vs. Den. (227 yards)
 By Opponent Adrian Peterson, Nov. 15, 2015, vs. Min. (203 yards)

100 Yards Rushing, Individual
 By Raiders Josh Jacobs, Dec. 26, 2021, vs. Den. (129 yards)
 By Opponent Joe Mixon, Nov. 11, 2021, vs. Cin. (123 yards)

100 Yards Rushing, Individual, First Half or Second Half/OT
 By Raiders Josh Jacobs, Dec. 26, 2021, vs. Den. (104 yards, second half)
 By Opponent LeSean McCoy, Oct. 29, 2017, at Buf. (120 yards, second half)

100 Yards Rushing and Receiving, Individual
 By Raiders Marcus Allen, Sept. 7, 1986, at Den. (102 yards rushing, 102 receiving)
 By Opponent Priest Holmes, Dec. 9, 2001, vs. KC (168 yards rushing, 109 receiving)

Two 100-yard Rushers
 By Raiders Napoleon Kaufman (122 yards) and Tyrone Wheatley (111 yards), Dec. 19, 1999, vs. TB
 By Opponent Willis McGahee (163 yards) and Tim Tebow (118 yards), Nov. 6, 2011, vs. Den.

Four Touchdowns Rushing, Individual
 By Raiders Never
 By Opponent Doug Martin, Nov. 4, 2012, vs. TB



RB Josh Jacobs

Three Touchdowns Rushing, Individual
 By Raiders Josh Jacobs, Sept. 13, 2020, at Car.
 By Opponent C.J. Anderson, Dec. 28, 2014, at Den.

Two Touchdowns Rushing, Individual
 By Raiders Josh Jacobs, Sept. 13, 2021, vs. Bal.
 By Opponent Clyde Edwards-Helaire, Dec. 12, 2021 at KC

300 Rushing Yards, Team
 By Raiders Oct. 24, 2010, at Den. (328 yards)
 By Opponent Oct. 25, 2009, vs. NYJ (316 yards)

200 Rushing Yards, Team
 By Raiders Nov. 15, 2020, vs. Den. (203 yards)
 By Opponent Dec. 13, 2020, vs. Ind. (212 yards)

50 Rushing Attempts, Team
 By Raiders Dec. 5, 2010, at SD (52 att.)
 By Opponent Oct. 25, 2009, vs. NYJ (54 att.)

40 Rushing Attempts, Team
 By Raiders Dec. 26, 2021, vs. Den. (40 att.)
 By Opponent Dec. 16, 2018, at Cin. (41 att.)

30 Rushing Attempts, Individual
 By Raiders Josh Jacobs, Nov. 1, 2020, at Cle. (31 att.)
 By Opponent Joe Mixon, Nov. 21, 2021, vs. LV

70-yard Rush
 By Raiders Jalen Richard, Sept. 11, 2016, at NO (75 yards, TD)
 By Opponent Adrian Peterson, Nov. 15, 2015, vs. (80 yards, TD)

60-Yard Rush
 By Raiders Trevor Davis, Sept. 29, 2019, at Ind. (60 yards, TD)
 By Opponent Jonathan Taylor, Dec. 13, 2020, vs. Ind. (62 yards, TD)

50-yard Rush
 By Raiders Trevor Davis, Sept. 29, 2019, at Ind. (60 yards, TD)
 By Opponent Derrick Gore, Dec. 12, 2021, at KC (51 yards, TD)

PASSING

500 Yards Passing, Individual
 By Raiders Derek Carr, Oct. 30, 2016, at TB (513 yards)
 By Opponent Elvis Grbac, Dec. 5, 2000, vs. KC (504 yards)

400 Yards Passing, Individual
 By Raiders Derek Carr, Sept. 13, 2021, vs. Bal. (435 yards)
 By Opponent Matthew Stafford, Nov. 3, 2019, vs. Det. (406 yards)

300 Yards Passing, Individual
 By Raiders Derek Carr, Nov. 25, 2021, at Dal. (373 yards)
 By Opponent Dak Prescott, Nov. 25, 2021, vs. LV (375 yards)

Seven Touchdown Passes, Individual
 By Raiders Never
 By Opponent Nick Foles, Nov. 3, 2013, vs. Phi.

Six Touchdown Passes, Individual
 By Raiders Daryle Lamonica, Oct. 19, 1969, vs. Buf.
 By Opponent Nick Foles, Nov. 3, 2013, vs. Phi.

Five Touchdown Passes, Individual
 By Raiders Kerry Collins, Dec. 19, 2004, vs. Ten.
 By Opponent Patrick Mahomes, Nov. 14, 2021, vs. LV

Four Touchdown Passes, Individual
 By Raiders Derek Carr, Sept. 30, 2018, vs. Cle.
 By Opponent TPatrick Mahomes, Nov. 14, 2021, vs. LV

Three Touchdown Passes, Individual
 By Raiders Derek Carr, Dec. 6, 2020, at NYJ
 By Opponent Patrick Mahomes, Nov. 14, 2021, vs. LV



QB Derek Carr

Seven Interceptions Thrown, Individual
 By Raiders Ken Stabler, Oct. 16, 1977, vs. Den.
 By Opponent Never

Six Interceptions Thrown, Individual
 By Raiders Donald Hollas, Dec. 6, 1999, vs. Mia.
 By Opponent Never

Five Interceptions Thrown, Individual
 By Raiders Jim Plunkett, Oct. 5, 1980, vs. KC
 By Opponent Steve Pelluer, Nov. 9, 1986, at Dal.

Four Interceptions Thrown, Individual
 By Raiders Matt McGloin, Dec. 15, 2013, vs. KC
 By Opponent Drew Lock, Nov. 15, 2020, vs. Den.

100-Point Passer Rating
 By Raiders Derek Carr, Nov. 25, 2021, at Dal. (101.8)
 By Opponent Patrick Mahomes, Dec. 12, 2021 at KC (139.2)

50 Pass Attempts, Individual
 By Raiders Derek Carr, Sept. 13, 2021 vs. Bal. (56 att.)
 By Opponent Justin Herbert, Jan. 9, 2022 vs. LV (64 att.)

40 Pass Attempts, Individual
 By Raiders Derek Carr, Dec. 12, 2021 at KC (45 att.)
 By Opponent Justin Herbert, Jan. 9, 2022 vs. LV (64 att.)

30 Completions, Individual
 By Raiders Derek Carr, Dec. 12, 2021 at KC (33 comp.)
 By Opponent Dak Prescott, Nov. 25, 2021 at Dal. (32 comp.)

RECEIVING



TE Darren Waller

10-or-more Receptions, Individual
 By Raiders Hunter Renfrow, Dec. 12, 2021 (13 receptions)
 By Opponent Jaylen Waddle (12 receptions) and Mike Gesicki (10 receptions), Sept. 26, 2021

200 Yards Receiving, Individual
 By Raiders Darren Waller, Dec. 6, 2020, vs. NYJ (200 yards)
 By Opponent Antonio Brown, Nov. 8, 2015, at Pit. (284 yards)

100 Yards Receiving, Individual
 By Raiders Hunter Renfrow, Dec. 12, 2021, at KC (117 yards)
 By Opponent Michael Gallup (106 yards) and Cedrick Wilson (104 yards), Nov. 25, 2021, at Dal.

100 Yards Receiving, One Half, Individual
 By Raiders Hunter Renfrow, Nov. 25, 2021, at Dal. (116 yards, second half/OT)
 By Opponent Jerry Jeudy, Jan. 3, 2021, at Den. (133 yards, second half)

Two 100-yard Receivers
 By Raiders Hunter Renfrow (134 yards) and DeSean Jackson (102 yards), Nov. 25, 2021, at Dal.
 By Opponent Michael Gallup (106 yards) and Cedrick Wilson (104 yards), Nov. 25, 2021, at Dal.

Five Touchdown Receptions, Individual
 By Raiders Never
 By Opponent Kellen Winslow, Nov. 22, 1981, vs. SD

Four Touchdown Receptions, Individual
 By Raiders Art Powell, Dec. 22, 1963, vs. HouO.
 By Opponent Jamaal Charles, Dec. 15, 2013, vs. KC

Three Touchdown Receptions, Individual
 By Raiders Michael Crabtree, Sept. 17, 2017, vs. NYJ
 By Opponent Riley Cooper, Nov. 3, 2013, vs. Phi.

Two Touchdown Receptions, Individual
 By Raiders Darren Waller, Dec. 6, 2020, vs. NYJ
 By Opponent Tyreek Hill, Nov. 14, 2021, vs. KC

70-Yard Reception
 By Raiders Nelson Agholor, Dec. 26, 2020, vs. Mia. (85 yards, TD)
 By Opponent Jerry Jeudy, Jan. 3, 2021, at Den. (92 yards, TD)

60-Yard Reception
 By Raiders Henry Ruggs III, Sept. 19, 2021 (61 yards, TD)
 By Opponent Jerry Jeudy, Jan. 3, 2021, at Den. (92 yards, TD)

50-Yard Reception
 By Raiders DeSean Jackson, Nov. 25, 2021, at Dal. (56 yards, TD)
 By Opponent Cedrick Wilson, Nov. 25, 2021, at Dal. (51 yards)

INTERCEPTIONS

Four Interceptions, Individual
 By Raiders Never
 By Opponent Never

Three Interceptions, Individual
 By Raiders Rod Woodson, Sept. 29, 2002, vs. Ten.
 By Opponent Walt Harris, Oct. 8, 2006, at SF

Two Interceptions, Individual
 By Raiders Jeff Heath, Nov. 15, 2020, vs. Den.
 By Opponent Xavien Howard, Sept. 23, 2018, at Mia.

Interception Returned for Touchdown
 By Raiders Erik Harris, Nov. 7, 2019, vs. LAC (56 yards)
 By Opponent Khari Willis, Dec. 13, 2020, vs. Ind. (50 yards)

TOUCHDOWNS

Five Touchdowns, Individual
 By Raiders Never
 By Opponent Jamaal Charles, Dec. 15, 2013, vs. KC (49-, 39-, 16-, 71-yard receptions; 1-yard run)

Four Touchdowns, Individual
 By Raiders Darren McFadden, Oct. 24, 2010, at (4-, 4-, 57-yard runs; 19-yard reception)
 By Opponent Doug Martin, Nov. 4, 2012, vs. TB (45-, 67-, 70-, 1-yard runs)

Three Touchdowns, Individual
 By Raiders Josh Jacobs, Sept. 13, 2020, at Car. (1-, 7-, 6-yard runs)
 By Opponent C.J. Anderson, Dec. 28, 2014, at Den. (11-, 1-, 25-yard runs)

FIELD GOALS/PATS

- Six Field Goals Made, Individual**
 By Raiders Sebastian Janikowski, Nov. 27, 2011, vs. Chi. (40, 47, 42, 19, 37, 44 yards)
 By Opponent Greg Davis, Oct. 5, 1997, vs. SD (30, 22, 38, 43, 33, 33 yards)
- Five Field Goals Made, Individual**
 By Raiders Daniel Carlson, Jan. 9, 2022, vs. LAC (24, 31, 52, 40, 47 yards)
 By Opponent Younghoe Koo, Nov. 29, 2020, at Atl. (38, 39, 30, 29, 54 yards)



A Daniel Carlson

- Four Field Goals Made, Individual**
 By Raiders Daniel Carlson, Jan. 9, 2022, vs. LAC (24, 31, 52, 40, 47 yards)
 By Opponent Evan McPherson, Nov. 21, 2022, vs. Cin. (54, 53, 51, 47 yards)
- 60-yard Field Goal**
 By Raiders Sebastian Janikowski, Sept. 12, 2011, at Den. (63 yards)
 By Opponent Stephen Gostkowski, Nov. 19, 2017, vs. NE (62 yards)
- Blocked Field-goal Attempt**
 By Raiders Maxx Crosby, Jan. 3, 2021, at Den. (63-yard Brandon McManus attempt)
 By Opponent Eric Murray, Oct. 19, 2017, vs. KC (53-yard attempt Giorgio Tavecchio)
- Two-point Conversion**
 By Raiders Darren Waller, Jan. 3, 2021, at Den. (pass from Derek Carr)
 By Opponent Dalton Schultz, Nov. 25, 2021, at Dal. (pass from Dak Prescott)
- PAT Missed**
 By Raiders Daniel Carlson, Dec. 12, 2021 at KC (wide left)
 By Opponent Sergio Castillo, Dec. 6, 2020, vs. NYJ (wide right)
- Blocked PAT**
 By Raiders Arden Key, Dec. 2, 2018, vs. KC (Harrison Butler; second attempt)
 By Opponent Tanoh Kpassagnon, Dec. 1, 2019, at KC (Daniel Carlson; first attempt)

PUNTING

- 80-yard Punt**
 By Raiders Shane Lechler, Nov. 27, 2011, vs. Chi. (80 yards)
 By Opponent Never

- 70-yard Punt**
 By Raiders AJ Cole, Oct. 17, 2021, at Den. (71 yards)
 By Opponent Dustin Colquitt, Dec. 16, 2012, vs. KC (71 yards)



P AJ Cole

- 60-yard Punt**
 By Raiders AJ Cole, Dec. 12, 2021, at KC (60 yards)
 By Opponent Bryan Anger, Nov. 25, 2021, at Dal. (60 yards)
- Blocked Punt**
 By Raiders Denico Autry, Nov. 2, 2014, at Sea. (Jon Ryan, punter)
 By Opponent D.J. Alexander, Jan. 3, 2016, at KC (Marquette King, punter)

- 10 Punts, Individual**
 By Raiders Marquette King, Dec. 13, 2015, at Den. (10 punts, 460 yards)
 By Opponent Darren Bennett, Dec. 28, 2003, at SD (10 punts, 392 yards)

- No Punts**
 By Raiders Dec. 5, 1999 vs. Seattle
 By Opponent Sept. 30, 2012, at Denver

OTHER SPECIAL TEAMS

- Kickoff Returned for Touchdown**
 By Raiders Jacoby Ford, Oct. 16, 2011, vs. Cle. (101 yards)
 By Opponent Tony Pollard, Nov. 25, 2021, at Dal. (100 yards)
- Punt Returned for Touchdown**
 By Raiders Dwayne Harris, Dec. 24, 2018, vs. Den. (99 yards)
 By Opponent Cyrus Jones, Nov. 25, 2018, at Bal. (70 yards)
- Blocked Field Goal Returned for Touchdown**
 By Raiders Never
 By Opponent Ray Mickens, Sept. 21, 1997, at NYJ (72 yards; Cole Ford, kicker)
- Blocked Punt Returned for Touchdown**
 By Raiders Brice Butler, Nov. 2, 2014, at Sea. (0 yards; Jon Ryan, punter)
 By Opponent Antonio Allen, Dec. 8, 2013, at NYJ (0 yards; Marquette King, punter)

- 50-Yard Kickoff Return**
 By Raiders Trevor Davis, Oct. 6, 2019, vs. Chi. (52 yards)
 By Opponent Tony Pollard, Nov. 25, 2021, at Dal. (100 yards)

- 20-Yard Punt Return**
 By Raiders Hunter Renfrow, Dec. 20, 2021, at Cle. (29 yards)
 By Opponent Donovan Peoples-Jones, Dec. 20, 2021, at Cle. (20 yards)

- Inside Kick Attempt**
 By Raiders Daniel Carlson, Oct. 4, 2020, vs. Buf. (Unsuccessful)
 By Opponent Jake Elliott, Oct. 24, 2021, vs. Phi. (Unsuccessful)

- Successful Inside Kick**
 By Raiders Giorgio Tavecchio, Dec. 10, 2017, at KC (recovered by Erik Harris)
 By Opponent Brandon McManus, Oct. 17, 2021, at Den. (recovered by Eric Saubert)

- Game-Winning Field Goal**
 By Raiders Daniel Carlson, Jan. 9, 2022, vs. LAC (47 yards)
 By Opponent Jason Sanders, Dec. 26, 2020, vs. Mia. (44 yards)

OTHER DEFENSE

- Shutout Posted**
 By Raiders Dec. 16, 2012, vs. KC (15-0)
 By Opponent Nov. 30, 2014, at StL. (52-0)
- Fumble Returned for Touchdown**
 By Raiders Keith McGill, Dec. 28, 2014, at Den. (18 yards)
 By Opponent Jarran Reed, Dec. 12, 2021, at KC (23 yards)
- Safety Scored**
 By Raiders Denico Autry, Dec. 24, 2015, vs. SD (Philip Rivers sacked)
 By Opponent Casey Hayward Jr., Sept. 26, 2021, vs. Mia. (Jaylen Waddle tackles in end zone)

- Six Sacks, Individual**
 By Raiders Never
 By Opponent Derrick Thomas, Sept. 6, 1988, at KC

- Five Sacks, Individual**
 By Raiders Khalil Mack, Dec. 13, 2015, at Den.
 By Opponent Derrick Thomas, Sept. 6, 1998, at KC

- Four Sacks, Individual**
 By Raiders Maxx Crosby, Nov. 17, 2019, vs. Cin.
 By Opponent Brian Orakpo, Dec. 13, 2009, vs. Was.



DE Maxx Crosby

- Three Sacks, Individual**
 By Raiders Maxx Crosby, Oct. 17, 2021 at Den.
 By Opponent Devin White, Oct. 25, 2020, vs. TB.

- 200-or-Fewer Total Yards Allowed**
 By Raiders Dec. 26, 2021, vs. Den (158 yards)
 By Opponent Oct. 14, 2018, vs. Sea. (185 yards)

- 50-or-Fewer Rushing Yards Allowed**
 By Raiders Dec. 26, 2021, vs. Den (18 yards)
 By Opponent Nov. 14, 2021, at KC. (50 yards)

- Game Without Allowing Offensive Touchdown**
 By Raiders Nov. 1, 2020, at Cle.
 By Opponent Nov. 29, 2020, at Atl.

MISCELLANEOUS

- No Penalties**
 By Raiders Dec. 4, 2005, at SD
 By Opponent Dec. 1, 2019, at KC
- No Turnovers**
 By Raiders Jan. 9, 2022, vs. LAC
 By Opponent Jan. 2, 2022, at Ind.
- No Sacks Allowed**
 By Raiders Oct. 24, 2021, vs. Phi.
 By Opponent Dec. 20, 2021, at Cle.
- Game without Touchdown**
 By Raiders Nov. 29, 2020, at Atl.
 By Opponent Nov. 1, 2020, at Cle.
- 50 Points, Game**
 By Raiders Oct. 24, 2010, at Den. (59)
 By Opponent Nov. 30, 2014, at StL. (52)
- 40 Points, Game**
 By Raiders Oct. 11, 2020, at KC (40)
 By Opponent Dec. 12, 2021, at KC (48)



Raiders 33, Eagles 22 - Oct. 24, 2021

- 500 Yards Total Offense**
 By Raiders Nov. 25, 2021, at Dal. (509, OT)
 By Opponent Nov. 14, 2021, vs. LV (516)

- Tie Game**
 By Raiders Oakland 23, at Denver 23, Oct. 22, 1973

- Won in Final 2:00 of Regulation or OT**
 By Raiders Jan. 9, 2022, vs. LAC (OT)
 By Opponent Dec. 5, 2021, vs. Was.

- Won by Three Points or Less**
 By Raiders Jan. 9, 2022, vs. LAC (35-32,OT)
 By Opponent Dec. 5, 2021, vs. Was.

- Won by 20 Points or More**
 By Raiders Nov. 15, 2020, vs. Den. (37-12)
 By Opponent Dec. 12, 2021, at KC (48-9)

- Won After Trailing by 10-or-more Points**
 By Raiders Sept. 16, 2021, vs. Mia. (trailed by 12)
 By Opponent Dec. 15, 2019, vs. Jac. (trailed by 13)

- Won After Trailing at Halftime**
 By Raiders Dec. 26, 2021, vs. Den. (trailed by six)
 By Opponent Dec. 26, 2020, vs. Mia. (trailed by seven)

- Won After Trailing in the Fourth Quarter**
 By Raiders Sept. 13, 2021, vs. Bal (trailed by seven)
 By Opponent Dec. 26, 2020, vs. Mia. (trailed by six)

OVERTIME GAMES (25-19)

Date	Result	Score	Opponent	Date	Result	Score	Opponent
11/23/1975	W	26-23	at Washington	11/22/1999	L	21-27	at Denver
11/30/1975	W	37-34	Atlanta	1/2/2000	W	41-38	at Kansas City
12/24/1977	W	37-31	at Baltimore (AFC Divisional)	10/8/2000	W	34-28	at San Francisco
10/1/1978	W	25-19	at Chicago	12/2/2001	L	31-34	Arizona
9/14/1980	L	24-30	at San Diego	1/19/2002	L	13-16	at New England (AFC Divisional)
10/28/1984	L	19-22	Denver	10/20/2002	L	21-27	San Diego
11/10/1985	L	34-40	at San Diego	11/3/2002	L	20-23	San Francisco
11/24/1985	W	31-28	Denver	9/28/2003	W	34-31	San Diego
12/8/1985	W	17-14	at Denver	11/9/2003	L	24-27	New York Jets
11/20/1986	W	37-31	at San Diego	9/16/2007	L	20-23	at Denver
11/30/1986	L	27-33	Philadelphia	10/19/2008	W	16-13	New York Jets
9/26/1988	W	30-27	at Denver	11/7/2010	W	23-20	Kansas City
12/3/1989	W	16-13	Denver	12/24/2011	W	16-13	at Kansas City
10/13/1991	W	23-20	at Seattle	10/21/2012	W	26-23	Jacksonville
12/8/1991	L	27-30	Buffalo	12/24/2015	W	23-20	San Diego
9/13/1992	L	21-24	at Cincinnati	10/30/2016	W	30-24	at Tampa Bay
1/2/1994	W	33-30	Denver	9/30/2018	W	45-42	Cleveland
10/16/1994	L	17-20	at Miami	12/17/2020	L	27-30	L.A. Chargers
9/17/1995	L	17-23	at Kansas City	9/13/21	W	33-27	Baltimore
11/10/1996	L	17-20	at Tampa Bay	9/26/21	W	31-28	Miami
11/17/1996	L	13-16	Minnesota	11/25/21	W	36-33	at Dallas
8/31/1997	L	21-24	at Tennessee	1/9/22	W	35-32	Los Angeles Chargers

SHUTOUT VICTORIES

Date	Score	Opponent	Date	Score	Opponent
12/16/1962	20-0	Boston	9/18/1977	24-0	San Diego
9/10/1967	51-0	Denver	9/8/1985	31-0	New York Jets
11/24/1968	34-0	at Cincinnati	9/13/1987	20-0	at Green Bay
9/26/1971	34-0	at San Diego	9/15/1991	16-0	Indianapolis
10/9/1972	34-0	at Houston Oilers	10/18/1992	19-0	at Seattle
11/4/1973	42-0	New York Giants	11/22/1992	24-0	Denver
9/29/1974	17-0	at Pittsburgh	12/19/1999	45-0	Tampa Bay
10/5/1975	6-0	at San Diego	1/6/2001	27-0	Miami (AFC Divisional)
10/26/1975	25-0	San Diego	12/28/2002	24-0	Kansas City
12/12/1976	24-0	San Diego	12/16/2012	15-0	Kansas City



S Charles Woodson against San Diego, Dec. 24, 2015

YEAR	OVERALL				HOME				AWAY			
	W	L	T	Pct	W	L	T	Pct	W	L	T	Pct
1960	6	8	0	.429	3	4	0	.429	3	4	0	.429
1961	2	12	0	.143	1	6	0	.143	1	6	0	.143
1962	1	13	0	.071	1	6	0	.143	0	7	0	.000
1963	10	4	0	.714	6	1	0	.857	4	3	0	.571
1964	5	7	2	.417	5	2	0	.714	0	5	2	.000
1965	8	5	1	.615	5	2	0	.714	3	3	1	.500
1966	8	5	1	.615	3	3	1	.500	5	2	0	.714
1967	13	1	0	.929	7	0	0	1.000	6	1	0	.857
1968	12	2	0	.857	6	1	0	.857	6	1	0	.857
1969	12	1	1	.923	7	0	0	1.000	5	1	1	.833
1970	8	4	2	.667	6	1	0	.857	2	3	2	.400
1971	8	4	2	.667	5	1	1	.833	3	3	1	.500
1972	10	3	1	.750	5	1	1	.786	5	2	0	.714
1973	9	4	1	.679	5	2	0	.714	4	2	1	.643
1974	12	2	0	.857	6	1	0	.857	6	1	0	.857
1975	11	3	0	.786	6	1	0	.857	5	2	0	.714
1976	13	1	0	.929	7	0	0	1.000	6	1	0	.857
1977	11	3	0	.786	6	1	0	.857	5	2	0	.714
1978	9	7	0	.563	4	4	0	.500	5	3	0	.625
1979	9	7	0	.563	6	2	0	.750	3	5	0	.375
1980	11	5	0	.688	6	2	0	.750	5	3	0	.625
1981	7	9	0	.438	4	4	0	.500	3	5	0	.375
1982	8	1	0	.889	4	0	0	1.000	4	1	0	.800
1983	12	4	0	.750	6	2	0	.750	6	2	0	.750
1984	11	5	0	.688	6	2	0	.750	5	3	0	.625
1985	12	4	0	.750	7	1	0	.875	5	3	0	.625
1986	8	8	0	.500	3	5	0	.375	5	3	0	.625
1987	5	10	0	.333	3	5	0	.375	2	5	0	.286
1988	7	9	0	.438	3	5	0	.375	4	4	0	.500
1989	8	8	0	.500	7	1	0	.875	1	7	0	.125
1990	12	4	0	.750	6	2	0	.750	6	2	0	.750
1991	9	7	0	.563	5	3	0	.625	4	4	0	.500
1992	7	9	0	.438	5	3	0	.625	2	6	0	.250
1993	10	6	0	.625	5	3	0	.625	5	3	0	.625
1994	9	7	0	.563	4	4	0	.500	5	3	0	.625
1995	8	8	0	.500	4	4	0	.500	4	4	0	.500
1996	7	9	0	.438	4	4	0	.500	3	5	0	.375
1997	4	12	0	.250	2	6	0	.250	2	6	0	.250
1998	8	8	0	.500	4	4	0	.500	4	4	0	.500
1999	8	8	0	.500	5	3	0	.625	3	5	0	.375
2000	12	4	0	.750	7	1	0	.875	5	3	0	.625
2001	10	6	0	.625	5	3	0	.625	5	3	0	.625
2002	11	5	0	.688	6	2	0	.750	5	3	0	.625
2003	4	12	0	.250	4	4	0	.500	0	8	0	.000
2004	5	11	0	.313	3	5	0	.375	2	6	0	.250
2005	4	12	0	.250	2	6	0	.250	2	6	0	.250
2006	2	14	0	.125	2	6	0	.250	0	8	0	.000
2007	4	12	0	.250	2	6	0	.250	2	6	0	.250
2008	5	11	0	.313	2	6	0	.250	3	5	0	.375
2009	5	11	0	.313	2	6	0	.250	3	5	0	.375
2010	8	8	0	.500	5	3	0	.625	3	5	0	.375
2011	8	8	0	.500	3	5	0	.375	5	3	0	.625
2012	4	12	0	.250	3	5	0	.375	1	7	0	.125
2013	4	12	0	.250	3	5	0	.375	1	7	0	.125
2014	3	13	0	.188	3	5	0	.375	0	8	0	.000
2015	7	9	0	.438	3	5	0	.375	4	4	0	.500
2016	12	4	0	.750	6	2	0	.750	6	2	0	.750
2017	6	10	0	.375	4	4	0	.500	2	6	0	.250
2018	4	12	0	.250	3	5	0	.375	1	7	0	.125
2019	7	9	0	.438	5	3	0	.625	2	6	0	.250
2020	8	8	0	.500	2	6	0	.250	6	2	0	.750
2021	10	7	0	.588	5	4	0	.556	5	3	0	.625
TOTAL	491	447	11	.517	273	199	3	.575	218	248	8	.460

*Denotes night game

1960 (6-8)
Head Coach: Eddie Erdelatz

Result	Score	Attend
Sept. 11	Houston L 22-37	12,703
Sept. 16	Dallas Texans L 16-34	8,021*
Sept. 25	at Houston W 14-13	12,241
Oct. 2	at Denver L 14-31	18,372
Oct. 9	at Dallas Texans W 20-19	21,000
Oct. 16	Boston W 27-14	11,500
Oct. 23	at Buffalo L 9-38	8,876
Oct. 28	at N.Y. Titans W 28-27	10,000*
Nov. 4	at Boston L 28-34	8,446*
Nov. 13	Buffalo W 20-7	8,800
Nov. 27	at L.A. Chargers L 28-52	15,075
Dec. 4	L.A. Chargers L 17-41	12,061
Dec. 11	N.Y. Titans L 28-31	9,037
Dec. 17	Denver W 48-10	5,159

1961 (2-12)
Head Coach: Erdelatz/Feldman

Result	Score	Attend
Sept. 9	at Houston L 0-55	16,231*
Sept. 17	at San Diego L 0-44	20,216
Sept. 24	Dallas Texans L 35-42	6,737
Oct. 1	Denver W 33-19	8,361
Oct. 15	at Denver L 24-27	11,129
Oct. 22	San Diego L 10-41	12,014
Oct. 29	N.Y. Titans L 6-14	7,138
Nov. 5	at Buffalo W 31-22	17,027
Nov. 11	at N.Y. Titans L 12-23	16,811*
Nov. 17	at Boston L 17-20	18,169*
Nov. 26	at Dallas Texans L 11-43	14,500
Dec. 3	Buffalo L 21-26	6,500
Dec. 9	Boston L 21-35	6,500
Dec. 17	Houston L 16-47	4,821

NOTE -- Erdelatz served as head coach for first two games before Marty Feldman replaced him.

1962 (1-13)
Head Coach: Feldman/Conkright

Result	Score	Attend
Sept. 9	N.Y. Titans L 17-28	12,893
Sept. 23	Dallas Texans L 16-26	12,500
Sept. 30	San Diego L 33-42	13,000
Oct. 5	at Denver L 7-44	22,452*
Oct. 14	Denver L 6-23	7,000
Oct. 20	at Buffalo L 6-14	21,037*
Oct. 26	at Boston L 16-26	12,514*
Nov. 4	at N.Y. Titans L 21-31	18,247
Nov. 11	Houston L 20-28	11,000
Nov. 18	Buffalo L 6-10	12,500
Nov. 25	at Dallas Texans L 7-35	13,557
Dec. 2	at San Diego L 21-31	17,874
Dec. 9	at Houston L 17-32	27,400
Dec. 16	Boston W 20-0	8,000

NOTE -- Feldman served as head coach for first five games before Red Conkright replaced him.

1963 (10-4)
Head Coach: Al Davis

Result	Score	Attend
Sept. 7	at Houston W 24-13	24,749*
Sept. 15	Buffalo W 35-17	17,568
Sept. 22	Boston L 14-20	17,131
Sept. 28	at N.Y. Jets L 7-10	17,100*
Oct. 5	at Buffalo L 0-12	24,846*
Oct. 11	at Boston L 14-20	26,494*
Oct. 20	N.Y. Jets W 49-26	15,557
Oct. 27	at San Diego W 34-33	30,182
Nov. 3	Kansas City W 10-7	18,919
Nov. 8	at Kansas City W 22-7	24,879*
Nov. 28	at Denver W 26-10	14,763
Dec. 8	San Diego W 41-27	20,249
Dec. 15	Denver W 35-31	15,223
Dec. 22	Houston W 52-49	17,401

1964 (5-7-2)
Head Coach: Al Davis

Result	Score	Attend
Sept. 13	Boston L 14-17	21,126
Sept. 19	at Houston L 28-42	26,482*
Sept. 27	Kansas City L 9-21	18,163
Oct. 3	at Buffalo L 20-23	36,451*
Oct. 10	at N.Y. Jets L 13-35	36,499*
Oct. 16	at Boston T 43-43	23,279
Oct. 25	Denver W 40-7	17,858
Nov. 1	at San Diego L 17-31	25,557
Nov. 8	at Kansas City L 7-42	21,023
Nov. 15	Houston W 20-10	16,375
Nov. 22	N.Y. Jets W 35-26	15,589
Nov. 29	at Denver T 20-20	15,958
Dec. 6	Buffalo W 16-13	18,134
Dec. 20	San Diego W 21-20	20,124



Al Davis

1965 (8-5-1)
Head Coach: Al Davis

Result	Score	Attend
Sept. 12	Kansas City W 37-10	18,569
Sept. 19	San Diego L 6-17	21,406
Sept. 26	Houston W 21-17	18,116
Oct. 3	at Buffalo L 12-17	41,246
Oct. 8	at Boston W 24-10	24,824*
Oct. 16	at N.Y. Jets T 24-24	54,890*
Oct. 24	Boston W 30-21	20,585
Oct. 31	at Kansas City L 7-14	18,354
Nov. 7	at Houston W 33-21	35,729
Nov. 14	Buffalo L 14-17	19,352
Nov. 21	at Denver W 28-20	30,369
Dec. 5	Denver W 24-13	19,023
Dec. 12	N.Y. Jets W 24-14	19,013
Dec. 19	at San Diego L 14-24	26,056

1966 (8-5-1)
Head Coach: John Rauch

Result	Score	Attend
Sept. 2	at Miami W 23-14	26,776*
Sept. 10	at Houston L 0-31	31,763*
Sept. 18	Kansas City L 10-32	50,746
Sept. 25	San Diego L 20-29	37,183
Oct. 9	Miami W 21-10	30,787
Oct. 16	at Kansas City W 34-13	33,057
Oct. 23	at N.Y. Jets W 24-21	58,135
Oct. 30	at Boston L 21-24	26,941
Nov. 6	Houston W 38-23	34,102
Nov. 13	at San Diego W 41-19	26,230
Nov. 20	at Denver W 17-3	26,703
Nov. 24	Buffalo L 10-31	36,781
Dec. 3	N.Y. Jets T 28-28	32,144
Dec. 11	Denver W 28-10	31,765

1967 (13-1)
Head Coach: John Rauch

Result	Score	Attend
Sept. 10	Denver W 51-0	25,423
Sept. 17	Boston W 35-7	26,289
Oct. 1	Kansas City W 23-21	50,268
Oct. 7	at N.Y. Jets L 14-27	63,106*
Oct. 15	at Buffalo W 24-20	45,758
Oct. 22	at Boston W 48-14	25,057
Oct. 29	San Diego W 51-10	53,474
Nov. 5	at Denver W 21-17	29,043
Nov. 19	Miami W 31-17	37,295
Nov. 23	at Kansas City W 44-22	44,020
Dec. 3	at San Diego W 41-21	53,474
Dec. 10	at Houston W 19-7	36,375
Dec. 17	N.Y. Jets W 38-29	53,011
Dec. 24	Buffalo W 28-21	30,738
POSTSEASON (1-1)		
Dec. 31	Houston (AFL Championship) W	40-7 53,330
Jan. 14	Green Bay (SB II at Miami) L	14-33 75,546

1968 (12-2)
Head Coach: John Rauch

Result	Score	Attend
Sept. 15	at Buffalo W 48-6	43,057
Sept. 21	at Miami W 47-21	30,021*
Sept. 29	at Houston W 24-15	46,098
Oct. 6	Boston W 41-10	44,253
Oct. 13	San Diego L 14-23	53,257
Oct. 20	at Kansas City L 10-24	50,015
Oct. 27	Cincinnati W 31-10	37,083
Nov. 3	Kansas City W 38-21	53,357
Nov. 10	at Denver W 43-7	50,002
Nov. 17	N.Y. Jets W 43-32	53,118
Nov. 24	at Cincinnati W 34-0	27,116
Nov. 28	Buffalo W 13-10	39,883
Dec. 8	Denver W 33-27	47,754
Dec. 15	at San Diego W 34-27	40,698
POSTSEASON (1-1)		
Dec. 22	Kansas City (AFL Divisional) W	41-6 53,357
Dec. 29	at N.Y. Jets (AFL Championship) L	23-27 62,627

1969 (12-1-1)
Head Coach: John Madden


Result	Score	Attend
Sept. 14	Houston W 21-17	49,361
Sept. 20	Miami W 20-17	50,277*
Sept. 28	at Boston W 38-23	19,069
Oct. 4	at Miami T 20-20	35,614*
Oct. 12	at Denver W 24-14	49,511
Oct. 19	Buffalo W 50-21	54,418
Oct. 26	at San Diego W 24-12	54,008
Nov. 2	at Cincinnati L 17-31	27,927
Nov. 9	Denver W 41-10	54,416
Nov. 16	San Diego W 21-16	54,372
Nov. 23	at Kansas City W 27-24	51,982
Nov. 30	at N.Y. Jets W 27-14	63,865
Dec. 7	Cincinnati W 37-17	54,427
Dec. 13	Kansas City W 10-6	54,443
POSTSEASON (1-1)		
Dec. 21	Houston (AFL Divisional) W	56-7 53,539
Jan. 4	Kansas City (AFL Championship) L	7-17 54,544

1970 (8-4-2)
Head Coach: John Madden

Result	Score	Attend
Sept. 20	at Cincinnati L 21-31	56,616
Sept. 27	at San Diego T 27-27	42,109
Oct. 3	at Miami L 13-20	57,540*
Oct. 11	Denver W 35-23	54,436
Oct. 19	Washington W 34-20	54,471*
Oct. 25	Pittsburgh W 31-14	54,423
Nov. 1	at Kansas City T 17-17	51,334
Nov. 8	Cleveland W 23-20	54,463
Nov. 15	at Denver W 24-19	50,959
Nov. 22	San Diego W 20-17	54,594
Nov. 26	at Detroit L 14-28	56,597
Dec. 6	at N.Y. Jets W 14-13	62,905
Dec. 12	Kansas City W 20-6	54,496
Dec. 20	San Francisco L 7-38	54,535
POSTSEASON (1-1)		
Dec. 27	Miami (AFC Divisional) W	21-14 54,401
Jan. 3	at Baltimore (AFC Championship) L	17-27 56,368

1971 (8-4-2)
Head Coach: John Madden

Result	Score	Attend
Sept. 19	at New England L 6-20	55,405
Sept. 26	at San Diego W 34-0	54,084
Oct. 4	at Cleveland W 34-20	84,285*
Oct. 10	at Denver W 27-16	51,200
Oct. 17	Philadelphia W 34-10	54,615
Oct. 24	Cincinnati W 31-27	54,699
Oct. 31	Kansas City T 20-20	54,715
Nov. 7	at New Orleans T 21-21	83,102
Nov. 14	Houston W 41-21	54,705
Nov. 21	San Diego W 34-33	54,681
Nov. 28	Baltimore L 14-37	54,689
Dec. 5	at Atlanta L 13-24	58,850
Dec. 12	at Kansas City L 14-16	51,215
Dec. 19	Denver W 21-13	54,651



John Madden

1972 (10-3-1)
Head Coach: John Madden

Result	Score	Attend
Sept. 17	at Pittsburgh L 28-34	50,141
Sept. 24	at Green Bay W 20-14	56,263
Oct. 1	San Diego T 17-17	53,455
Oct. 9	at Houston W 34-0	51,378*
Oct. 15	Buffalo W 28-16	53,501
Oct. 22	Denver L 23-30	53,551
Oct. 29	L.A. Rams W 45-17	54,660
Nov. 5	at Kansas City L 14-27	82,094
Nov. 12	at Cincinnati W 20-14	59,485
Nov. 19	at Denver W 37-20	51,656
Nov. 26	Kansas City W 26-3	54,801
Dec. 3	at San Diego W 21-19	54,611
Dec. 11	N.Y. Jets W 24-16	54,843*
Dec. 17	Chicago W 28-21	54,711
POSTSEASON (0-1)		
Dec. 23	at Pittsburgh (AFC Divisional) L	7-13 50,350

1973 (9-4-1)
Head Coach: John Madden

Result	Score	Attend
L	16-24	46,619
W	12-7	74,121
L	3-16	72,621
W	17-10	49,051
W	27-17	52,630
T	23-23	51,270*
W	34-21	59,008
W	42-0	53,964
L	9-17	53,987
L	3-7	53,889
W	31-3	53,562
W	17-6	25,801
W	37-7	53,061
W	21-17	54,020

POSTSEASON (1-1)

W	33-14	53,662
L	10-27	80,047

1974 (12-2)
Head Coach: John Madden

Result	Score	Attend
L	20-21	80,020*
W	27-7	52,471
W	17-0	48,304
W	40-24	69,907
W	14-10	40,539
W	30-27	54,020
W	35-24	61,385
W	28-17	51,706
W	35-13	54,020
W	17-10	53,880
L	17-20	54,020
W	41-26	54,020
W	7-6	76,711
W	27-23	54,020*

POSTSEASON (1-1)

W	28-26	54,020
L	13-24	54,004

1975 (11-3)
Head Coach: John Madden

Result	Score	Attend
W	31-21	78,744*
W	31-20	41,023
W	6-0	34,147
L	10-42	63,870
L	10-14	56,058
W	25-0	53,791
W	42-17	52,868
W	48-10	53,764
W	38-17	53,944
W	26-23 (OT)	55,004
W	37-34 (OT)	53,804
W	17-10	54,037*
L	26-27	54,020
W	28-20	54,020

POSTSEASON (1-1)

W	31-28	53,994
L	10-16	49,103

1976 (13-1)
Head Coach: John Madden

Result	Score	Attend
W	31-28	52,718
W	24-21	63,225*
W	14-13	45,426
L	17-48	59,837
W	27-17	52,546
W	17-10	63,532
W	18-14	53,751
W	19-6	53,805
W	28-27	57,359
W	21-10	53,795
W	26-7	65,990
W	49-16	53,249
W	35-20	54,037*
W	24-0	53,658

POSTSEASON (3-0)

W	24-21	54,037
W	24-7	53,821
W	32-14	103,424

1977 (11-3)
Head Coach: John Madden

Result	Score	Attend
W	24-0	52,960
W	16-7	50,398
W	37-28	63,393*
W	26-10	81,503
L	7-30	54,598
W	28-27	60,359
W	24-14	75,086
W	44-7	54,027
W	34-29	54,598
L	7-12	52,127
W	34-13	54,598*
W	14-20	71,039
W	35-13	54,598
W	21-20	54,499

POSTSEASON (1-1)

W	37-31 (2OT)	60,763
L	17-20	75,044

1978 (9-7)
Head Coach: John Madden

Result	Score	Attend
L	6-14	75,092
W	21-20	52,469
W	28-3	56,212
L	14-21	53,500*
W	25-19 (OT)	57,359
W	21-17	54,468
W	28-6	54,422
L	7-27	64,799
W	23-27	54,599
W	20-10	77,857
W	34-21	56,524*
W	29-17	54,422
L	16-17	55,000
L	6-21	54,616*
L	6-23	75,419
W	27-20	54,599

1979 (9-7)
Head Coach: Tom Flores

Result	Score	Attend
W	24-17	63,925
L	10-30	52,413
L	10-27	64,761
L	7-35	69,308
W	27-3	54,599
W	13-3	54,600*
W	50-19	54,446
W	19-28	60,372
W	45-22	54,583*
W	23-10	54,583
L	17-31	54,383
L	21-24	54,583
W	14-10	75,103
W	42-35	71,323*
W	19-14	54,583
L	24-29	54,538

1980 (11-5)
Head Coach: Tom Flores

Result	Score	Attend
W	27-14	57,055
L	24-30 (OT)	52,675
W	24-21	47,335
L	7-24	80,020
L	17-31	43,513
W	38-24	49,009
W	45-34	53,940*
W	33-14	51,141
W	16-10	48,473
W	28-17	46,070
W	19-17	64,771*
L	7-10	71,522
W	9-3	54,563
W	13-19	54,578
W	24-21	75,103
W	33-17	76,734

POSTSEASON (4-0)

W	27-7	54,539
W	14-12	79,473
W	34-27	52,675
W	27-10	75,500

1981 (7-9)
Head Coach: Tom Flores

Result	Score	Attend
L	7-9	75,123
W	36-10	48,446*
W	20-10	47,141
L	0-16	80,638
L	0-17	52,434
L	0-27	77,992
W	18-16	44,811
L	17-28	45,783
W	27-17	46,796
L	16-17	53,465
W	33-17	67,531
W	21-55	54,568
W	32-31	64,750
W	30-27	54,555*
L	6-23	45,825
L	10-23	52,975*

1982 (8-1)
Head Coach: Tom Flores

Result	Score	Attend
W	23-17	61,125
W	38-14	59,719
W	28-24	55,060*
L	17-31	59,446
W	28-23	52,250
W	21-16	37,043
W	37-31	65,776
W	27-10	54,107
W	41-34	52,664

POSTSEASON (1-1)

W	27-10	57,246
L	14-17	90,688

1983 (12-4)
Head Coach: Tom Flores

Result	Score	Attend
W	20-10	55,904
W	20-6	43,609
W	27-14	60,696*
W	22-7	75,103
L	35-37	55,045
W	21-20	46,596
L	36-38	64,880
W	40-38	65,070*
L	21-34	54,562
W	28-20	77,865
W	22-20	57,562
W	27-24	73,586
W	27-12	49,103
W	42-10	49,956*
L	24-34	43,869
W	30-14	64,779

POSTSEASON (3-0)

W	38-10	92,434
W	30-14	92,335
W	38-9	72,920



Tom Flores

1984 (11-5)
Head Coach: Tom Flores

	Result	Score	Attend
Sept. 2	at Houston	W 24-14	52,678
Sept. 9	Green Bay	W 28-7	54,057
Sept. 16	at Kansas City	W 22-20	77,260
Sept. 24	San Diego	W 33-30	80,674*
Sept. 30	at Denver	L 13-16	75,100
Oct. 7	Seattle	W 28-14	80,929
Oct. 14	Minnesota	W 23-20	54,323
Oct. 21	at San Diego	W 44-37	60,183
Oct. 28	Denver	L 19-22 (OT)	92,469
Nov. 4	at Chicago	L 6-17	65,790
Nov. 12	at Seattle	L 14-17	64,931*
Nov. 18	Kansas City	W 17-7	61,015
Nov. 25	Indianapolis	W 21-7	49,423
Dec. 2	at Miami	W 45-34	75,151
Dec. 10	at Detroit	W 24-3	70,742*
Dec. 16	Pittsburgh	L 7-13	87,291

POSTSEASON (0-1)
 Dec. 22 at Seattle (AFC Wild Card) L 7-13 64,910

1985 (12-4)
Head Coach: Tom Flores

	Result	Score	Attend
Sept. 8	N.Y. Jets	W 31-0	61,009
Sept. 12	at Kansas City	L 20-36	74,359*
Sept. 22	San Francisco	L 10-34	92,487
Sept. 29	at New England	W 35-20	60,793
Oct. 6	Kansas City	W 19-10	61,409
Oct. 13	New Orleans	W 23-13	56,269
Oct. 20	at Cleveland	W 21-20	79,833
Oct. 28	San Diego	W 34-21	72,022*
Nov. 3	at Seattle	L 3-33	64,924
Nov. 10	at San Diego	L 34-40 (OT)	60,142
Nov. 17	Cincinnati	W 13-6	59,012
Nov. 24	Denver	W 31-28 (OT)	79,039
Dec. 1	at Atlanta	W 34-24	44,712
Dec. 8	at Denver	W 17-14 (OT)	75,100
Dec. 15	Seattle	W 13-3	81,201
Dec. 23	at L.A. Rams	W 16-6	68,904*

POSTSEASON (0-1)
 Jan. 5 New England (AFC Divisional) L 20-27 89,289

1986 (8-8)
Head Coach: Tom Flores

	Result	Score	Attend
Sept. 7	at Denver	L 36-38	75,898
Sept. 14	at Washington	L 6-10	55,622
Sept. 21	N.Y. Giants	L 9-14	73,318
Sept. 28	San Diego	W 17-13	67,147
Oct. 5	at Kansas City	W 24-17	78,671
Oct. 12	Seattle	W 14-10	73,055
Oct. 19	at Miami	W 30-28	75,284
Oct. 26	at Houston	W 28-17	46,459
Nov. 2	Denver	L 10-21	92,496
Nov. 9	at Dallas	W 17-13	63,147
Nov. 16	Cleveland	W 27-14	70,030
Nov. 20	at San Diego	W 37-31 (OT)	60,692*
Nov. 30	Philadelphia	L 27-33 (OT)	60,117
Dec. 8	at Seattle	L 0-37	64,944*
Dec. 14	Kansas City	L 17-20	68,771
Dec. 21	Indianapolis	L 24-30	55,147

1987 (5-10)
Head Coach: Tom Flores

	Result	Score	Attend
Sept. 13	at Green Bay	W 20-0	56,999
Sept. 20	Detroit	W 27-7	52,105
Oct. 4	Kansas City	W 35-17	26,645
Oct. 12	at Denver	L 14-30	63,452*
Oct. 18	San Diego	L 17-23	34,807
Oct. 25	Seattle	L 13-35	59,010
Nov. 1	at New England	L 23-26	61,000
Nov. 8	at Minnesota	L 20-31	63,208
Nov. 15	at San Diego	L 14-16	61,970*
Nov. 22	Denver	L 17-23	68,116
Nov. 30	at Seattle	W 37-14	64,640*
Dec. 6	Buffalo	W 34-21	52,100
Dec. 13	at Kansas City	L 10-16	70,219
Dec. 20	Cleveland	L 17-24	51,019
Dec. 27	Chicago	L 3-6	86,011

1988 (7-9)
Head Coach: Mike Shanahan

	Result	Score	Attend
Sept. 4	San Diego	W 24-13	45,171
Sept. 11	at Houston	L 35-38	47,305
Sept. 18	L.A. Rams	L 17-22	86,027
Sept. 26	at Denver	W 30-27 (OT)	76,180*
Oct. 2	Cincinnati	L 21-45	45,584
Oct. 9	Miami	L 14-24	55,178
Oct. 16	at Kansas City	W 27-17	78,516
Oct. 23	at New Orleans	L 6-20	69,134
Oct. 30	Kansas City	W 17-10	44,032
Nov. 6	at San Diego	W 13-3	60,786*
Nov. 13	at San Francisco	W 9-3	64,523
Nov. 20	Atlanta	L 6-12	48,108
Nov. 28	at Seattle	L 27-35	64,627*
Dec. 4	Denver	W 21-20	69,201
Dec. 11	at Buffalo	L 21-37	80,217
Dec. 18	Seattle	L 37-43	66,540

1989 (8-8)
Head Coach: Shanahan/Shell

	Result	Score	Attend
Sept. 10	San Diego	W 40-14	43,086
Sept. 17	at Kansas City	L 19-24	77,649
Sept. 24	at Denver	L 21-31	76,055
Oct. 1	Seattle	L 20-24	48,002
Oct. 9	at N.Y. Jets	W 14-7	76,891*
Oct. 15	Kansas City	W 20-14	44,131
Oct. 22	at Philadelphia	L 7-10	66,883
Oct. 29	Washington	W 37-24	56,763
Nov. 5	Cincinnati	W 28-7	54,241
Nov. 12	at San Diego	L 12-14	62,257*
Nov. 19	at Houston	L 7-23	61,824
Nov. 26	New England	W 24-21	41,349
Dec. 3	Denver	W 16-13 (OT)	90,016
Dec. 10	Phoenix	W 16-14	46,053
Dec. 17	at Seattle	L 17-23	64,632*
Dec. 24	at N.Y. Giants	L 17-34	77,073

NOTE -- Shanahan served as head coach for first four games before Art Shell replaced him.

1990 (12-4)
Head Coach: Art Shell

	Result	Score	Attend
Sept. 9	Denver	W 14-9	55,684
Sept. 16	at Seattle	W 17-13	64,531
Sept. 23	Pittsburgh	W 20-3	51,063
Sept. 30	Chicago	W 24-10	81,237
Oct. 7	at Buffalo	L 24-38	80,332*
Oct. 14	Seattle	W 24-17	51,101
Oct. 21	at San Diego	W 24-9	62,565
Nov. 4	at Kansas City	L 7-9	77,937
Nov. 11	Green Bay	L 16-29	52,638
Nov. 19	at Miami	W 13-10	72,393*
Nov. 25	Kansas City	L 24-27	65,303
Dec. 2	at Denver	W 23-20	76,109
Dec. 10	at Detroit	W 38-31	80,066*
Dec. 16	Cincinnati	W 24-7	55,110
Dec. 22	at Minnesota	W 28-24	63,314
Dec. 30	San Diego	W 17-12	64,445

POSTSEASON (1-1)
 Jan. 13 Cincinnati (AFC Divisional) W 20-10 92,488
 Jan. 20 at Buffalo (AFC Championship) L 3-51 80,632



Art Shell

1991 (9-7)
Head Coach: Art Shell

	Result	Score	Attend
Sept. 1	at Houston	L 17-47	62,425
Sept. 8	Denver	W 16-13	50,812
Sept. 15	Indianapolis	W 16-0	42,008
Sept. 22	at Atlanta	L 17-21	59,241
Sept. 29	San Francisco	W 12-6	92,488
Oct. 6	San Diego	L 13-21	46,029
Oct. 13	at Seattle	W 23-20 (OT)	64,605*
Oct. 20	L.A. Rams	W 20-17	86,203
Oct. 28	at Kansas City	L 21-24	77,870*
Nov. 10	at Denver	W 17-16	76,087
Nov. 17	Seattle	W 31-7	50,302
Nov. 24	at Cincinnati	W 38-14	60,046
Dec. 1	at San Diego	W 9-7	61,610*
Dec. 8	Buffalo	L 27-30 (OT)	86,746
Dec. 16	at New Orleans	L 0-27	68,625*
Dec. 22	Kansas City	L 21-27	67,012

POSTSEASON (0-1)
 Dec. 28 at Kansas City (AFC Wild Card) L 6-10 77,191

1992 (7-9)
Head Coach: Art Shell

	Result	Score	Attend
Sept. 6	at Denver	L 13-17	75,758*
Sept. 13	at Cincinnati	L 21-24 (OT)	58,445
Sept. 20	Cleveland	L 16-28	48,537
Sept. 28	at Kansas City	L 7-27	77,622*
Oct. 4	N.Y. Giants	W 13-10	43,103
Oct. 11	Buffalo	W 20-3	53,017
Oct. 18	at Seattle	W 19-0	65,896
Oct. 25	Dallas	L 13-28	92,488
Nov. 8	at Philadelphia	L 10-31	66,726
Nov. 15	Seattle	W 20-3	58,564
Nov. 22	Denver	W 24-0	50,129
Nov. 29	at San Diego	L 3-27	62,350
Dec. 6	Kansas City	W 28-7	45,227
Dec. 14	at Miami	L 7-20	72,220*
Dec. 20	San Diego	L 14-36	40,430
Dec. 26	at Washington	W 21-20	56,454

1993 (10-6)
Head Coach: Art Shell

	Result	Score	Attend
Sept. 5	Minnesota	W 24-7	45,136
Sept. 12	at Seattle	W 17-13	65,639*
Sept. 19	Cleveland	L 16-19	49,101
Oct. 3	at Kansas City	L 9-24	78,263
Oct. 10	N.Y. Jets	W 24-20	42,156
Oct. 18	at Denver	W 23-20	75,937*
Oct. 31	San Diego	L 23-30	46,090
Nov. 7	at Chicago	W 16-14	66,950
Nov. 14	Kansas City	L 20-31	67,800
Nov. 21	at San Diego	W 12-7	63,059
Nov. 28	at Cincinnati	L 10-16	59,305
Dec. 5	at Buffalo	W 25-24	79,680
Dec. 12	Seattle	W 27-23	38,540
Dec. 19	Tampa Bay	W 27-20	42,453
Dec. 26	at Green Bay	L 0-28	59,507
Jan. 2	Denver	W 33-30 (OT)	67,800

POSTSEASON (1-1)
 Jan. 9 Denver (AFC Wild Card) W 42-24 67,800
 Jan. 15 at Buffalo (AFC Divisional) L 23-29 80,290

1994 (9-7)
Head Coach: Art Shell

	Result	Score	Attend
Sept. 5	at San Francisco	L 14-44	69,357*
Sept. 11	Seattle	L 9-38	48,040
Sept. 18	at Denver	W 48-16	75,959
Sept. 25	San Diego	L 24-26	56,037
Oct. 9	at New England	W 21-17	60,992
Oct. 16	at Miami	L 17-20 (OT)	74,207
Oct. 23	Atlanta	W 30-17	43,190
Oct. 30	Houston	W 17-14	43,221
Nov. 6	at Kansas City	L 3-13	79,450*
Nov. 13	at L.A. Rams	W 20-17	68,899
Nov. 20	New Orleans	W 24-19	43,080
Nov. 27	Pittsburgh	L 3-21	60,399
Dec. 5	at San Diego	W 24-17	63,604*
Dec. 11	Denver	W 23-13	60,146
Dec. 18	at Seattle	W 17-16	65,991*
Dec. 24	Kansas City	L 9-19	67,642

1995 (8-8)
Head Coach: Mike White

	Result	Score	Attend
Sept. 3	San Diego	W	17-7 50,323
Sept. 10	at Washington	W	20-8 56,454
Sept. 17	at Kansas City	L	17-23 (OT) 79,359
Sept. 24	Philadelphia	W	48-17 50,101
Oct. 1	at N.Y. Jets	W	47-10 77,716*
Oct. 8	Seattle	W	34-14 50,732
Oct. 16	at Denver	L	0-27 75,964*
Oct. 22	Indianapolis	W	30-17 54,444
Nov. 5	at Cincinnati	W	20-17 59,864
Nov. 12	at N.Y. Giants	W	17-13 78,005
Nov. 19	Dallas	L	21-34 54,444
Nov. 27	at San Diego	L	6-12 63,177*
Dec. 3	Kansas City	L	23-29 54,444
Dec. 10	Pittsburgh	L	10-29 54,444
Dec. 17	at Seattle	L	10-44 66,127*
Dec. 24	Denver	L	28-31 54,444

1998 (8-8)
Head Coach: Jon Gruden

	Result	Score	Attend
Sept. 6	at Kansas City	L	8-28 79,765*
Sept. 13	N.Y. Giants	W	20-17 40,545
Sept. 20	Denver	L	17-34 56,578
Sept. 27	at Dallas	W	13-12 63,544
Oct. 4	at Arizona	W	23-20 53,240
Oct. 11	San Diego	W	7-6 42,467
Oct. 25	Cincinnati	W	27-10 40,089
Nov. 1	at Seattle	W	31-18 66,246*
Nov. 8	at Baltimore	L	10-13 69,037
Nov. 15	Seattle	W	20-17 51,527
Nov. 22	at Denver	L	14-40 75,931
Nov. 29	Washington	L	19-29 41,409
Dec. 6	Miami	L	17-27 61,254
Dec. 13	at Buffalo	L	21-44 62,002
Dec. 20	at San Diego	W	17-10 60,716
Dec. 26	Kansas City	L	24-31 52,679

2000 (12-4)
Head Coach: Jon Gruden

	Result	Score	Attend
Sept. 3	San Diego	W	9-6 56,373
Sept. 10	at Indianapolis	W	38-31 56,769
Sept. 17	Denver	L	24-33 62,078
Sept. 24	Cleveland	W	36-10 45,702
Oct. 8	at San Francisco	W	34-28 (OT) 68,344
Oct. 15	at Kansas City	W	20-17 79,025
Oct. 22	Seattle	W	31-3 57,490
Oct. 29	at San Diego	W	15-13 66,659*
Nov. 5	Kansas City	W	49-31 62,428
Nov. 13	at Denver	L	24-27 75,951*
Nov. 19	at New Orleans	W	31-22 64,900
Nov. 26	Atlanta	W	41-14 55,175
Dec. 3	at Pittsburgh	L	20-21 55,811
Dec. 10	N.Y. Jets	W	31-7 62,632*
Dec. 16	at Seattle	L	24-27 68,681
Dec. 24	Carolina	W	52-9 60,637

2003 (4-12)
Head Coach: Bill Callahan

	Result	Score	Attend
Sept. 7	at Tennessee	L	20-25 68,809*
Sept. 14	Cincinnati	W	23-20 50,135
Sept. 22	at Denver	L	10-31 76,753*
Sept. 28	San Diego	W	34-31 (OT) 54,078
Oct. 5	at Chicago	L	21-24 61,099
Oct. 12	at Cleveland	L	7-13 73,318
Oct. 20	Kansas City	L	10-17 62,391*
Nov. 2	at Detroit	L	13-23 61,561
Nov. 9	N.Y. Jets	L	24-27 (OT) 51,909
Nov. 16	Minnesota	W	28-18 56,653
Nov. 23	at Kansas City	L	24-27 78,889
Nov. 30	Denver	L	8-22 57,201
Dec. 7	at Pittsburgh	L	7-27 53,079
Dec. 14	Baltimore	W	20-12 45,398
Dec. 22	Green Bay	L	7-41 62,298*
Dec. 28	at San Diego	L	14-21 62,222

1996 (7-9)
Head Coach: Mike White

	Result	Score	Attend
Sept. 1	at Baltimore	L	14-19 64,496
Sept. 8	at Kansas City	L	3-19 79,523
Sept. 15	Jacksonville	W	17-3 46,433
Sept. 22	San Diego	L	34-40 49,249
Sept. 29	at Chicago	L	17-19 66,944
Oct. 6	at N.Y. Jets	W	34-13 77,716
Oct. 13	Detroit	W	37-21 50,125
Oct. 21	at San Diego	W	23-14 62,583*
Nov. 4	Denver	L	21-22 61,656*
Nov. 10	at Tampa Bay	L	17-20 (OT) 46,300
Nov. 17	Minnesota	L	13-16 (OT) 47,175*
Nov. 24	at Seattle	W	27-21 55,057
Dec. 1	Miami	W	17-7 61,436
Dec. 9	Kansas City	W	26-7 61,587*
Dec. 15	at Denver	L	19-24 75,896
Dec. 22	Seattle	L	21-28 47,357

1999 (8-8)
Head Coach: Jon Gruden

	Result	Score	Attend
Sept. 12	at Green Bay	L	24-28 59,872
Sept. 19	at Minnesota	W	22-17 64,080
Sept. 26	Chicago	W	24-17 50,458
Oct. 3	at Seattle	L	21-22 66,400*
Oct. 10	Denver	L	13-16 55,704
Oct. 17	at Buffalo	W	20-14 71,113
Oct. 24	N.Y. Jets	W	24-23 47,326
Oct. 31	Miami	L	9-16 61,556
Nov. 14	San Diego	W	28-9 43,353
Nov. 22	at Denver	L	21-27 (OT) 70,012*
Nov. 28	Kansas City	L	34-37 48,632
Dec. 5	Seattle	W	30-21 44,716
Dec. 9	at Tennessee	L	14-21 66,357*
Dec. 19	Tampa Bay	W	45-0 46,395
Dec. 26	at San Diego	L	20-23 63,846
Jan. 2	at Kansas City	W	41-38 (OT) 79,026

POSTSEASON (1-1)
 Jan. 6 Miami (AFC Divisional) W 27-0 61,998
 Jan. 14 Baltimore (AFC Championship) L 3-16 62,784

2001 (10-6)
Head Coach: Jon Gruden

	Result	Score	Attend
Sept. 9	at Kansas City	W	27-24 78,844
Sept. 23	at Miami	L	15-18 73,404
Sept. 30	Seattle	W	38-14 54,629
Oct. 7	Dallas	W	28-21 61,535
Oct. 14	at Indianapolis	W	23-18 56,972*
Oct. 28	at Philadelphia	W	20-10 65,342
Nov. 5	Denver	W	38-28 62,637*
Nov. 11	at Seattle	L	27-34 67,231*
Nov. 18	San Diego	W	34-24 61,960
Nov. 25	at N.Y. Giants	W	28-10 78,756
Dec. 2	Arizona	L	31-34 (OT) 46,601
Dec. 9	Kansas City	W	28-26 60,784
Dec. 15	at San Diego	W	13-6 67,349*
Dec. 22	Tennessee	L	10-13 61,934*
Dec. 30	at Denver	L	17-23 75,582
Jan. 6	N.Y. Jets	L	22-24 62,011

2004 (5-11)
Head Coach: Norv Turner

	Result	Score	Attend
Sept. 12	at Pittsburgh	L	21-24 60,147
Sept. 19	Buffalo	W	13-10 53,610
Sept. 26	Tampa Bay	W	30-20 60,874*
Oct. 3	at Houston	L	17-30 70,741
Oct. 10	at Indianapolis	L	14-35 57,230
Oct. 17	Denver	L	3-31 62,507
Oct. 24	New Orleans	L	26-31 45,337
Oct. 31	at San Diego	L	14-42 66,210
Nov. 7	at Carolina	W	27-24 73,518
Nov. 21	San Diego	L	17-23 46,905
Nov. 28	at Denver	W	25-24 75,936*
Dec. 5	Kansas City	L	27-34 51,292
Dec. 12	at Atlanta	L	10-35 70,616
Dec. 19	Tennessee	W	40-35 44,299
Dec. 25	at Kansas City	L	30-31 77,289
Jan. 2	Jacksonville	L	6-13 41,112

POSTSEASON (1-1)
 Jan. 12 N.Y. Jets (AFC Wild Card) W 38-24 61,503
 Jan. 19 at New England (AFC Divisional) L 13-16 (OT) 60,292

2005 (4-12)
Head Coach: Norv Turner

	Result	Score	Attend
Sept. 8	at New England	L	20-30 68,756*
Sept. 18	Kansas City	L	17-23 62,273*
Sept. 25	at Philadelphia	L	20-23 67,735
Oct. 2	Dallas	W	19-13 62,400
Oct. 16	San Diego	L	14-27 52,666
Oct. 23	Buffalo	W	38-17 42,779
Oct. 30	at Tennessee	W	34-25 69,149
Nov. 6	at Kansas City	L	23-27 79,033
Nov. 13	Denver	L	17-31 62,779
Nov. 20	at Washington	W	16-13 90,129
Nov. 27	Miami	L	21-33 49,097
Dec. 4	at San Diego	L	10-34 66,436*
Dec. 11	at N.Y. Jets	L	10-26 77,561
Dec. 18	Cleveland	L	7-9 41,862
Dec. 24	at Denver	L	3-22 76,212
Dec. 31	N.Y. Giants	L	21-30 44,594*

2002 (11-5)
Head Coach: Bill Callahan

	Result	Score	Attend
Sept. 8	Seattle	W	31-17 53,260
Sept. 15	at Pittsburgh	W	30-17 62,260*
Sept. 29	Tennessee	W	52-25 58,719
Oct. 6	at Buffalo	W	49-31 73,038
Oct. 13	at St. Louis	L	13-28 66,070
Oct. 20	San Diego	L	21-27 (OT) 60,974
Oct. 27	at Kansas City	L	10-20 78,685
Nov. 3	San Francisco	L	20-23 (OT) 62,660
Nov. 11	at Denver	W	34-10 76,643*
Nov. 17	New England	W	27-20 62,552*
Nov. 24	at Arizona	W	41-20 58,814
Dec. 2	N.Y. Jets	W	26-20 62,257*
Dec. 8	at San Diego	W	27-7 67,968
Dec. 15	at Miami	L	17-23 73,572
Dec. 22	Denver	W	28-16 62,592
Dec. 28	Kansas City	W	24-0 62,078

POSTSEASON (2-1)
 Jan. 12 N.Y. Jets (AFC Divisional) W 30-10 62,207
 Jan. 19 Tennessee (AFC Championship) W 41-24 62,544
 Jan. 26 Tampa Bay (SB XXXVII at San Diego) L 21-48 67,603

1997 (4-12)
Head Coach: Joe Bugel

	Result	Score	Attend
Aug. 31	at Tennessee	L	21-24 (OT) 30,171
Sept. 8	Kansas City	L	27-28 61,523*
Sept. 14	at Atlanta	W	36-31 47,922
Sept. 21	at N.Y. Jets	L	22-23 77,716
Sept. 28	St. Louis	W	35-17 42,506
Oct. 5	San Diego	L	10-25 43,648
Oct. 19	Denver	W	28-25 57,006
Oct. 26	at Seattle	L	34-45 66,624
Nov. 2	at Carolina	L	14-38 71,064
Nov. 9	New Orleans	L	10-13 40,091
Nov. 16	at San Diego	W	38-13 65,714*
Nov. 24	at Denver	L	3-31 75,953*
Nov. 30	Miami	L	16-34 50,569
Dec. 7	at Kansas City	L	0-30 79,818
Dec. 14	Seattle	L	21-22 40,124
Dec. 21	Jacksonville	L	9-20 40,032

2018 (4-12)			
Head Coach: Jon Gruden			
	Result	Score	Attend
Sept. 10	L	13-33	53,857*
Sept. 16	L	19-20	76,696
Sept. 24	L	20-28	65,667
Sept. 30	W	45-42 (OT)	53,387
Oct. 7	L	10-26	25,362
Oct. 14	L	3-27	84,922
Oct. 28	L	28-42	54,372
Nov. 1	L	3-34	69,592*
Nov. 11	L	6-20	54,750
Nov. 18	W	23-21	62,435
Nov. 25	L	17-34	70,035
Dec. 2	L	33-40	54,255
Dec. 9	W	24-21	53,960
Dec. 16	L	16-30	44,568
Dec. 24	W	27-14	53,850*
Dec. 30	L	3-35	77,550

2019 (7-9)			
Head Coach: Jon Gruden			
	Result	Score	Attend
Sept. 9	W	24-16	52,359*
Sept. 15	L	10-28	52,748
Sept. 22	L	14-34	66,738
Sept. 29	W	31-24	62,259
Oct. 6	W	24-21	60,463
Oct. 20	L	24-42	78,160
Oct. 27	L	24-27	71,893
Nov. 3	W	31-24	53,318
Nov. 7	W	26-24	51,954*
Nov. 17	W	17-10	51,921
Nov. 24	L	3-34	78,523
Dec. 1	L	9-40	73,548
Dec. 8	L	21-42	52,760
Dec. 15	L	16-20	52,788
Dec. 22	W	24-17	25,380
Dec. 29	L	15-16	76,334

2020 (8-8)			
Head Coach: Jon Gruden			
	Result	Score	Attend
Sept. 13	W	34-30	0
Sept. 21	W	34-24	0*
Sept. 27	L	20-36	0
Oct. 4	L	23-30	0
Oct. 11	W	40-32	13,311
Oct. 25	L	20-45	0
Nov. 1	W	16-6	11,759
Nov. 8	W	31-26	0
Nov. 15	W	37-12	0
Nov. 22	L	31-35	0*
Nov. 29	L	3-43	9,124
Dec. 6	W	31-28	0
Dec. 13	L	27-44	0
Dec. 17	L	27-30	0*
Dec. 26	L	25-26	0*
Jan. 3	W	32-31	0

2021 (10-7)			
Head Coach: Jon Gruden/Rich Bisaccia			
	Result	Score	Attend
Sept. 13	W	33-27 (OT)	61,576
Sept. 19	W	26-17	63,707
Sept. 26	W	31-28 (OT)	59,311
Oct. 4	L	14-28	70,240
Oct. 10	L	9-20	59,122
Oct. 17	W	34-24	76,854
Oct. 24	W	33-22	62,000
Nov. 7	L	16-23	74,512
Nov. 14	L	14-41	62,125
Nov. 21	L	13-32	61,712
Nov. 25	W	36-33 (OT)	93,483
Dec. 5	L	15-17	61,607
Dec. 12	L	9-48	73,278
Dec. 20	W	16-14	67,431
Dec. 26	W	17-13	60,972
Jan. 2	W	23-20	65,985
Jan. 9	W	35-32 (OT)	62,068

POSTSEASON (0-1)
 Jan. 15 at Cincinnati (AFC Wild Card) L 19-26 66,277
NOTE -- Gruden served as head coach for first five games before Rich Bisaccia replaced him.

RAIDERS VS. ARIZONA	
Raiders lead series, 6-4	
1973	Oak. 17, at StLC. 10
1983	StLC. 34, at LARai. 24
1989	at LARai. 16, PhoC. 14
1998	Oak. 23, at Ari. 20
2001	Ari. 34, at Oak. 31 (OT)
2002	Oak. 41, at Ari. 20
2006	at Oak. 22, Ari. 9
2010	at Ari. 24, Oak. 23
2014	Ari. 24, at Oak. 13
2018	Oak. 23, at Ari. 21

RAIDERS VS. ATLANTA	
Atlanta leads series, 8-7	
1971	at Atl. 24, Oak. 13
1975	at Oak. 37, Atl. 34 (OT)
1979	at Oak. 50, Atl. 19
1982	LARai. 38, at Atl. 14
1985	LARai. 34, at Atl. 24
1988	Atl. 12, at LARai. 6
1991	at Atl. 21, LARai. 17
1994	at LARai. 30, Atl. 17
1997	Oak. 36, at Atl. 31
2000	at Oak. 41, Atl. 14
2004	at Atl. 35, Oak. 10
2008	Atl. 24, at Oak. 0
2012	at Atl. 23, Oak. 20
2016	Atl. 35, at Oak. 28
2020	at Atl. 43, LV 6

RAIDERS VS. BALTIMORE	
Baltimore leads series, 8-4	
1996	at Bal. 19, Oak. 14
1998	at Bal. 13, Oak. 10
2003	at Oak. 20, Bal. 12
2006	at Bal. 28, Oak. 6
2008	at Bal. 29, Oak. 10
2009	Bal. 21, at Oak. 13
2012	at Bal. 55, Oak. 20
2015	at Oak. 37, Bal. 33
2016	Oak. 28, at Bal. 27
2017	Bal. 30, at Oak. 17
2018	at Bal. 34, Oak. 17
2021	at LV 33, Bal. 27

RAIDERS VS. BUFFALO	
Raiders lead series, 21-19	
1960	at Buf. 38, Oak. 9
	at Oak. 20, Buf. 7
1961	Oak. 31, at Buf. 22
	Buf. 26, at Oak. 21
1962	at Buf. 14, Oak. 6
	Buf. 10, at Oak. 6
1963	at Oak. 35, Buf. 17
	at Buf. 12, Oak. 0
1964	at Buf. 23, Oak. 20
	at Oak. 16, Buf. 13
1965	at Buf. 17, Oak. 12
	Buf. 17, at Oak. 14
1966	Buf. 31, at Oak. 10
1967	Oak. 24, at Buf. 20
	at Oak. 28, Buf. 21
	Oak. 48, at Buf. 6
	at Oak. 13, Buf. 10
	at Oak. 50, Buf. 21
	at Oak. 28, Buf. 16
1974	at Buf. 21, Oak. 20
	at Oak. 34, Buf. 13
1977	at Buf. 24, Oak. 7
1980	LARai. 27, at Buf. 24
1983	at LARai. 31, Oak. 21
1987	at Buf. 37, LARai. 21
1988	at Buf. 38, LARai. 24
1990	Buf. 30, at LARai. 27 (OT)
1991	at LARai. 20, Buf. 3
1992	LARai. 25, at Buf. 24
1993	at Buf. 44, Oak. 21
1998	Oak. 20, at Buf. 14
1999	Oak. 49, at Buf. 31
2002	at Oak. 13, Buf. 10
2004	at Oak. 38, Buf. 17
2005	at Buf. 24, Oak. 23
2008	at Buf. 38, Oak. 35
2011	at Oak. 26, Buf. 24
2014	at Oak. 38, Buf. 24
2016	at Buf. 34, Oak. 14
2017	Buf. 30, at LV 23
2020	

RAIDERS VS. CAROLINA	
Carolina leads series, 4-3	
1997	at Car. 38, Oak. 14
2000	at Oak. 52, Car. 9
2004	Oak. 27, at Car. 24
2008	Car. 17, at Oak. 6
2012	at Car. 17, Oak. 6
2016	at Oak. 35, Car. 32
2020	LV 34, at Car. 30

RAIDERS VS. CHICAGO	
Raiders lead, 8-8	
1972	at Oak. 28, Chi. 21
1976	Oak. 28, at Chi. 27
1978	Oak. 25, at Chi. 19 (OT)
1981	Chi. 23, at Oak. 6
1984	at Chi. 17, LARai. 6
1987	Chi. 6, at LARai. 3
1990	at LARai. 24, Chi. 10
1993	LARai. 16, at Chi. 14
1996	at Chi. 19, Oak. 17
1999	at Oak. 24, Chi. 17
2003	at Chi. 24, Oak. 21
2007	Chi. 17, at Oak. 6
2011	at Oak. 25, Chi. 20
2015	at Chi. 22, Oak. 20
2019	at Oak. 24, Chi. 21 (London)
2021	Chi. 20, at LV 9

RAIDERS VS. CINCINNATI	
Raiders lead series, 19-12	
1968	at Oak. 31, Cin. 10
	Oak. 34, at Cin. 0
1969	at Cin. 31, Oak. 17
	at Oak. 37, Cin. 17
1970	at Cin. 31, Oak. 21
1971	at Oak. 31, Cin. 27
1972	Oak. 20, at Cin. 14
1974	at Oak. 30, Cin. 27
1975	at Cin. 14, Oak. 10
1976	at Oak. 35, Cin. 20
1978	Oak. 34, at Cin. 21
1980	at Oak. 28, Cin. 17
1982	at Cin. 31, LARai. 17
1983	LARai. 20, at Cin. 10
1985	at LARai. 13, Cin. 6
1988	Cin. 45, at LARai. 21
1989	at LARai. 28, Cin. 7
1990	at LARai. 24, Cin. 7
1991	LARai. 38, at Cin. 14
1992	at Cin. 24, LARai. 21 (OT)
1993	at Cin. 16, LARai. 10
1995	Oak. 20, at Cin. 17
1998	at Oak. 27, Cin. 10
2003	at Oak. 23, Cin. 20
2006	at Cin. 27, Oak. 10
2009	at Oak. 20, Cin. 17
2012	at Cin. 34, Oak. 10
2015	Cin. 33, at Oak. 13
2018	at Cin. 30, Oak. 16
2019	at Oak. 17, Cin. 10
2021	Cin. 32, at LV 13

RAIDERS VS. CLEVELAND	
Raiders lead series, 15-10	
1970	at Oak. 23, Cle. 20
1971	Oak. 34, at Cle. 20
1973	Cle. 7, at Oak. 3
1974	Oak. 40, at Cle. 24
1975	at Oak. 38, Cle. 17
1977	Oak. 26, at Cle. 10
1979	at Oak. 19, Cle. 14
1985	LARai. 21, at Cle. 20
1986	at LARai. 27, Cle. 14
1987	Cle. 24, at LARai. 17
1992	Cle. 28, at LARai. 16
1993	Cle. 19, at LARai. 16
2000	at Oak. 36, Cle. 10
2003	at Cle. 13, Oak. 7
2005	Cle. 9, at Oak. 7
2006	Cle. 24, at Oak. 21
2007	at Oak. 26, Cle. 24
2009	at Cle. 23, Oak. 9
2011	at Oak. 24, Cle. 17
2012	Cle. 20, at Oak. 17
2014	at Cle. 23, Oak. 13
2015	Oak. 27, at Cle. 20
2018	at Oak. 45, Cle. 42 (OT)
2020	LV 16, at Cle. 6
2021	LV 16, at Cle. 14



K Daniel Carlson - 2018, Raiders 23 at Arizona 21

RAIDERS VS. LOS ANGELES RAMS

Raiders lead series, 8-6

1972 at Oak. 45, LARm. 17
 1977 at LARm. 20, Oak. 14
 1979 Oak. 24, at LARm. 17
 1982 at LARai. 37, LARm. 31
 1985 LARai. 16, at LARm. 6
 1988 LARm. 22, at LARai. 17
 1991 at LARai. 20, LARm. 17
 1994 LARai. 20, at LARm. 17
 1997 at Oak. 35, StLR. 17
 2002 at StLR. 28, Oak. 13
 2006 StLR. 20, at Oak. 0
 2010 at Oak. 16, StLR. 14
 2014 at StLR. 52, Oak. 0
 2018 LARm. 33, at Oak. 13

*Franchise in St. Louis from 1995-2015

RAIDERS VS. MIAMI

Miami leads series, 18-18-1

1966 Oak. 23, at Mia. 14
 at Oak. 21, Mia. 10
 at Oak. 31, Mia. 17
 1967 Oak. 47, at Mia. 21
 1968 at Oak. 20, Mia. 17
 1969 Oak. 20, at Mia. 20
 at Mia. 20, Oak. 13
 1970 at Oak. 12, Mia. 7 (Berkeley)
 1975 Oak. 31, at Mia. 21
 1978 at Mia. 23, Oak. 6
 1979 at Oak. 13, Mia. 3
 1980 at Oak. 16, Mia. 10
 1981 Oak. 33, at Mia. 17
 1983 at LARai. 27, Mia. 14
 1984 LARai. 45, at Mia. 34
 1986 LARai. 30, at Mia. 28
 1988 Mia. 24, at LARai. 14
 1990 LARai. 13, at Mia. 10
 1992 at Mia. 20, LARai. 7
 1994 at Mia. 20, LARai. 17 (OT)
 1996 at Oak. 17, Mia. 7
 1997 Mia. 34, at Oak. 16
 1998 Mia. 27, at Oak. 17
 1999 Mia. 16, at Oak. 9
 2001 at Mia. 18, Oak. 15
 2002 at Mia. 23, Oak. 17
 2005 Mia. 33, at Oak. 21
 2007 Oak. 35, at Mia. 17
 2008 at Mia. 17, Oak. 15
 2010 Mia. 33, at Oak. 17
 2011 at Mia. 34, Oak. 14
 2012 at Mia. 35, Oak. 13
 2014 Mia. 38, at Oak. 14 (London)
 2017 Oak. 27, at Mia. 24
 2018 at Mia. 28, Oak. 20
 2020 Mia. 26, LV 25
 2021 at LV 31, Mia. 28 (OT)



QB Derek Carr - 2020, Raiders 34 vs. New Orleans 24

RAIDERS VS. MINNESOTA

Raiders lead series, 9-6

1973 at Min. 24, Oak. 16
 1977 at Oak. 35, Min. 13
 1978 at Oak. 27, Min. 20
 1981 Oak. 36, at Min. 10
 1984 at LARai. 23, Min. 20
 1987 at Min. 31, LARai. 20
 1990 LARai. 28, at Min. 24
 1993 at LARai. 24, Min. 7
 1996 Min. 16, at Oak. 13 (OT)
 1999 Oak. 22, at Min. 17
 2003 at Oak. 28, Min. 18
 2007 at Min. 29, Oak. 22
 2011 Oak. 27, at Min. 21
 2015 Min. 30, at Oak. 14
 2019 at Min. 34, Oak. 14

RAIDERS VS. NEW ENGLAND

New England leads series, 18-14-1

1960 at Oak. 27, BosP. 14
 at BosP. 34, Oak. 28
 1961 at BosP. 20, Oak. 17
 BosP. 35, at Oak. 21
 1962 at BosP. 26, Oak. 16
 at Oak. 20, BosP. 0
 1963 BosP. 20, at Oak. 14
 at BosP. 20, Oak. 14
 1964 BosP. 17, at Oak. 14
 Oak. 43, at BosP. 43
 Oak. 24, at BosP. 10
 at Oak. 30, BosP. 21
 at BosP. 24, Oak. 21
 1966 at Oak. 35, BosP. 7
 Oak. 48, at BosP. 14
 at Oak. 41, BosP. 10
 1968 Oak. 38, at BosP. 23
 1969 at NE 20, Oak. 6
 1971 at Oak. 41, NE 26
 1974 at Oak. 17, Oak. 7
 1976 at NE 48, Oak. 17
 1978 NE 21, at Oak. 14
 1981 at Oak. 27, NE 17
 1985 LARai. 35, at NE 20
 1987 at NE 26, LARai. 23
 1989 at LARai. 24, NE 21
 1994 LARai. 21, at NE 17
 2002 at Oak. 27, NE 20
 2005 at NE 30, Oak. 20
 2008 NE 49, at Oak. 26
 2011 NE 31, at Oak. 19
 2014 at NE 16, Oak. 9
 2017 NE 33, at Oak. 8 (Mexico City)
 2020 at NE 36, LV 20

*Franchise known as Boston Patriots prior to 1971.

RAIDERS VS. NEW ORLEANS

Raiders lead series, 7-6-1

1971 Oak. 21, at NO 21
 1975 at Oak. 48, NO 10
 1979 Oak. 42, at NO 35
 1985 at LARai. 23, NO 13
 1988 at NO 20, LARai. 6
 1991 at NO 27, LARai. 0
 1994 at LARai. 24, NO 19
 1997 NO 13, at Oak. 10
 2000 Oak. 31, at NO 22
 2004 NO 31, at Oak. 26
 2008 at NO 34, Oak. 3
 2012 NO 38, at Oak. 17
 2016 Oak. 35, at NO 34
 2020 at LV 34, NO 24

RAIDERS VS. NEW YORK GIANTS

Raiders lead series, 8-6

1973 at Oak. 42, NYG 0
 1980 Oak. 33, at NYG 17
 1983 at LARai. 27, NYG 12
 1986 NYG 14, at LARai. 9
 1989 at NYG 34, LARai. 17
 1992 at LARai. 13, NYG 10
 1995 Oak. 17, at NYG 13
 1998 at Oak. 20, NYG 17
 2001 Oak. 28, at NYG 10
 2005 NYG 30, at Oak. 21
 2009 at NYG 44, Oak. 7
 2013 at NYG 24, Oak. 0
 2017 at Oak. 24, NYG 17
 2021 at NYG 23, LV 16

RAIDERS VS. NEW YORK JETS

Raiders lead series, 24-18-2

1960 Oak. 28, at NYJ 27
 NYJ 31, at Oak. 28
 1961 NYJ 14, at Oak. 6
 at NYJ 23, Oak. 12
 1962 NYJ 28, at Oak. 17
 at NYJ 31, Oak. 21
 1963 at NYJ 10, Oak. 7
 at Oak. 49, NYJ 26
 1964 at NYJ 35, Oak. 13
 at Oak. 35, NYJ 26
 Oak. 24, at NYJ 24
 at Oak. 24, NYJ 14
 1965 Oak. 24, at NYJ 21
 at Oak. 28, NYJ 28
 at NYJ 27, Oak. 14
 at Oak. 38, NYJ 29
 at Oak. 43, NYJ 32
 Oak. 27, at NYJ 14
 1970 Oak. 14, at NYJ 13
 at Oak. 24, NYJ 16
 Oak. 28, at NYJ 27
 at NYJ 28, Oak. 19
 1979 at LARai. 31, NYJ 0
 1985 LARai. 14, at NYJ 7
 1989 at LARai. 24, NYJ 20
 1993 Oak. 47, at NYJ 10
 1995 Oak. 34, at NYJ 13
 1996 at NYJ 23, Oak. 22
 1997 at Oak. 24, NYJ 23
 1999 at Oak. 31, NYJ 7
 2000 NYJ 24, at Oak. 22
 2001 at Oak. 26, NYJ 20
 2002 NYJ 27, at Oak. 24 (OT)
 2003 at NYJ 26, Oak. 10
 2005 at NYJ 23, Oak. 3
 2006 at Oak. 16, NYJ 13 (OT)
 2008 NYJ 38, at Oak. 0
 2009 at Oak. 34, NYJ 24
 2011 at NYJ 37, Oak. 27
 2013 at NYJ 19, Oak. 14
 2014 at Oak. 34, NYJ 20
 2015 at Oak. 45, NYJ 20
 2017 at NYJ 34, Oak. 3
 2019 LV 31, at NYJ 28
 2020

*Franchise known as New York Titans prior to 1963.



TE Foster Moreau - 2021, Raiders 26 at Pittsburgh 17

RAIDERS VS. PHILADELPHIA

Philadelphia leads series, 7-6

1971 at Oak. 34, Phi. 10
 1976 Oak. 26, at Phi. 7
 1980 at Phi. 10, Oak. 7
 1986 Phi. 33, at LARai. 27 (OT)
 1989 at Phi. 10, LARai. 7
 1992 at Phi. 31, LARai. 10
 1995 at Oak. 48, Phi. 17
 2001 Oak. 20, at Phi. 10
 2005 at Phi. 23, Oak. 20
 2009 at Oak. 13, Phi. 9
 2013 Phi. 49, at Oak. 20
 2017 at Phi. 19, Oak. 10
 2021 at LV 33, Phi. 22

RAIDERS VS. PITTSBURGH

Raiders lead series, 14-10

1970 at Oak. 31, Pit. 14
 1972 at Pit. 34, Oak. 28
 1973 Pit. 17, at Oak. 9
 1974 Oak. 17, at Pit. 0
 1976 at Oak. 31, Pit. 28
 1977 Oak. 16, at Pit. 7
 1980 Oak. 45, at Pit. 34
 1981 at Oak. 30, Pit. 27
 1984 Pit. 13, at LARai. 7
 1990 at LARai. 20, Pit. 3
 1994 Pit. 21, at LARai. 3
 1995 Pit. 29, at Oak. 10
 2000 at Pit. 21, Oak. 20
 2002 Oak. 30, at Pit. 17
 2003 at Pit. 27, Oak. 7
 2004 at Pit. 24, Oak. 21
 2006 at Oak. 20, Pit. 13
 2009 Oak. 27, at Pit. 24
 2010 at Pit. 35, Oak. 3
 2012 at Oak. 34, Pit. 31
 2013 at Oak. 21, Pit. 18
 2015 at Pit. 38, Oak. 35
 2018 at Oak. 24, Pit. 21
 2021 LV 26, at Pit. 17

RAIDERS VS. SAN FRANCISCO

Series tied, 7-7

1970 SF 38, at Oak. 7
 1974 Oak. 35, at SF 24
 1979 at Oak. 23, SF 10
 1982 LARai. 23, at SF 17
 1985 SF 34, at LARai. 10
 1988 LARai. 9, at SF 3
 1991 at LARai. 12, SF 6
 1994 at SF 44, LARai. 14
 2000 Oak. 34, at SF 28 (OT)
 2002 SF 23, at Oak. 20 (OT)
 2006 at SF 34, Oak. 20
 2010 at SF 17, Oak. 9
 2014 at Oak. 24, SF 13
 2018 at SF 34, Oak. 3

RAIDERS VS. SEATTLE

Raiders lead series, 28-25

1977 at Oak. 44, Sea. 7
 1978 at Sea. 27, Oak. 7
 Sea. 17, at Oak. 16
 at Sea. 27, Oak. 10
 1979 Sea. 29, at Oak. 24
 at Oak. 33, Sea. 14
 1980 Oak. 19, at Sea. 17
 at Oak. 20, Sea. 10
 1981 Oak. 32, at Sea. 31
 1982 at LARai. 28, Sea. 23
 1983 at Sea. 38, LARai. 36
 Sea. 34, at LARai. 21
 at LARai. 28, Sea. 14
 at Sea. 17, LARai. 14
 at Sea. 33, LARai. 3
 1985 at LARai. 13, Sea. 3
 at LARai. 14, Sea. 10
 1986 at LARai. 14, Sea. 10
 at LARai. 20, Hou. 6
 1987 Sea. 35, at LARai. 13
 LARai. 37, at Sea. 14
 1988 at Sea. 35, LARai. 27
 Sea. 43, at LARai. 37
 1989 Sea. 24, at LARai. 20
 at Sea. 23, LARai. 17
 1990 LARai. 17, at Sea. 13
 at LARai. 24, Sea. 17
 1991 LARai. 23, at Sea. 20 (OT)
 at LARai. 31, Sea. 7
 LARai. 19, at Sea. 0
 1992 at LARai. 20, Sea. 3
 LARai. 17, at Sea. 13
 1993 at LARai. 27, Sea. 23
 Sea. 38, at LARai. 9
 1994 LARai. 17, at Sea. 16
 at Oak. 34, Sea. 14
 at Sea. 44, Oak. 10
 1995 Oak. 27, at Sea. 21
 Sea. 28, at Oak. 21
 at Sea. 45, Oak. 34
 1996 Sea. 22, at Oak. 21
 Oak. 31, at Sea. 18
 at Oak. 20, Sea. 17
 1999 at Oak. 30, Oak. 21
 at Oak. 30, Sea. 21
 2000 at Oak. 31, Sea. 3
 at Sea. 27, Oak. 24
 2001 at Oak. 38, Sea. 14
 at Sea. 34, Oak. 27
 2002 at Oak. 31, Sea. 17
 2006 at Sea. 16, Oak. 0
 2010 at Oak. 33, Sea. 3
 2014 at Sea. 30, Oak. 24
 2018 Sea. 27, at Oak. 3 (London)

RAIDERS VS. TAMPA BAY

Raiders lead series, 7-3

1976 at Oak. 49, TB 16
 1981 at Oak. 18, TB 16
 1993 at LARai. 27, TB 20
 1996 at TB 20, Oak. 17 (OT)
 1999 at Oak. 45, TB 0
 2004 at Oak. 30, TB 20
 2008 Oak. 31, at TB 24
 2012 TB 42, at Oak. 32
 2016 Oak. 30, at TB 24 (OT)
 2020 TB 45, LV 20

RAIDERS VS. TENNESSEE

Raiders lead series, 26-21

1960 Hou. 37, at Oak. 22
 Oak. 14, at Hou. 13
 at Hou. 55, Oak. 0
 1961 Hou. 47, at Oak. 16
 Hou. 28, at Oak. 20
 at Hou. 32, Oak. 17
 1962 Oak. 24, at Hou. 13
 at Oak. 52, Hou. 49
 1964 Hou. 42, Oak. 28
 at Oak. 20, Hou. 10
 1965 at Oak. 21, Hou. 17
 Oak. 33, at Hou. 21
 at Hou. 31, Oak. 0
 at Oak. 38, Hou. 23
 1967 Oak. 19, at Hou. 7
 1968 Oak. 24, at Hou. 15
 1969 at Oak. 21, Hou. 17
 1971 at Oak. 41, Hou. 21
 1972 Oak. 34, at Hou. 0
 1973 Oak. 17, at Hou. 6
 1975 Hou. 27, at Oak. 26
 1976 Oak. 14, at Hou. 13
 1977 at Oak. 34, Hou. 29
 1978 at Oak. 21, Hou. 17
 1979 at Hou. 31, Oak. 17
 1981 at Hou. 17, Oak. 16
 1983 at LARai. 20, Hou. 6
 1984 LARai. 24, at Hou. 14
 1986 LARai. 28, at Hou. 17
 1988 at Hou. 38, LARai. 35
 1989 at Hou. 23, LARai. 7
 1991 at Hou. 47, LARai. 17
 1994 at LARai. 17, Hou. 14
 1997 at Ten. 24, Oak. 21(OT)
 1999 at Ten. 21, Oak. 14
 2001 Ten. 13, at Oak. 10
 2002 at Oak. 52, Ten. 25
 2003 at Ten. 25, Oak. 20
 2004 at Oak. 40, Ten. 35
 2005 Oak. 34, at Ten. 25
 2007 at Ten. 13, Oak. 9
 2010 at Ten. 38, Oak. 13
 2013 Ten. 23, at Oak. 19
 2015 Oak. 24, at Ten. 21
 2016 Oak. 17, at Ten. 10
 2017 Oak. 26, at Ten. 16
 2019 Ten. 42, at Oak. 21

*Franchise known as Houston Oilers prior to 1997; known as Tennessee Oilers prior to 1998.

RAIDERS VS. WASHINGTON

Raiders lead series, 7-7

1970 at Oak. 34, Was. 20
 1975 Oak. 26, at Was. 23 (OT)
 1980 at Oak. 24, Was. 21
 1983 at Was. 37, LARai. 35
 1986 at Was. 10, LARai. 6
 1989 at LARai. 37, Was. 24
 1992 LARai. 21, at Was. 20
 1995 Oak. 20, at Was. 8
 1998 Was. 29, at Oak. 19
 2005 Oak. 16, at Was. 13
 2009 Was. 34, at Oak. 13
 2013 Was. 24, at Oak. 14
 2017 at Was. 27, Oak. 10
 2021 Was. 17, at LV 15

CHAMPIONSHIPS

- League championships**
- 4 American Football League: 1967
National Football League: 1976, 1980, 1983
- Conference championships**
- 4 AFC: 1976, 1980, 1983, 2002
- Times finishing first, regular season**
- 15 AFL West: 1967, 1969
AFC West: 1970, 1972, 1973, 1974, 1975, 1976, 1983, 1985, 1990, 2000, 2001, 2002
AFC: 1982
- Consecutive times finishing first, regular season**
- 5 1972-76 (AFC West)
- 3 2000-02 (AFC West)
- 2 1969-70 (AFL West, AFC West)
1982-83 (AFC, AFC West)

GAMES WON

- Most consecutive games won**
- 14 Oct. 15, 1967 — Oct. 6, 1968
Oct. 10, 1976 — Oct. 9, 1977
- 11 Oct. 27, 1968 — Sept. 28, 1969
- 9 Sept. 22-Nov. 17, 1974
Dec. 5, 1982 — Sept. 25, 1983
- 8 Oct. 20-Dec. 22, 1963
- Most consecutive games won, season**
- 10 Oct. 15-Dec. 24, 1967
Oct. 10-Dec. 12, 1976
Sept. 22-Nov. 17, 1974
- 8 Oct. 20-Dec. 22, 1963
Oct. 27-Dec. 15, 1968
- 7 Oct. 26-Dec. 8, 1975
- Most consecutive games without defeat**
- 15 Oct. 27, 1968 — Oct. 26, 1969
- 14 Oct. 15, 1967 — Oct. 6, 1968
Oct. 10, 1976 — Oct. 9, 1977
- 9 Sept. 22-Nov. 17, 1974
Dec. 5, 1982 — Sept. 25, 1983
- Most games won, regular season**
- 13 1967
1976
- 12 1968
1969
1974
1983
1985
1990
2000
2016
- Most consecutive games won, start of season**
- 4 1968
1977
1983
1984
1984
1990
2002
- Most consecutive games won, end of season**
- 10 1967
1976
- 8 1963
1968
- 6 1969
1972
1985
- Most consecutive games without defeat, season**
- 10 Oct. 15-Dec. 24, 1967
Oct. 10-Dec. 12, 1976
Sept. 22-Nov. 17, 1974
- 8 Oct. 20-Dec. 22, 1963
Oct. 27-Dec. 15, 1968
- 7 Oct. 26-Dec. 8, 1975
Oct. 11-Nov. 22, 1970

Most consecutive games without defeat, start of season

- 7 1969
- 4 1968
1977
1983
1984
1990
2002

Most consecutive games without defeat, end of season

- 10 1967
1976
- 8 1963
1968
- 6 1969
1972
1985

Most consecutive home games won

- 18 1968-70
- 10 1989-90
2000-01
- 9 1966-68
1975-77
- 7 1973-74
1974-75
1982-83



Super Bowl XV

Most consecutive home games won, Las Vegas

- 2 2021

Most consecutive home games won, Oakland

- 18 1968-70
- 10 2000-01
- 9 1966-68
1975-77
- 7 1973-74
1974-75

Most consecutive home games won, Los Angeles

- 10 1989-90
- 7 1982-83
- 6 1985
1983-84
1990-91

Most consecutive home games without defeat

- 18 1968-70
- 10 1966-68
1989-90
- 9 2000-01
1975-77
- 8 1972-73

Most consecutive road games won

- 9 1967-68
1974-75
1976-77
- 6 1983-84
- 5 1986
2000
2016

Most consecutive road games without defeat

- 9 1967-68
1974-75
1976-77
- 7 1968-69
- 6 1983-84
- 5 1973
1986
2000
2016

Most shutouts won or tied, season

- 2 1975
1992

GAMES LOST

Most consecutive games lost

- 19 1961-62
- 16 2013-14
- 11 2005-06
2006-07
- 8 1995-96
- 7 1987
1991-92

Most consecutive games without victory

- 19 1961-62
- 16 2013-14
- 11 2005-06
2006-07
- 8 1995-96
- 7 1987
1991-92

Most games lost, regular season

- 14 2006
- 13 1962
2014
- 12 Nine times; last: 2018

Most consecutive games lost, start of season

- 13 1962
- 10 2014
- 5 1964
2006
- 4 1992

Most consecutive games lost, end of season

- 9 2006
- 6 1961
1995
2005
2013
- 5 1997

Most consecutive games without a victory, season

- 13 1962
- 10 2014
- 9 2006
- 7 1987
- 6 Seven times; last: 2013

Most consecutive games without a victory, start of season

- 13 1962
- 10 2014
- 6 1964
5 2006
- 4 1992

Most consecutive games without a victory, end of season

- 9 2006
- 6 1961
1995
2005
2013

Most consecutive home games lost

- 11 1961-62
- 9 2013-14
- 6 2005-06
5 2006-07
- 4 Eight times; last: 2020

Most consecutive home games lost, Las Vegas

- 4 2020
- 3 2021

Most consecutive home games lost, Oakland

- 11 1961-62
- 9 2013-14
- 6 2005-06
- 5 2006-07
- 4 Eight times; last: 2018

Most consecutive home games lost, Los Angeles

- 3 1986
1987
1988
1991-92

Most consecutive home games without victory

- 11 1961-62
- 9 2013-14
- 6 2005-06
- 5 2006-07

Most shutouts lost or tied, season

- 3 1981
2006
- 2 1961

TIE GAMES

Most tie games, season

- 2 1964
1970
1971

Most consecutive tie games

- 2 Oct. 31-Nov. 7, 1971

OFFENSE

SCORING

POINTS

Seasons leading league, scoring

- 1967 (468 points)
- 1968 (453 points)
- 1969 (377 points)

Most consecutive seasons leading league

- 3 1967-69

Most points, season

- 479 2000
- 468 1967
- 453 1968
- 450 2002
- 442 1983

Most points, game

- 59 at Denver; Oct. 24, 2010 (59-14)
- 52 vs. Houston Oilers; Dec. 22, 1963 (52-49)
vs. Carolina; Dec. 24, 2000 (52-9)
vs. Tennessee; Sept. 29, 2002 (52-25)
- 51 vs. Denver; Sept. 10, 1967 (51-0)
vs. San Diego; Oct. 29, 1967 (51-10)
- 50 vs. Buffalo; Oct. 19, 1969 (50-21)
vs. Atlanta; Oct. 14, 1979 (50-19)

Most points, both teams, game

- 101 vs. Houston Oilers; Dec. 22, 1963 (52-49 win)
- 87 vs. Kansas City; Dec. 15, 2013 (31-56 loss)
vs. Cleveland; Sept. 30, 2018 (45-42 OT win)
- 86 at Boston; Oct. 16, 1964 (43-43 tie)
- 80 at L.A. Chargers; Nov. 27, 1960 (52-28 loss)
vs. Seattle; Dec. 18, 1988 (43-37 loss)
vs. Kansas City; Nov. 5, 2000 (49-31 win)
at Buffalo; Oct. 6, 2002 (49-31 win)

Fewest points, both teams, game

- 6 at San Diego; Oct. 5, 1975 (6-0 win)
- 9 vs. Chicago; Dec. 27, 1987 (6-3 loss)
- 10 vs. Cleveland; Nov. 18, 1973 (7-3 loss)
- 12 at Buffalo; Oct. 5, 1963 (12-0 loss)
vs. Denver; Dec. 1, 1980 (9-3 win)
at San Francisco; Nov. 13, 1988 (9-3 win)

Most points, shutout victory

- 51 vs. Denver; Sept. 10, 1967
- 45 vs. Tampa Bay; Dec. 19, 1999
- 42 vs. N.Y. Giants; Nov. 4, 1973
at Cincinnati; Nov. 24, 1968
- 34 at San Diego; Sept. 26, 1971
at Houston Oilers; Oct. 9, 1972

Fewest points, shutout victory
6 at San Diego; Oct. 5, 1975 (6-0 win)

Most points overcome to win, game
24 vs. San Diego; Nov. 22, 1982 (28-24 win, 24-0 deficit) at Denver; Sept. 26, 1988 (30-27 win, 24-0 deficit)

Most points, each half
First:
38 at Denver; Oct. 24, 2010
31 vs. Tennessee; Sept. 29, 2002
30 at San Diego; Oct. 25, 2015
28 at Kansas City; Jan. 2, 2000 (OT) vs. Kansas City; Nov. 5, 2000 vs. Cleveland; Sept. 24, 2000 vs. Seattle; Sept. 8, 2002
Second:
31 at Indianapolis; Sept. 10, 2000
29 vs. Buffalo; Dec. 4, 2016
28 vs. Tampa Bay; Dec. 19, 1999 vs. Carolina; Dec. 24, 2000 at Buffalo; Oct. 6, 2002 vs. Cleveland; Sept. 30, 2018 (OT) at Atlanta; Sept. 14, 1997 vs. Kansas City; Dec. 2, 2018
Most points, one quarter
24 at Indianapolis (third qtr.); Sept. 10, 2000 at Denver (first qtr.); Oct. 24, 2010
22 at New Orleans (fourth qtr.); Sept. 11, 2016 vs. Tampa Bay (fourth qtr.); Nov. 4, 2012
21 21 times; last: at KC (second qtr.); Oct. 11, 2020
Most points, each quarter
First:
24 at Denver; Oct. 24, 2010
Second:
21 10 times; last: at KC; Oct. 11, 2020
Third:
24 at Indianapolis; Sept. 10, 2000
Fourth:
22 Two times; Last: at New Orleans; Sept. 11, 2016
Most consecutive games scoring
216 Sept. 18, 1966 — Sept. 20, 1981

TOUCHDOWNS

Seasons leading league, overall TDs
1967 (58)
1968 (55)
1969 (45)

Most consecutive seasons leading league, overall TDs
3 1967-69

Most overall TDs, season
58 1967
2000
55 1968
54 1983
53 2002
48 Three times; last: 2020

Fewest overall TDs, season
16 2006
17 2009
27 1962
2008
28 2012
2014

Most overall TDs, game
8 at Denver; Oct. 24, 2010
7 vs. N.Y. Jets; Oct. 20, 1963 vs. Houston Oilers; Dec. 22, 1963 vs. Denver; Sept. 10, 1967 vs. San Diego; Oct. 29, 1967 vs. New Orleans; Nov. 9, 1975 vs. Tampa Bay; Nov. 28, 1976 vs. Kansas City; Nov. 5, 2000 vs. Carolina; Dec. 24, 2000 vs. Tennessee; Sept. 29, 2002 at Buffalo; Oct. 6, 2002

Most overall TDs, both teams, game
14 HouO. (7) at Oak. (7); Dec. 22, 1963

Most consecutive games, scoring TD
97 Sept. 18, 1966 -- Sept. 16, 1973

POINTS AFTER TOUCHDOWN

Most (one-point) PAT, season
56 1967
2000
54 1968
51 1983
50 2002

Fewest (one-point) PAT, season
16 2006
17 2009
20 1962
24 1961
25 2008
2012

Most (one-point) PAT, game
8 at Denver; Oct. 24, 2010
7 vs. N.Y. Jets; Oct. 20, 1963 vs. Houston Oilers; Dec. 22, 1963 vs. San Diego; Oct. 29, 1967 vs. Tampa Bay; Nov. 28, 1976 vs. Kansas City; Nov. 5, 2000 vs. Carolina; Dec. 24, 2000 vs. Tennessee; Sept. 29, 2002 at Buffalo; Oct. 6, 2002

Most (one-point) PAT, both teams, game
14 HouO. (7) at Oak. (7); Dec. 22, 1963
12 KC (8) at Oak. (4); Dec. 15, 2013

Most two-point conversions, season
5 2016
2 1960
1961
1962
1997
2002
2007
2012
2017

Most two-point conversions, game
2 at New Orleans; Sept. 11, 2016 vs. San Diego; Sept. 30, 1962

Most two-point conversions, both teams, game
4 vs. Cleveland; Oak. (1) vs. Cle. (3); Sept. 30, 2018
2 Seven times; last: Oak. (2) at NO (0); Sept. 11, 2016

FIELD GOALS

Seasons leading league, field goals
1964 (15)
1993 (35)
2010 (33)
2021 (40)

Most field goals attempted, season
44 1993
43 2021
41 2010
38 1999
37 1969
1980

Fewest field goals attempted, season
16 1982
17 1974
19 1963
1976
20 1978
1990

Most field goals attempted, game
6 at San Diego; Sept. 14, 1980 (OT) vs. Phoenix; Dec. 10, 1989 at San Diego; Oct. 29, 2000 at Chicago; Oct. 5, 2003 at Arizona; Sept. 26, 2010 vs. Chicago; Nov. 27, 2011 vs. Kansas City; Dec. 16, 2012 vs. Tennessee; Nov. 24, 2013

Most field goals attempted, both teams, game
9 Pit. (5) at Oak. (4); Nov. 11, 1973 LARai. (5) at Cin. (4); Nov. 28, 1993 Oak. (6) at Chi. (3); Oct. 5, 2003 Ten. (3) at Oak. (6); Nov. 24, 2013

Most field goals, season

40 2021
35 1993
33 2010
2020
31 2011
2012

Fewest field goals, season
6 1960
8 1963
1976
9 1962
10 1982

Most field goals, game
6 vs. Chicago; Nov. 27, 2011
5 vs. Denver; Dec. 11, 1994 at San Diego; Oct. 29, 2000 at Chicago; Oct. 5, 2003 at Minnesota; Nov. 18, 2007 vs. Kansas City; Dec. 16, 2012 vs. Dal; Nov. 25, 2021 vs. LAC; Jan. 9, 2022

Most field goals, both teams, game
8 Oak. (5) at Chi. (3); Oct. 5, 2003 Chi. (2) at Oak. (6); Nov. 27, 2011 Mia. (4) at LV (4); Dec. 26, 2020

Most consecutive field goals made
29 Nov. 1, 2021-Oct. 4, 2021
23 Nov. 21, 2021-Present
20 Nov. 16, 2008-Nov. 15, 2009
19 Dec. 24, 2011-Oct. 21, 2012
17 Oct. 16, 1994-Oct. 8, 1995 Nov. 11, 2018-Sept. 15, 2019
16 Dec. 6, 2009-Nov. 28, 2010
15 Dec. 30, 1990-Dec. 8, 1991 Dec. 18, 2011-Dec. 2, 2012

SAFETIES

Most safeties, season
3 1981
2 10 times; last: 2015

Most safeties, game
2 vs. San Diego; Oct. 26, 1975
1 44 times; last: vs. Mia.; Sept. 26, 2021

Most safeties, both teams, game
2 SD (0) at Oak. (2); Oct. 26, 1975

FIRST DOWNS

Seasons leading league, first downs
1968 (287)
1970 (270)
1972 (297)
1977 (305)
2002 (366)

Most first downs, season
366 2002
359 2020
356 1983
349 2021
337 2000
334 2016

Fewest first downs, season
175 1982
187 1962
200 1961
225 1965
2008

Most first downs, rushing, season
159 1975
156 1977
145 1972
143 1983
137 1976

Fewest first downs, rushing, season

56 2014
63 1964
65 1961
1982
70 1966

Most first downs, passing, season
226 2002
217 2021
206 2020
200 2012
198 2016

Fewest first downs, passing, season
95 1982
100 1962
110 1971
116 1961
122 1972

Most first downs, penalty, season
38 2016
37 2021



2002 AFC Championship Game

36 1996
35 1987
34 2010

Fewest first downs, penalty, season
12 1966
15 1962
1982
1990
2008

NET YARDS GAINED

Seasons leading league, yards gained
1968 (5,696)
1970 (4,829)
2002 (6,237)

Most yards gained, season
6,237 2002
6,184 2021
6,133 2020
6,072 2011
5,973 2016

Fewest yards gained, season
2,955 1982
3,285 1961
3,687 1962
3,939 2006
3,998 1965

Most yards gained, game
626 at Tampa Bay; Oct. 30, 2016 vs. Denver; Oct. 25, 1964 at Cincinnati; Nov. 24, 1968 vs. Cleveland; Sept. 30, 2018 (OT) vs. Philadelphia; Nov. 3, 2013 vs. San Diego; Sept. 22, 1996

Fewest yards gained, game

- 58 vs. San Diego; Oct. 22, 1961
- 77 vs. Atlanta; Nov. 2, 2008
- 93 at Kansas City; Dec. 7, 1997
- 98 vs. Pittsburgh; Oct. 29, 2006
- 99 at Houston Oilers; Sept. 9, 1961

Most yards gained, both teams, game

- 1,139 Oak. (626) at TB (513); Oct. 30, 2016
- 1,102 Phi. (542) at Oak. (560); Nov. 3, 2013
- 1,052 Cle. (487) at Oak. (565); Sept. 30, 2018 (OT)
- 1,047 LARai. (454) at SD (593); Nov. 10, 1985
- 1,037 Oak. (440) at Pit. (597); Nov. 8, 2015
- 1,008 HouO. (468) at Oak. (540); Dec. 22, 1963

Fewest yards gained, both teams, game

- 262 Oak. (160) at Den. (102); Nov. 20, 1966
- 347 Oak. (286) at KC (61); Nov. 8, 1963
- Sea. (159) at LARai. (188); Nov. 15, 1992
- 354 SD (195) at Oak. (159); Oct. 11, 1998
- 357 Oak. (264) at SD (93); Oct. 5, 1975

Most consecutive games, 400-or-more yards gained

- 5 Oct. 27-Nov. 24, 1968
- 8 Dec. 6, 2020-Sept. 26, 2021
- 5 Oct. 27-Nov. 24, 1968
- 4 Nov. 23-Dec. 17, 1967
- Nov. 9-30, 1975
- Sept. 8-Oct. 6, 2002
- 3 Oct. 10-25, 1964
- Oct. 22-Nov. 4, 1973
- Nov. 30-Dec. 13, 1987
- Nov. 4-18, 2012
- Oct. 25-Nov. 8, 2015
- Oct. 17, 2022-Nov. 7, 2021

Most consecutive games, 300-or-more yards gained

- 15 Dec. 1, 2019-Nov. 22, 2020
- 14 Oct. 16, 2011-Sept. 23, 2012
- 11 Oct. 16, 1983-Sept. 2, 1984
- 10 Dec. 22, 2001-Oct. 27, 2002
- 9 Sept. 30-Dec. 2, 2001
- 8 Oct. 22-Dec. 17, 1967
- Oct. 24, 1976-Sept. 18, 1977
- Nov. 18, 1979-Sept. 21, 1980
- Oct. 18-Dec. 7, 1981
- Sept. 9-Nov. 3, 2019
- Dec. 6, 2020-Sept. 26, 2021

RUSHING

ATTEMPTS

Most rushing attempts, season

- 681 1977
- 643 1975
- 577 1978
- 561 1974
- 557 1976

Fewest rushing attempts, season

- 292 1982
- 327 2004
- 331 1964
- 337 2014
- 350 1961

Most rushing attempts, game

- 64 vs. Buffalo; Nov. 28, 1977
- 62 vs. Atlanta; Nov. 30, 1975 (OT)
- 61 vs. Kansas City; Dec. 8, 1973
- 60 vs. Kansas City; Dec. 28, 2002
- 59 vs. San Diego; Sept. 18, 1977

Fewest rushing attempts, game

- 7 at Buffalo; Oct. 5, 1963
- 9 vs. Kansas City; Dec. 5, 2004
- 10 vs. Boston; Dec. 9, 1961
- vs. Boston; Sept. 22, 1963
- at Tennessee; Sept. 7, 2003

Most rushing attempts, both teams, game

- 105 Atl. (43) at Oak. (62); Nov. 30, 1975 (OT)
- 88 Oak. (30) at SD (58); Nov. 20, 1977
- 85 Oak. (58) at GB (27); Sept. 17, 1978
- HouO. (52) at Oak. (33); Oct. 8, 1978

- 83 Five times; last: Den. (46) at LARai. (37); Oct. 28, 1984 (OT)

Fewest rushing attempts, both teams, game

- 35 Oak. (17) at Pit. (18); Sept. 15, 2002
- 36 Oak. (14) at Den. (22); Nov. 11, 2002
- 37 Ten. (16) at Oak. (21); Sept. 29, 2002
- 38 Oak. (10) at Ten. (28); Sept. 7, 2003
- 40 Three times; last: SD (20) at Oak. (20); Sept. 10, 1984 (OT)

YARDS GAINED

Most yards, rushing, season

- 2,627 1977
- 2,573 1975
- 2,510 1973
- 2,494 2010
- 2,470 2000

Fewest yards, rushing, season

- 1,080 1982
- 1,234 1961
- 1,240 2014
- 1,295 2004
- 1,369 2005

Most yards, rushing, game

- 356 at Seattle; Nov. 30, 1987
- 348 at Green Bay; Sept. 17, 1978
- 328 at Denver; Oct. 24, 2010
- 309 vs. Cincinnati; Dec. 7, 1969
- 307 vs. Buffalo; Nov. 28, 1977

Fewest yards, rushing, game

- 2 vs. San Diego; Oct. 22, 1961
- 8 vs. Kansas City; Dec. 3, 1995
- 13 vs. San Diego; Oct. 5, 1997
- 16 at Miami; Sept. 2, 1966
- vs. Miami; Nov. 28, 2010

Most yards, rushing, both teams, game

- 440 Oak. (299) at Mia. (141); Sept. 30, 2007
- 436 Atl. (150) at Oak. (286); Nov. 30, 1975 (OT)
- Oak. (194) at KC (242); Oct. 3, 1977
- 435 NYJ (316) at Oak. (119); Oct. 25, 2009
- 434 Cin. (169) at Oak. (265); Oct. 27, 1968

Fewest yards, rushing, both teams, game

- 61 Oak. (27) at Den. (34); Dec. 13, 2015
- 77 SD (32) at Oak. (45); Sept. 10, 2012
- 91 NO (59) at Oak. (32); Nov. 9, 1997
- 95 Oak. (46) at SD (49); Dec. 26, 1999
- 104 Oak. (77) at Den. (27); Nov. 11, 2002
- Oak. (83) at Phi. (21); Sept. 25, 2005

AVERAGE GAIN

Highest average gain, rushing, season

- 4.95 2010 (504-2,494)
- 4.77 1996 (456-2,174)
- 4.75 2000 (520-2,470)
- 4.63 1960 (444-2,056)
- 4.63 1987 (475-2,197)

Lowest average gain, rushing, season

- 3.29 1993 (433-1,425)
- 3.53 1961 (350-1,234)
- 3.53 1994 (428-1,512)
- 3.59 1979 (491-1,763)
- 3.66 1984 (516-1,886)

TOUCHDOWNS

Most TDs, rushing, season

- 28 1975
- 23 1960
- 2000
- 21 2002
- 20 1990
- 1977
- 1972
- 2020

Fewest TDs, rushing, season

- 4 1969
- 2012
- 2014
- 5 2006
- 6 1998
- 1986

Most TDs, rushing, game

- 5 at Indianapolis; Sept. 10, 2000
- at Denver; Oct. 24, 2010
- 4 14 times; last: vs. Den; Nov. 15, 2020

Most TDs, rushing, both teams, game

- 6 Oak. (2) at LAC (4); Nov. 27, 1960
- Cin. (3) at Oak. (3); Oct. 20, 1974
- Oak. (3) at Mia. (3); Sept. 22, 1975
- Oak. (5) at Ind. (1); Sept. 10, 2000
- 5 33 times; last: LV (3) at Car. (2); Sept. 13, 2020

PASSING

ATTEMPTS

Most passes attempted, season

- 629 2012
- 2014
- 619 2002
- 605 2015
- 596 2016
- 591 2005

Fewest passes attempted, season

- 267 1982
- 324 1977
- 335 1974
- 336 1990
- 348 1971

Most passes attempted, game

- 65 at Pittsburgh; Sept. 15, 2002 (43 comp.)
- 62 vs. Tampa Bay; Nov. 4, 2012 (40 comp.)
- 60 vs. Kansas City; Oct. 5, 1980 (26 comp.)
- 59 at Tampa Bay; Oct. 30, 2016 (40 comp.)
- vs. Cleveland; Sept. 20, 1992 (33 comp.)
- 58 vs. Cleveland; Sept. 30, 2018 (35 comp.) (OT)

Fewest passes attempted, game

- 9 at Kansas City; Dec. 8, 1974 (3 comp.)
- 10 vs. Miami; Sept. 23, 1973 (4 comp.)
- 10 at Cincinnati; Nov. 24, 1991 (4 comp.)
- 11 at San Francisco; Oct. 27, 1974 (6 comp.)
- 12 Five times; last: at Den.; Nov. 23, 2008 (11 comp.)

Most passes attempted, both teams, game

- 99 Oak. (65) at Pit. (34); Sept. 15, 2002
- Cle. (41) at Oak. (58); Sept. 30, 2018 (OT)
- 98 Ten. (61) at Oak. (37); Dec. 19, 2004
- 94 Was. (63) at LARai. (31); Oct. 29, 1989
- Oak. (45) at Den. (49); Oct. 16, 1995
- Oak. (42) at Phi. (52); Sept. 25, 2005
- Oak. (44) at Pit. (50); Nov. 8, 2015

Fewest passes attempted, both teams, game

- 26 KC (6) at Oak. (20); Dec. 13, 1969
- 29 Oak. (16) at SD (13); Nov. 20, 1977
- 30 Oak. (27) at KC (3); Oct. 20, 1968
- SD (11) at Oak. (19); Sept. 11, 2006
- 31 KC (12) at Oak. (19); Dec. 12, 1970
- Oak. (18) at KC (13); Sept. 30, 1973

COMPLETIONS

Most passes completed, season

- 429 2021
- 418 2002
- 382 2018
- 379 2016
- 376 2012



QB Jim Plunkett

Fewest passes completed, season

- 154 1982
- 174 1971
- 175 1962
- 183 1990
- 184 1977

Most passes completed, game

- 43 at Pittsburgh; Sept. 15, 2002 (65 att.)
- 40 at Tampa Bay; Oct. 30, 2016 (59 att.)
- vs. Tampa Bay; Nov. 4, 2012 (62 att.)
- 35 at Denver; Dec. 30, 2001 (49 att.)
- vs. San Diego; Oct. 20, 2002 (45 att.) (OT)
- at Kansas City; Oct. 27, 2002 (55 att.)
- vs. Cleveland; Sept. 30, 2018 (58 att.) (OT)

Fewest passes completed, game

- 3 at Kansas City; Dec. 8, 1974 (9 att.)
- 4 at Cincinnati; Nov. 24, 1991 (10 att.)
- 5 at Pittsburgh; Sept. 29, 1974 (12 att.)
- at San Diego; Nov. 20, 1977 (16 att.)
- at Seattle; Dec. 16, 2000 (17 att.)
- vs. Pittsburgh; Oct. 29, 2006 (14 att.)
- at Miami; Sept. 30, 2007 (12 att.)

Most passes completed, both teams, game

- 68 Oak. (34) at Den. (34); Nov. 11, 2002
- 63 Oak. (30) vs. Den. (33); Nov. 9, 2014
- 62 Oak. (30) vs. Bal. (32); Sept. 20, 2015
- Oak. (24) at SD (38); Oct. 25, 2015
- 61 Oak. (43) at Pit. (18); Sept. 15, 2002
- Ten. (40) at Oak. (21); Dec. 19, 2004
- Ten. (32) at Oak. (29); Sept. 29, 2002
- Det. (29) at Oak. (32); Dec. 18, 2011
- 60 Oak. (34) vs. Atl. (26); Sept. 18, 2016
- Pit. (36) at Oak. (24); Sept. 23, 2012

Fewest passes completed, both teams, game

- 10 Oak. (5) at SD (5); Nov. 20, 1977
- 12 Oak. (9) at Buf. (3); Oct. 20, 1962
- Oak. (8) at Cin. (4); Oct. 19, 1975
- 13 Den. (2) at Oak. (11); Sept. 10, 1967
- KC (2) at Oak. (11); Dec. 13, 1969
- Oak. (8) at GB (5); Sept. 24, 1972
- Oak. (10) at SD (3); Oct. 5, 1975

COMPLETION PERCENTAGE

Seasons leading league, completion percentage

- 1976 (64.3)
- Highest completion percentage, season**
- 70.2 2019 (367-523)
- 68.7 2018 (383-553)
- 68.3 2021 (429-628)
- 67.5 2002 (418-619)
- 67.0 2020 (369-551)

Lowest completion percentage, season

- 39.2 1962 (175-446)
- 43.2 1963 (191-442)
- 44.2 1988 (219-496)
- 45.2 1965 (195-431)
- 47.1 1966 (212-450)

YARDS PASSING

Seasons leading league, passing yards

1969 (3,271)
2002 (4,475)

Most gross yards, passing, season

4,808 2021
4,689 2002
4,383 2020
4,292 2012
4,137 2016

Most net yards, passing, season

4,567 2021
4,475 2002
4,217 2020
4,084 2012
4,051 2016



QB Ken Stabler

Fewest net yards, passing, season

1,875 1982
2,051 1961
2,109 1977
2,128 1971
2,263 1973

Most net yards, passing, game

498 at Tampa Bay; Oct. 30, 2016
469 vs. Kansas City; Nov. 3, 1968
427 vs. Denver; Oct. 25, 1964
426 vs. Cleveland; Sept. 30, 2018 (OT)
417 vs. San Diego; Jan. 1, 2012
vs. Kansas City; Oct. 19, 2017

Fewest net yards, passing, game

0 at San Diego; Dec. 28, 2003
10 vs. Atlanta; Nov. 2, 2008
12 at Kansas City; Dec. 8, 1974
17 vs. Pittsburgh; Oct. 29, 2006
19 at Cincinnati; Nov. 24, 1991

Most net yards, passing, both teams, game

824 Ten. (466) at Oak. (358); Dec. 19, 2004
764 Phi. (414) at Oak. (350); Nov. 3, 2013
761 Ten. (387) at Oak. (374); Sept. 29, 2002
752 Oak. (353) at Buf. (399); Oct. 6, 2002
748 KC (331) at Oak. (417); Oct. 19, 2017
LV (373) at Dal. (375); Nov. 25, 2021

Fewest net yards, passing, both teams, game

50 Oak. (72) at SD (-22); Oct. 5, 1975
74 Oak. (0) at SD (74); Dec. 28, 2003
77 Oak. (30) at SD (47); Nov. 20, 1977
101 Oak. (123) at KC (-22); Nov. 8, 1963
109 NYT (77) at Oak. (32); Oct. 29, 1961

TOUCHDOWNS

Most TDs, passing, season

36 1969
34 2015
33 1967
1976
31 1983
1968

Fewest TDs, passing, season

1963
7 2006
9 2003
10 2009
11 1962
13 2008

Most TDs, passing, game

6 vs. Houston Oilers; Dec. 22, 1963
vs. Buffalo; Oct. 19, 1969

Most TDs, passing, both teams, game

11 HouO. (5) at Oak. (6); Dec. 22, 1963
9 Buf. (3) at Oak. (6); Oct. 19, 1969
SD (4) at Oak. (5); Sept. 22, 1996
Ten. (4) at Oak. (5); Dec. 19, 2004
8 Oak. (4) at BosP. (4); Oct. 16, 1964
SD (7) at Oak. (1); Nov. 22, 1981
LARai. (5) at SD (3); Oct. 21, 1984

PASSES HAD INTERCEPTED

Most passes had intercepted, season

33 1964
31 1978
29 1962
28 1960
1961
1975
1981
1984

Fewest passes had intercepted, season

7 2016
8 2019
9 2001
10 1990
1997
2002
2018
2020

Most passes had intercepted, game

7 vs. Denver; Oct. 16, 1977
6 at San Diego; Nov. 1, 1964
vs. Baltimore Colts.; Nov. 28, 1971
vs. Miami; Dec. 6, 1998
vs. Kansas City; Oct. 23, 2011

Most passes had intercepted, both teams, game

9 Oak. (4) at NYJ (5); Sept. 28, 1963
Oak. (6) at SD (3); Nov. 1, 1964
Oak. (4) at Mia. (5); Sept. 2, 1966
Oak. (4) at Cle. (5); Oct. 6, 1974
8 10 times; last: KC (2) at Oak. (6); Oct. 23, 2011

TIMES SACKED

Most times sacked, season

72 2006
67 1998
64 1986
58 1997
1963

Fewest times sacked, season

12 1969
18 2016
19 1970
23 1982
24 1971
1972
1974
2017

Most times sacked, game

11 vs. Boston; Sept. 22, 1963
at Seattle; Dec. 8, 1986
10 at Kansas City; Sept. 6, 1998
9 Eight times; last: at KC; Oct. 13, 2013

Most times sacked, both teams, game

17 Phi. (11) at LARai.; Nov. 30, 1986 (OT)
16 BosP. (5) at Oak. (11); Sept. 22, 1963

Oak. (5) at Buf. (11); Oct. 15, 1967
14 NYJ (10) at LARai. (4); Sept. 8, 1985
13 Four times; last: GB (8) at LARai. (5); Nov. 11, 1990

Fewest yards lost by sack/attempting to pass, season

86 2016
104 1969
124 2000
130 2017
155 2001

SPECIAL TEAMS

PUNTING

Most punts, season

109 2014
98 1981
1998
96 2003
2009
93 1997

Fewest punts, season

44 2020
47 1982
58 1972
59 1964
1977
2002

Most punts, game

16 vs. San Diego; Oct. 11, 1998
11 Seven times; last: at Kansas City; Dec. 14, 2014

Fewest punts, game

0 at Denver; Nov. 19, 1972
at Kansas City; Oct. 3, 1977
vs. Seattle; Dec. 16, 1979
vs. Philadelphia; Sept. 24, 1995
vs. Seattle; Dec. 5, 1999

Most punts, both teams, game

27 SD (11) at Oak. (16); Oct. 11, 1998
21 Cle. (10) at Oak. (11); Nov. 18, 1973
20 Car. (9) at Oak. (11); Nov. 9, 2008
Oak. (11) at Hou. (9); Nov. 17, 2013

Fewest punts, both teams, game

19 Five times; last: Oak. (9) at SD (10); Dec. 28, 2003
1 Sea. (1) at Oak. (0); Dec. 5, 1999
SD (0) at Oak. (1); Jan. 1, 2012
2 Five times; last: Oak. (2) at Cin. (0); Dec. 10, 2006

AVERAGE YARDAGE

Highest gross average, punting, season

51.1 2009 (96-4,909)
50.8 2011 (78-3,960)
50.0 2021 (64-3,202)
49.1 2007 (73-3,585)
48.8 2008 (90-4,391)

Lowest gross average, punting, season

35.02 1972 (58-2,031)
37.34 1990 (62-2,315)
37.42 1962 (83-3,106)
38.91 1960 (76-2,958)
39.01 1970 (80-3,121)

PUNT RETURNS

Most punt returns, season

71 1985
67 1984
58 1983
1975
56 1986

Fewest punt returns, season

15 1961
23 2020

24 1972
2004
25 2013
2018
26 1960

Most punt returns, game

9 vs. Denver; Sept. 10, 1967
at Detroit; Dec. 10, 1984
8 Five times; last: vs. Chicago; Nov. 11, 2007

Most punt returns, both teams, game

16 SD (8) at Oak. (8); Oct. 11, 1998
15 Cle. (7) at LARai. (8); Nov. 16, 1986
14 Chi. (6) at Oak. (8); Nov. 11, 2007
Car. (7) at Oak. (7); Nov. 9, 2008
12 Four times; last: KC (9) at Oak. (3); Nov. 15, 2009

FAIR CATCHES

Most fair catches, season

32 2001
28 1969
26 1967
2002
24 1996

Most fair catches, game

5 vs. Atlanta; Nov. 26, 2000
vs. San Diego; Oct. 20, 2002 (OT)

YARDS GAINED

Most yards, punt returns, season

785 1985
688 1975
667 1984
666 1968
1983

Fewest yards, punt returns, season

66 1972
117 1961
132 2004
151 1960
155 2017

Most yards, punt returns, game

225 at Buffalo; Sept. 15, 1968 (7 ret.)
157 vs. Tennessee; Sept. 29, 2002 (2 ret.)
152 at Detroit; Dec. 10, 1984 (9 ret.)
143 vs. Denver; Sept. 10, 1967 (9 ret.)
142 vs. San Diego; Oct. 29, 1967 (6 ret.)

Most yards, punt returns, both teams, game

244 Oak. (225) at Buf. (19); Sept. 15, 1968
207 Oak. (112) at Buf. (95); Dec. 13, 1998
198 Sea. (65) at Oak. (133); Nov. 15, 1998
196 Phi. (99) at LARai. (97); Nov. 30, 1986 (OT)
187 LARai. (152) at Det. (35); Dec. 10, 1984

AVERAGE YARDAGE

Highest average, punt returns, season

13.5 1964 (33-447)
13.0 2008 (44-570)
12.9 2003 (38-492)
12.6 1967 (51-642)
12.2 1994 (40-487)

Lowest average, punt returns, season

2.8 1972 (24-66)
4.9 2009 (36-177)
5.1 1979 (35-179)
2012 (34-173)
5.5 2004 (24-132)
5.5 2007 (38-209)

TOUCHDOWNS

Most TDs, punt returns, season

3 2008
2 1963
1968
1998
2002
2003

Most TDs, punt returns, game

2 vs. Tennessee; Sept. 29, 2002
1 23 times; last: vs. Den.; Dec. 24, 2018

Most TDs, punt returns, both teams, game

2 Phi. (1) at LARai. (1); Nov. 30, 1986 (OT)
Sea. (1) at Oak. (1); Nov. 15, 1998
Ten. (0) at Oak. (2); Sept. 29, 2002

KICKOFF RETURNS

Most kickoff returns, season

83 2004
81 1997
80 2005
78 2007
2008

Fewest kickoff returns, season

22 2020
26 2016
29 2018
34 2017
35 2019
2021

Most kickoff returns, game

10 at Seattle; Oct. 26, 1997
9 vs. Seattle; Dec. 18, 1988
9 vs. San Diego; Nov. 22, 1981
8 16 times; last: vs. Mia.; Nov. 28, 2010

Most kickoff returns, both teams, game

18 HouO. (10) at Oak. (8); Dec. 22, 1963
17 Sea. (8) at LARai. (9); Dec. 18, 1988
Oak. (10) at Sea. (7); Oct. 26, 1997
15 Oak. (6) at BosP. (9); Oct. 16, 1964 (OT)
Den. (8) at Oak. (7); Dec. 19, 2010

YARDS GAINED

Most yards, kickoff returns, season

1,832 2005
1,811 2006
1,777 2008
1,700 2004
1,699 1997

Fewest yards, kickoff returns, season

418 2020
534 2016
663 2018
694 2021
738 2017

Most yards, kickoff returns, game

223 at Seattle; Oct. 26, 1997 (10 ret.)
222 vs. Green Bay; Nov. 11, 1990 (8 ret.)
220 at Seattle; Nov. 11, 2001 (7 ret.)
215 vs. Miami; Nov. 28, 2010 (8 ret.)
206 at Baltimore; Sept. 17, 2006 (7 ret.)

Most yards, kickoff returns, both teams, game

388 Oak. (223) at Sea. (165); Oct. 26, 1997
384 HouO. (269) at Oak. (115); Dec. 22, 1963
369 Oak. (206) at Bal. (163); Sept. 17, 2006
362 SD (269) at Oak. (93); Nov. 18, 2001
353 Sea. (198) at LARai. (155); Dec. 18, 1988

AVERAGE YARDAGE

Highest average, kickoff returns, season

26.0 1975 (51-1,324)
25.0 1964 (61-1,525)
24.8 2006 (73-1,811)
24.0 1973 (39-937)
23.9 1960 (63-1,504)
2000 (37-1,336)
2015 (53-1,268)

Lowest average, kickoff returns, season

17.3 1992 (43-744)
17.8 1991 (52-928)
18.2 2009 (66-1,199)
18.6 1977 (49-909)
1989 (54-1,002)

TOUCHDOWNS

Most TDs, kickoff returns, season

3 2010
2 1980
2008

Most TDs, kickoff returns, game

1 18 times; last: vs. Cle.; Oct. 16, 2011

Most TD, kickoff returns, both teams, game

2 NE (1) at Oak. (1); Dec. 14, 2008
1 33 times; last: Min. (1) at Oak. (0); Nov. 15, 2015

FUMBLES

Most fumbles, season

46 1983
42 1981
1984
2007
41 1960

Fewest fumbles, season

16 1965
2011
17 2016
1969
18 2000
19 1963
1967

Most fumbles, game

9 vs. Seattle; Dec. 22, 1996
7 at Detroit; Dec. 10, 1984
at Kansas City; Sept. 6, 1998
vs. Denver; Oct. 4, 1981
6 Nine times; last: vs. KC; Dec. 26, 1998

Most fumbles, both teams, game

11 SF (5) at Oak. (6); Nov. 4, 1979
Phi. (6) at LARai. (5); Nov. 30, 1986 (OT)
Was. (8) at LARai. (3); Oct. 29, 1989
10 HouO. (7) at Oak. (3); Sept. 11, 1960
Den. (4) at LARai. (6); Oct. 28, 1984 (OT)
Sea. (1) at Oak. (9); Dec. 22, 1996

FUMBLES LOST

Most fumbles lost, season

25 1983
24 1986
22 2006
21 1968

20 Five times; last: 1984

Fewest fumbles lost, season

7 2016
1969
2011

9 Seven times; last: 2019

Most fumbles lost, game

6 vs. Seattle; Dec. 22, 1996
5 Five times; last: vs. Chicago; Sept. 26, 1999

Most fumbles lost, both teams, game

8 SF (4) at Oak. (4); Nov. 4, 1979
7 Seven times; last: Chi. (2) at Oak. (5); Sept. 26, 1999

FUMBLES RECOVERED

Most opponent fumbles recovered, season

22 1979
21 1977
1995
19 1981
18 1989

Fewest opponent fumbles recovered, season

3 2018
5 2006
2014
2020
6 1975
2019

Most opponent fumbles recovered, game

4 at Seattle; Nov. 1, 1998
at Pittsburgh; Sept. 15, 2002
at Minnesota; Nov. 18, 2007
3 Nine times; last: vs. SD; Oct. 10, 2010

TOUCHDOWNS

Most TD, opponent fumble recoveries, season

5 1978
3 1980
1995

2 13 times; last: 2013

Most TD, opponent fumble recoveries, game

2 vs. Buffalo; Dec. 24, 1967
vs. Philadelphia; Sept. 24, 1995
1 52 times; last: at Den.; Dec. 28, 2014

Most TD, opponent fumble recoveries, both teams, game

3 Buf. (1) at Oak. (2); Dec. 24, 1967
Phi. (1) at Oak. (2); Sept. 24, 1995
2 Min. (1) at Oak. (1); Dec. 11, 1977
KC (2) at Oak. (0); Oct. 5, 1980
LARai. (1) at NE (1); Sept. 29, 1985
Hou. (1) at Oak. (1); Dec. 3, 2006
Oak. (1) at Den. (1); Dec. 28, 2014

TURNOVERS

Most turnovers, season

51 1964
49 1962
1983
48 1986
1975
1981
1984

Fewest turnovers, season

14 2016
17 2019
19 2002
20 2000
23 2005
2008
24 1982
1990
1997
2015
2018
2021

Most turnovers, game

9 vs. San Francisco; Dec. 20, 1970
8 vs. Denver; Oct. 16, 1977
vs. Kansas City; Oct. 5, 1980
at Seattle; Oct. 16, 1983
7 Nine times; last: vs. KC.; Dec. 15, 2013

Most turnovers, both teams, game

14 Oak. (4) at HouO. (10); Sept. 7, 1963
12 BosP. (7) at Oak. (5); Oct. 16, 1960
Oak. (6) at NYT (6); Nov. 11, 1961
Den. (5) at Oak. (7); Oct. 14, 1962
Oak. (6) at NYJ (6); Sept. 28, 1963
Was. (8) at LARai. (4); Oct. 29, 1989

PENALTIES

Seasons leading league, fewest penalties

(None)

Seasons leading league, most penalties

1963 (93)
1966 (80)
1968 (81)
1969 (100)
1975 (101)
1982 (86)
1984 (143)
1991 (117)
1993 (148)

1994 (156)
1995 (134)
1996 (156)
2016 (147)

Fewest penalties, season

53 1961
69 1962
1965
71 1960
1967

Most penalties, season

163 2011
156 1994
1996
148 1993
2010

Fewest penalties, game

0 at Boston; Oct. 26, 1962
at Kansas City; Oct. 20, 1968
vs. Denver; Dec. 19, 1971
at San Diego; Dec. 4, 2005
1 12 times; last: vs. Sea.; Dec. 5, 1999

Most penalties, game

23 at Tampa Bay; Oct. 30, 2016
20 at Denver; Dec. 15, 1996
19 at Cleveland; Oct. 12, 2003
at Houston Oilers; Sept. 7, 1963
17 at San Diego; Nov. 15, 1987
at San Diego; Dec. 5, 1994
at Tennessee; Sept. 7, 2003

Fewest penalties, both teams, game

1 Oak. (0) at SD (1); Dec. 4, 2005
2 Oak. (0) at BosP. (2); Oct. 26, 1962
Oak. (0) at KC (2); Oct. 20, 1968
Den. (2) at Oak. (0); Dec. 19, 1971
Oak. (2) at KC (0); Dec. 8, 1974
Sea. (1) at Oak. (1); Dec. 5, 1999

Most penalties, both teams, game

31 NYG (15) at Oak. (16); Sept. 13, 1998
30 Oak. (20) at Den. (10); Dec. 15, 1996
29 Oak. (23) at TB (6); Oct. 30, 2016
28 Oak. (17) at Ten. (11); Sept. 7, 2003
27 KC (12) at Oak. (15); Nov. 7, 2010 (OT)

YARDS PENALIZED

Fewest yards penalized, season

456 1961
661 1965
682 1990
695 1962
718 1960

Most yards penalized, season

1,358 2011
1,276 2010
1,274 1969
1,266 1996
1,251 2016

Fewest yards penalized, game

0 at Boston; Oct. 26, 1962
at Kansas City; Oct. 20, 1968
vs. Denver; Dec. 19, 1971
at San Diego; Dec. 4, 2005
3 vs. Buffalo; Nov. 24, 1966

Most yards penalized, game

200 at Tampa Bay; Oct. 30, 2016
186 at San Diego; Nov. 15, 1987
180 at San Diego; Oct. 26, 1969
176 at Boston; Sept. 28, 1969
173 at Kansas City; Oct. 3, 1993
at Tennessee; Sept. 7, 2003

Fewest yards penalized, both teams, game

10 Oak. (0) at BosP. (10); Oct. 26, 1962
Oak. (10) at KC (0); Dec. 8, 1974
15 Oak. (0) at SD (15); Dec. 4, 2005
19 Sea. (14) at Oak. (5); Dec. 5, 1999
24 Oak. (0) at KC (24); Oct. 20, 1968
Oak. (14) at GB (10); Dec. 26, 1993

Most yards penalized, both teams, game

284	Oak. (173) at Ten. (111); Sept. 7, 2003
281	Oak. (176) at BosP. (105); Sept. 28, 1969
270	GB (151) at Oak. (119); Oct. 24, 1976
264	Oak. (200) at TB (64); Oct. 30, 2016
258	Oak. (157) at Den. (101); Dec. 15, 1996

DEFENSE

SCORING

Seasons leading league, fewest points allowed
(None)

Fewest points allowed, season

175	1973
200	1982
228	1974
230	1977
233	1967
	1968

Fewest points allowed, 16-game season (since 1978)

200	1982
268	1990
278	1984
281	1992
283	1978

Most points allowed, season

478	2020
467	2018
458	1961
453	2013
452	2014

Most points allowed, game

56	vs. Kansas City; Dec. 15, 2013 (56-31 loss)
55	at Houston Oilers; Sept. 9, 1961 (55-0 loss) at Baltimore; Nov. 11, 2012 (55-20 loss) at L.A. Chargers; Nov. 27, 1960 (52-28 loss) at St. Louis Rams; Nov. 30, 2014 (52-0 loss)
49	vs. Houston Oilers; Dec. 22, 1963 (52-49 win) at Jacksonville; Dec. 23, 2007 (49-11 loss) vs. New England; Dec. 14, 2008 (49-26 loss) vs. Philadelphia; Nov. 3, 2013 (49-20 loss)

Fewest points allowed, shutout loss

12	at Buffalo; Oct. 5, 1963
16	at Detroit; Sept. 27, 1981 at Seattle; Nov. 6, 2006
17	vs. Denver; Oct. 4, 1981
20	vs. St. Louis Rams; Dec. 17, 2006

Fewest overall TDs allowed, season

19	1973
24	1982
26	1968
	1990
27	1972
	1974

Fewest overall TDs allowed, 16-game season (since 1978)

24	1982
26	1990
31	1996
32	1992
33	1984
	1987
	1995

Most overall TDs allowed, season

61	1961
56	2004
	2018
55	2020
54	2013
53	2011

Most overall TDs allowed, game

8	vs. San Diego; Nov. 22, 1981 vs. Kansas City; Dec. 15, 2013
7	Nine times; last: at StLR.; Nov. 30, 2014

FIRST DOWNS ALLOWED

Fewest first downs allowed, season

182	1967
194	1973
204	1977
206	1982
211	1966

Fewest first downs allowed, 16-game season (since 1978)

264	1992
266	1990
	1999
267	2006
273	1985
	1998



1990 Raider defense

Most first downs allowed, season

381	2020
369	2011
367	2004
349	2021
345	1997
344	2015
	2019

Fewest first downs allowed, rushing, season

53	1982
60	1967
73	1985
83	1968
84	1966

Most first downs allowed, rushing, season

137	1979
135	1961
129	2008
127	2003
126	2009

Fewest first downs allowed, passing, season

92	1973
103	1967
104	1970
	1972
105	1977

Most first downs allowed, passing, season

223	2020
210	2004
206	2011
	2015
202	2000
	2013
	2021

Fewest first downs allowed, by penalty, season

12	1962
13	1977
14	1973
15	2007
16	1961

Most first downs allowed, by penalty, season

58	2011
52	2019
44	2010
	2015
	2020
43	1984

NET YARDS RUSHING AND PASSING

Fewest yards allowed, season

3,066	1982
3,160	1973
3,294	1967
3,629	1975
3,770	1969

Most yards allowed, season

6,225	2020
6,201	2011
6,116	1997
6,102	2018
6,001	2016

Fewest yards allowed, game

-5	vs. Denver; Sept. 10, 1967
61	at Kansas City; Nov. 8, 1963
83	at Boston; Oct. 22, 1967
89	at Houston Oilers; Oct. 9, 1972
93	at San Diego; Oct. 5, 1975

Most yards allowed, game

597	at Pittsburgh; Nov. 8, 2015
593	at San Diego; Nov. 10, 1985 (OT)
554	at Seattle; Oct. 26, 1997
552	vs. Tennessee; Dec. 8, 2019
548	vs. Green Bay; Dec. 22, 2003

RUSHING DEFENSE

Seasons leading league, fewest rushing yards allowed

1967	(1,129)
------	---------

Fewest attempts allowed, rushing, season

234	1982
352	1967
371	1963
383	2000
384	2002

Most attempts allowed, rushing, season

583	1978
548	2009
544	2003
542	2006
	2008

Fewest yards allowed, rushing, season

778	1982
1,129	1967
1,453	2002
1,466	1963
1,470	1973

Most yards allowed, rushing, season

2,555	2008
2,510	2003
2,488	2009
2,397	1962
2,382	1961

Fewest yards allowed, rushing, game

10	vs. N.Y. Jets; Dec. 10, 2000
	vs. Kansas City; Dec. 16, 2012
13	vs. Denver; Oct. 22, 1972 vs. Buffalo; Dec. 21, 2014
14	at Miami; Nov. 19, 1990
16	vs. New Orleans; Nov. 20, 1994

Most yards allowed, rushing, game

319	at Seattle; Nov. 11, 2001
316	vs. N.Y. Jets; Oct. 25, 2009
306	vs. Buffalo; Nov. 18, 1962
299	vs. Denver; Nov. 6, 2011
296	at New England; Oct. 3, 1976

Fewest touchdowns allowed, rushing, season

4	1990
5	1973
7	1977
	1985
	1996

Most touchdowns allowed, rushing, season

36	1961
24	2007
	2009
	2020

23 2008

21	1962
	2003
	2004

Most touchdowns allowed, rushing, game

5	at San Diego; Sept. 17, 1961 vs. San Diego; Oct. 22, 1961 at Carolina; Nov. 2, 1997
4	13 times; last: at StLR.; Nov. 30, 2014

PASSING DEFENSE

Seasons leading league, fewest passing yards allowed

1962	(2,306)
1963	(2,589)
1966	(2,118)
2006	(2,413)

Fewest attempts allowed, passing, season

339	1970
348	1972
359	1971
367	1974
	1977

Most attempts allowed, passing, season

641	2015
606	2021
601	2011
588	2000
580	2020

Fewest completions allowed, season

157	1970
164	1969
166	1972
169	1962
170	1973

Fewest completions allowed, game

2	vs. Denver; Sept. 10, 1967 (16 att.) at Kansas City; Oct. 20, 1968 (3 att.) vs. Kansas City; Dec. 13, 1969 (6 att.)
3	at Buffalo; Oct. 20, 1962 (11 att.) at N.Y. Jets; Oct. 10, 1964 (14 att.) at San Diego; Oct. 5, 1975 (13 att.)

Most completions allowed, season

404	2015
400	2021
374	2013
370	2020
361	2017

Fewest yards allowed, net passing, season

1,690	1973
1,844	1975
2,089	1970
2,109	1969
2,111	1974

Most yards allowed, net passing, season

4,212	2020
4,140	2015
4,120	2016
4,107	2019
4,092	2013

Fewest yards allowed, net passing, game

-53	vs. Denver; Sept. 10, 1967
-22	at Kansas City; Nov. 8, 1963 at San Diego; Oct. 5, 1975
-19	at Buffalo; Sept. 15, 1968
-5	vs. Houston; Dec. 3, 2006
-1	at Houston Oilers; Oct. 9, 1972

Most yards allowed, net passing, game

474	vs. Kansas City; Nov. 5, 2000
466	vs. Tennessee; Dec. 19, 2004
436	vs. Kansas City; Sept. 15, 2019
434	at Miami; Dec. 2, 1984
431	at Denver; Dec. 14, 1980

Lowest completion percentage allowed, season

38.9	1969 (164-422)
41.2	1967 (189-459)
42.4	1968 (189-446)
42.7	1965 (199-466)
43.0	1975 (171-398)

Highest completion percentage allowed, season

68.1 2013 (374-549)
 2017 (361-530)
 66.0 2012 (347-526)
 2021 (400-606)
 64.1 2019 (337-526)
 63.8 2014 (343-538)
 2020 (370-580)

Fewest TDs allowed, passing, season

11 1982
 1992
 12 1973
 1974
 13 1968
 1976

Most TDs allowed, passing, season

36 2018
 36 2018
 33 2013
 2019
 31 2011
 30 2004
 29 2010
 2014
 2021

Most TDs allowed, passing, game

7 vs. San Diego; Nov. 22, 1981
 vs. Philadelphia; Nov. 3, 2013
 5 vs. Houston Oilers; Dec. 22, 1963
 at Seattle; Nov. 28, 1988
 at Seattle; Oct. 26, 1997
 at San Diego; Oct. 31, 2004
 vs. Kansas City; Dec. 15, 2013
 vs. Denver; Nov. 9, 2014
 at Green Bay; Oct. 20, 2019
 vs. KC, Nov. 14, 2021

SACKS BY

(since 1963; official in 1982)

Most sacks, season

67 1967
 65 1985
 64 1984
 63 1986
 57 1983

Fewest sacks, season

13 2018
 20 1961
 21 2020
 22 2014
 23 1962
 25 2003
 2004
 2012
 2016

Most sacks, game

11 at Buffalo; Oct. 15, 1967
 at Denver; Nov. 5, 1967
 vs. Philadelphia; Nov. 30, 1986 (OT)
 10 vs. Denver; Dec. 8, 1975
 vs. Denver; Oct. 31, 1976
 vs. N.Y. Jets; Sept. 8, 1985

Most opponent yards lost, attempting to pass, season

666 1967
 516 1984
 488 1985
 484 1983
 474 1975

Fewest opponent yards lost, attempting to pass, season

80 2018
 129 2020
 147 2016
 157 2014
 162 2003

INTERCEPTIONS BY

Seasons leading league, interceptions by

1975 (35)
 1980 (35)

Most passes intercepted by, season

35 1963
 1975
 30 1980
 30 1967
 29 1962

Fewest passes intercepted by, season

5 2005
 2017
 6 2021
 8 2009
 9 2004
 2013
 2014
 2019

Most passes intercepted by, game

6 at Houston Oilers; Sept. 7, 1963
 vs. L.A. Rams; Oct. 29, 1972
 5 13 times; last: at Dal.; Nov. 9, 1986

Most TDs, interception returns, season

4 1965
 1967
 1968
 1969
 2000

Most TDs, interception returns, game

2 at Denver; Nov. 21, 1965
 at Kansas City; Nov. 23, 1967
 at Kansas City; Nov. 23, 1969
 at San Diego; Jan. 2, 1983
 at New England; Sept. 29, 1985
 vs. Pittsburgh; Oct. 29, 2006

Most TDs, interception returns, both teams, game

2 15 times; last: LAC (0) at Oak. (2); Nov. 7, 2019

SPECIAL TEAMS

PUNT RETURNS

Fewest opponent punt returns, season

14 2020
 17 1982
 21 2002
 24 1990
 26 1971
 1985

Most opponent punt returns, season

63 2009
 53 1998
 52 1997
 2003
 47 1988
 2014

Fewest yards allowed, punt returns, season

71 1982
 133 2020
 151 1969
 153 1990
 159 1985

Most yards allowed, punt returns, season

787 1998
 669 2003
 593 2011
 514 1981
 513 2014

Lowest average allowed, punt returns, season

4.1 1969 (37-151)
 4.2 1982 (17-71)
 5.3 1968 (40-211)
 5.6 1963 (33-185)
 6.1 1985 (26-159)

Highest average allowed, punt returns, season

14.8 1998 (53-787)
 2001 (34-502)
 14.1 2002 (21-297)
 13.5 2011 (44-593)
 12.9 2003 (52-669)
 2006 (34-437)

Most touchdowns allowed, punt returns, season

2 1983
 2007
 2011

1 12 times; last: 2018

Most touchdowns allowed, punt returns, game

1 17 times; last: at KC; Nov. 25, 2018

KICKOFF RETURNS

Fewest opponent kickoff returns, season

15 2017
 21 2014
 30 2012
 2013
 32 2020
 33 2019
 2021

Most opponent kickoff returns, season

82 1967
 80 2000
 77 1999
 75 1968
 2001

Fewest yards allowed, kickoff returns, season

298 2017
 613 2013
 683 2014
 690 1992
 2019

Most yards allowed, kickoff returns, season

1,826 2002
 1,707 1967
 1,689 2000
 1,657 2001
 1,652 1968

Most yards allowed, kickoff returns, game

269 vs. Houston Oilers; Dec. 22, 1963 (10 ret.)
 269 vs. San Diego; Nov. 18, 2001 (7 ret.)
 218 at Kansas City; Nov. 23, 1967 (10 ret.)
 215 vs. San Diego; Jan. 1, 2012 (6 ret.)
 207 vs. Cincinnati; Dec. 7, 1969 (7 ret.)

Lowest average allowed, kickoff returns, season

15.83 1977 (63-997)
 16.89 1986 (63-1,064)
 16.97 1989 (59-1,001)
 17.40 1993 (45-783)
 17.43 1984 (61-1,063)

Highest average allowed, kickoff returns, season

32.5 2014 (21-683)
 28.9 2012 (30-868)
 28.6 2006 (42-1,200)
 25.9 2003 (57-1,474)
 25.7 2009 (42-1,078)
 2011 (47-1,210)

Most TDs allowed, kickoff returns, season

2 1989
 2012

1 14 times; last: 2021

Most TDs allowed, kickoff returns, game

1 17 times; last: at Dal., Nov. 25, 2021

FUMBLES

Fewest opponent fumbles, season

10 2018
 2020
 13 2011
 14 1975
 2004
 2012

Most opponent fumbles, season

40 1989
 37 1995
 36 1960
 35 1973
 1979

Most opponent fumbles, game

8 vs. Washington; Oct. 29, 1989
 7 vs. Houston Oilers; Sept. 11, 1960
 vs. Buffalo; Oct. 19, 1969
 6 Seven times; last: at Sea.; Nov. 1, 1998

Most opponent fumbles lost, game

5 vs. Buffalo; Oct. 19, 1969
 4 13 times; last: at Min.; Nov. 18, 2007

TURNOVERS

Fewest takeaways, season

14 2014
 2017
 15 2019
 2020
 2021
 17 2018
 18 2004

Most takeaways, season

52 1963
 1980
 47 1962
 1977
 46 1979

Most takeaways, game

10 at Houston Oilers; Sept. 7, 1963
 8 vs. Washington; Oct. 29, 1989
 7 Eight times; last: at SD; Sept. 14, 1980 (OT)

PENALTIES

Fewest opponent penalties, season

53 1982
 54 1966
 59 1960
 61 1974
 62 1961
 1975

Most opponent penalties, season

121 1984
 120 2011
 118 1986
 117 1997
 2000
 2010
 2018

Fewest opponent penalties, game

0 at Houston Oilers; Dec. 9, 1962
 at Kansas City; Dec. 8, 1974
 at Kansas City; Dec. 1, 2019
 1 28 times; last: vs. Cin; Nov. 21, 2021

Most opponent penalties, game

17 vs. Chicago; Sept. 26, 1999
 15 at Houston Oilers; Sept. 11, 1988
 vs. N.Y. Giants; Sept. 13, 1998
 14 Five times; last: at Dal.; Nov. 25, 2021

MISCELLANEOUS

Most blocked opponent kicks, season (since 1995)

5 2000
 2015
 4 2004
 2011
 2013
 3 1997
 2001
 2005
 2012

Most blocked opponent kicks, game (since 1995)

2 at Kansas City; Dec. 24, 2011 (OT)
 vs. San Diego; Oct. 10, 2010
 at New England; Sept. 8, 2005
 vs. Dallas; Oct. 7, 2001
 at San Francisco; Oct. 8, 2000
 at Denver; Jan. 3, 2021

Largest margins of Victory

1 51 points (51-0) Sept. 10, 1967, vs. Denver
 2 *49 points (56-7) Dec. 21, 1969, vs. Houston Oilers
 3 45 points (45-0) Dec. 19, 1999, vs. Tampa Bay
 45 points (59-14) Oct. 24, 2010, at Denver
 5 43 points (52-9) Dec. 24, 2000, vs. Carolina
 6 42 points (42-0) Nov. 4, 1973, vs. N.Y. Giants
 42 points (48-6) Sept. 15, 1968, at Buffalo
 8 41 points (51-10) Oct. 29, 1967, vs. San Diego
 9 38 points (48-10) Dec. 17, 1960, vs. Denver
 38 points (48-10) Nov. 9, 1975, vs. New Orleans

Largest margins of Defeat

1 55 points (0-55) Sept. 9, 1961, at Houston Oilers
 2 52 points (0-52) Nov. 30, 2014, at St. Louis Rams
 3 *48 points (3-51) Jan. 20, 1991, at Buffalo
 4 44 points (0-44) Sept. 17, 1961, at San Diego
 5 38 points (11-49) Dec. 23, 2007, at Jacksonville
 38 points (0-38) Oct. 25, 2009, vs. N.Y. Jets
 7 37 points (7-44) Oct. 5, 1962, at Denver
 37 points (0-37) Dec. 8, 1986, at Seattle
 37 points (7-44) Oct. 11, 2009, at N.Y. Giants
 37 points (6-43) Nov. 29, 2020, at Atlanta
 10 35 points (20-55) Nov. 11, 2012, at Baltimore
 35 points (7-42) Nov. 8, 1964, at Kansas City

*playoff game

Regular season games only

SERVICE

Most seasons, head coach

- 10 John Madden, 1969-78
- 9 Tom Flores, 1979-87
- 8 Jon Gruden, 1998-2001, 2018-21
- 7 Art Shell, 1989-94, 2006
- 3 Al Davis, 1963-65
- John Rauch, 1966-68
- Jack Del Rio, 2015-17

Most seasons, active player

- 18 Sebastian Janikowski, 2000-17
- 16 Tim Brown, 1988-03
- 15 Jim Otto, 1960-74
- Gene Upshaw, 1967-81
- Art Shell, 1968-82
- 14 Fred Biletnikoff, 1965-78
- Cliff Branch, 1972-85
- Dave Dalby, 1972-85
- Ray Guy, 1973-86

Most games played

- 268 Sebastian Janikowski, 2000-17
- 240 Tim Brown, 1988-03
- 217 Gene Upshaw, 1967-81
- 210 Jim Otto, 1960-74
- 207 Art Shell, 1968-82
- 207 Ray Guy, 1973-86
- 206 Steve Wisniewski, 1989-01
- Shane Lechler, 2000-12

Most consecutive games played

- 210 Jim Otto, 1960-74
- 207 Gene Upshaw, 1967-81
- Ray Guy, 1973-86
- 205 Dave Dalby, 1972-85

Most consecutive starts

- 210 Jim Otto, 1960-74
- 207 Gene Upshaw, 1967-81

OFFENSE

SCORING

POINTS

Most seasons leading league

- 1 George Blanda, 1967
- Errol Mann, 1977
- Marcus Allen, 1982
- Jeff Jaeger, 1993
- Daniel Carlson, 2021 (tied)
- Daniel Carlson, 2020 (tied)

Most seasons leading team

- 17 Sebastian Janikowski, 2000-17
- 7 George Blanda, 1967-73
- Chris Bahr, 1980-81, 1983, 1985-88
- Jeff Jaeger, 1989-95
- 3 Daniel Carlson (2018-21)

Most consecutive seasons leading team

- 17 Sebastian Janikowski, 2000-17
- 7 George Blanda, 1967-73
- Jeff Jaeger, 1989-95

Most points, career

- 1,799 Sebastian Janikowski, 2000-17 (18 seasons, 557 PAT, 414 FG)
- 863 George Blanda, 1967-75 (9 seasons, 395 PAT, 156 FG)
- 817 Chris Bahr, 1980-88 (9 seasons, 331 PAT, 162 FG)
- 667 Jeff Jaeger, 1989-95 (7 seasons, 211 PAT, 152 FG)
- 626 Tim Brown, 1988-2003 (16 seasons, 104 TD, 1 2-pt. conv.)

Most points, season

- 150 Daniel Carlson, 2021 (30 PAT, 40 FG)
- 144 Daniel Carlson, 2020 (45 PAT, 33 FG)
- 142 Sebastian Janikowski, 2010 (43 PAT, 33 FG)
- 132 Jeff Jaeger, 1993 (27 PAT, 35 FG)
- 129 Sebastian Janikowski, 2011 (36 PAT, 31 FG)

Most points, no TDs, season

- 150 Daniel Carlson, 2021 (30 PAT, 40 FG)
- 144 Daniel Carlson, 2020 (45 PAT, 33 FG)
- 142 Sebastian Janikowski, 2010 (43 PAT, 33 FG)
- 132 Jeff Jaeger, 1993 (27 PAT, 35 FG)
- 129 Sebastian Janikowski, 2011 (36 PAT, 31 FG)
- 128 Sebastian Janikowski, 2002 (50 PAT, 26 FG)

Most seasons, 100-or-more points

- 10 Sebastian Janikowski, 2000-02, 2004, 2010-13, 2015-16
- 4 George Blanda, 1967-69, 1973
- 3 Chris Bahr, 1983-85
- Jeff Jaeger, 1989, 1991, 1993
- 2 Daniel Carlson, 2020-21
- 1 Marcus Allen, 1984
- Cole Ford, 1996

Most consecutive seasons, 100-or-more points

- 4 Sebastian Janikowski, 2010-13
- 3 George Blanda, 1967-69
- Chris Bahr, 1983-85
- Sebastian Janikowski, 2000-02
- 2 Daniel Carlson, 2020-21

Most points, rookie, season

- 112 Sebastian Janikowski, 2000
- 84 Marcus Allen, 1982
- 66 Daniel Carlson, 2018
- 63 George Fleming, 1961
- 50 J.D. Smith, 1960

Most points, game

- 24 Art Powell, vs. HouO.; Dec. 22, 1963
- Marcus Allen, vs. SD; Sept. 24, 1984
- Harvey Williams, at SD; Nov. 16, 1997
- Darren McFadden, at Den.; Oct. 24, 2010

Most consecutive games, scoring

- 96 Chris Bahr, Dec. 21, 1981-Oct. 16, 1988
- 93 Sebastian Janikowski, Sept. 3, 2000-Dec. 31, 2005
- 83 Sebastian Janikowski, Nov. 1, 2009-Nov. 20, 2014
- 69 George Blanda, Sept. 26 1971-Dec. 21, 1975
- 60 George Blanda, Sept. 10, 1967-Dec. 20, 1970

TOUCHDOWNS

Most seasons leading league

- 2 Warren Wells, 1968-69
- Marcus Allen, 1982, 1984
- 1 Art Powell, 1963

Most consecutive seasons leading league

- 2 Warren Wells, 1968-69

Most seasons leading team

- 9 Tim Brown, 1991-96, 1998, 2000-01
- 5 Marcus Allen, 1982-85, 1990
- 4 Art Powell, 1963-66
- 3 Warren Wells, 1968-70
- Mark van Eeghen, 1977-79
- Josh Jacobs, 2019-21

Most consecutive seasons leading team

- 6 Tim Brown, 1991-96
- 4 Art Powell, 1963-66
- Marcus Allen, 1982-85
- 3 Warren Wells, 1968-70
- Mark van Eeghen, 1977-79
- Josh Jacobs, 2019-21

Most TDs, career

- 104 Tim Brown, 1988-2003
- 98 Marcus Allen, 1982-92
- 77 Fred Biletnikoff, 1965-78
- 67 Cliff Branch, 1972-85
- 54 Clem Daniels, 1961-67

Most TDs, season

- 18 Marcus Allen, 1984
- 16 Art Powell, 1963
- Pete Banaszak, 1975
- 14 Warren Wells, 1969
- Marcus Allen, 1982
- Marcus Allen, 1985

Most TDs, rookie, season

- 14 Marcus Allen, 1982
- 8 J.D. Smith, 1960
- 7 Charlie Smith, 1968
- Raymond Chester, 1970

- Arthur Whittington, 1978
- Tim Brown, 1988
- Jacoby Ford, 2010
- Josh Jacobs, 2019

Most TDs, game

- 4 Art Powell, vs. HouO.; Dec. 22, 1963
- Marcus Allen, vs. SD; Sept. 24, 1984
- Harvey Williams, at SD; Nov. 16, 1997
- Darren McFadden, at Den.; Oct. 24, 2010

Most consecutive games, scoring TD

- 6 Warren Wells, Dec. 17, 1968-Oct. 13, 1969
- Charlie Smith, Nov. 12-Dec. 17, 1972
- Marcus Allen, Nov. 10-Dec. 15, 1985
- Mervyn Fernandez, Dec. 18, 1988-Oct. 9, 1989
- Tim Brown, Nov. 5-Dec. 9, 2001
- LaMont Jordan, Sept. 18-Oct. 30, 2005

POINTS AFTER TOUCHDOWN

Most seasons leading league

- 5 George Blanda, 1967-69, 1972,74
- 1 Mike Mercer, 1963
- Errol Mann, 1977
- Chris Bahr, 1982

Most seasons leading team

- 17 Sebastian Janikowski, 2000-16
- 9 George Blanda, 1967-75
- Chris Bahr, 1980-88
- 7 Jeff Jaeger, 1989-95
- 3 Mike Mercer, 1963-65
- Errol Mann, 1976-78

Most consecutive seasons leading team

- 17 Sebastian Janikowski, 2000-16
- 9 George Blanda, 1967-75
- Chris Bahr, 1980-88
- 7 Jeff Jaeger, 1989-95
- 4 Daniel Carlson, 2018-21
- 3 Mike Mercer, 1963-65
- Errol Mann, 1976-78
- Daniel Carlson, 2018-20

Most kicking PAT attempted, career

- 563 Sebastian Janikowski, 2000-16
- 403 George Blanda, 1967-75
- 350 Chris Bahr, 1980-88
- 216 Jeff Jaeger, 1989-95
- 140 Daniel Carlson, 2018-21
- 57 George Blanda, 1967
- 54 George Blanda, 1968
- 53 Chris Bahr, 1983
- 50 Sebastian Janikowski, 2002
- 48 George Blanda, 1975

Most kicking PAT attempted, season

- 8 Sebastian Janikowski, at Den.; Oct. 24, 2010
- 7 10 tied
- 557 Sebastian Janikowski, 2000-16
- 395 George Blanda, 1967-75
- 331 Chris Bahr, 1980-88
- 211 Jeff Jaeger, 1989-95
- 127 Daniel Carlson, 2018-21

Most 1-point PATs, career

- 56 George Blanda, 1967
- 54 George Blanda, 1968
- 51 Chris Bahr, 1983
- 50 Sebastian Janikowski, 2002
- 47 Mike Mercer, 1963

Most 1-point PATs, game

- 8 Sebastian Janikowski, at Den.; Oct. 24, 2010
- 7 Mike Mercer, vs. NYJ; Oct. 20, 1963
- Mike Mercer, vs. HouO.; Dec. 22, 1963
- George Blanda, vs. SD; Oct. 29, 1967
- Errol Mann, vs. TB; Nov. 28, 1976
- Sebastian Janikowski, vs. Car.; Dec. 24, 2000
- Sebastian Janikowski, vs. Ten.; Sept. 29, 2002

Most consecutive kicking PATs

- 225 Sebastian Janikowski, Dec. 21, 2008-Dec. 6, 2015
- 190 George Blanda, Sept. 10, 1967-Dec. 13, 1969

- 147 Sebastian Janikowski, Sept. 3, 2000-Sept. 28, 2003
- 118 Mike Mercer, Sept. 7, 1963-Sept. 2, 1966
- 101 Sebastian Janikowski, Dec. 5, 2004-Dec. 14, 2008
- Highest kicking PAT percentage, career (100 att.)**
- .992 Mike Mercer, 1963-66 (118-119)
- .989 Sebastian Janikowski, 2000-16 (557-563)
- .980 George Blanda, 1967-75 (395-403)
- .977 Jeff Jaeger, 1989-95 (211-216)
- .948 Daniel Carlson, 2018-21 (127-134)
- Most kicking PAT, no misses, season**
- 54 George Blanda, 1968
- 50 Sebastian Janikowski, 2002
- 46 Sebastian Janikowski, 2000
- 45 George Blanda, 1969
- 44 George Blanda, 1972

Most kicking PAT, no misses, game

- 8 Sebastian Janikowski, at Den.; Oct. 24, 2010
- 7 Mike Mercer, vs. NYJ; Oct. 20, 1963
- Mike Mercer, vs. HouO.; Dec. 22, 1963
- George Blanda, vs. SD; Oct. 29, 1967
- Errol Mann, vs. TB; Nov. 28, 1976
- Sebastian Janikowski, vs. Car.; Dec. 24, 2000
- Sebastian Janikowski, vs. Ten.; Sept. 29, 2002

Most 2-point conversions, career

- 3 Michael Crabtree, 2015-17
- Seth Roberts, 2015-16
- 2 Harvey Williams, 1994-98
- Rich Gannon, 1999-2004
- Jerry Porter, 2000-07
- Ronald Curry, 2002-08
- Amari Cooper, 2015-16
- 1 17 tied; last: Darren Waller, 2020

Most 2-point conversions, season

- 2 Jerry Porter, 2002
- Ronald Curry, 2007
- Amari Cooper, 2016
- Seth Roberts, 2016
- Michael Crabtree, 2017
- 1 22 tied; last: Darren Waller, 2020
- Most 2-point conversions, game**
- 1 33 tied; last: Darren Waller, 2020



K.Jeff Jaeger

FIELD GOALS

Most seasons leading league

- 1 Jeff Jaeger, 1993
- Sebastian Janikowski, 2010
- Daniel Carlson, 2021

Most seasons leading team

- 17 Sebastian Janikowski, 2000-16
- 9 George Blanda, 1967-75
- Chris Bahr, 1980-88
- 7 Jeff Jaeger, 1989-95
- 4 Daniel Carlson, 2018-21
- 3 Mike Mercer, 1963-65
- Errol Mann, 1976-78

Most consecutive seasons leading team

- 17 Sebastian Janikowski, 2000-16
- 9 George Blanda, 1967-75

7	Chris Bahr, 1980-88
4	Jeff Jaeger, 1989-95
3	Daniel Carlson, 2018-21
3	Mike Mercer, 1963-65
	Errol Mann, 1976-78
Most field goals attempted, career	
515	Sebastian Janikowski, 2000-16
249	George Blanda, 1967-75
	Chris Bahr, 1980-88
204	Jeff Jaeger, 1989-95
78	Daniel Carlson, 2018-20
62	Mike Mercer, 1963-66
	Cole Ford, 1995-97
Most field goals attempted, season	
44	Jeff Jaeger, 1993
43	Daniel Carlson, 2021
41	Sebastian Janikowski, 2010
37	George Blanda, 1969
	Chris Bahr, 1980
35	Sebastian Janikowski, 2011
	Sebastian Janikowski, 2016
	Daniel Carlson, 2020
Most field goals attempted, game	
6	Chris Bahr, at SD; Sept. 14, 1980
	Jeff Jaeger, vs. PhO.; Dec. 10, 1989
	Sebastian Janikowski, at SD; Oct. 29, 2000
	Sebastian Janikowski, at Chi.; Oct. 5, 2003
	Sebastian Janikowski, at Ari.; Sept. 26, 2010
	Sebastian Janikowski, vs. Chi.; Nov. 27, 2011
	Sebastian Janikowski, vs. KC; Dec. 16, 2012
	Sebastian Janikowski, vs. Ten.; Nov. 24, 2013
Most field goals, career	
414	Sebastian Janikowski, 2000-16
162	Chris Bahr, 1980-88
156	George Blanda, 1967-75
152	Jeff Jaeger, 1989-95
108	Daniel Carlson, 2018-21
Most field goals, season	
40	Daniel Carlson, 2021
35	Jeff Jaeger, 1993
33	Sebastian Janikowski, 2010
	Daniel Carlson, 2020
31	Sebastian Janikowski, 2011
	Sebastian Janikowski, 2012
29	Jeff Jaeger, 1991
	Sebastian Janikowski, 2016
Most field goals, rookie, season	
22	Sebastian Janikowski, 2000
16	Daniel Carlson, 2018
11	George Fleming, 1961
8	Cole Ford, 1995
4	Fred Steinfort, 1976
Most field goals, game	
6	Sebastian Janikowski, vs. Chi.; Nov. 27, 2011
5	Jeff Jaeger, vs. Den.; Dec. 11, 1994
	Sebastian Janikowski, at SD; Oct. 29, 2000
	Sebastian Janikowski, at Chi.; Oct. 5, 2003
	Sebastian Janikowski, at Min.; Nov. 18, 2007
	Sebastian Janikowski, vs. KC; Dec. 16, 2012
	Daniel Carlson, at Dal.; Nov. 25, 2021
	Daniel Carlson, vs. LAC; Jan. 9, 2022
Most field goals, quarter	
4	Sebastian Janikowski, at Chi.; Oct. 5, 2003 (2nd qtr)
Most consecutive games, scoring field goals	
19	Daniel Carlson, Dec. 15, 2019-Jan. 3, 2021
16	Sebastian Janikowski, Sept. 10, 2000-Sept. 30, 2001
	Sebastian Janikowski, Dec. 6, 2009-Nov. 28, 2010
15	Jeff Jaeger, Dec. 30, 1990-Dec. 8, 1991
	Jeff Jaeger, Sept. 5, 1993-Jan. 2, 1994
	Jeff Jaeger, Oct. 16, 1994-Nov. 12, 1995
	Sebastian Janikowski, Dec. 18, 2011-Dec. 2, 2012
Most consecutive field goals	
20	Sebastian Janikowski, Nov. 16, 2008-Nov. 15, 2009
	Daniel Carlson, Nov. 1, 2020-Present
19	Sebastian Janikowski, Dec. 24, 2011-Oct. 21, 2012
17	Daniel Carlson, Nov. 11, 2018-Sept. 15, 2019
13	Sebastian Janikowski, Sept. 25-Nov. 20, 2011

12	Chris Bahr, Dec. 23, 1985-Oct. 5, 1986
	Jeff Jaeger, Sept. 8 -Oct. 13, 1991
	Jeff Jaeger, Nov. 20, 1994-Oct. 8, 1995
Longest field goal made	
63	Sebastian Janikowski, at Den.; Sept. 12, 2011
61	Sebastian Janikowski, at Cle.; Dec. 27, 2009
59	Sebastian Janikowski, vs. Ind.; Dec. 26, 2010
57	Sebastian Janikowski, vs. NYJ; Oct. 19, 2008
	Sebastian Janikowski, vs. KC; Dec. 16, 2012
	Sebastian Janikowski, vs. SF; Dec. 7, 2014
56	Sebastian Janikowski, at KC; Sept. 14, 2008
	Sebastian Janikowski, at Det.; Nov. 22, 2015
	Sebastian Janikowski, vs. SD; Oct. 9, 2016
	Daniel Carlson, at Dal.; Nov. 25, 2021
Longest field goal attempted	
76	Sebastian Janikowski, vs. SD; Sept. 28, 2008
66	Sebastian Janikowski, vs. Was.; Dec. 13, 2009
65	Sebastian Janikowski, vs. Det.; Dec. 19, 2011
64	Sebastian Janikowski, vs. Hou.; Nov. 4, 2007
	Sebastian Janikowski, vs. Jac.; Oct. 21, 2012
63	Chris Bahr, vs. Cle.; Nov. 16, 1986
	Sebastian Janikowski, at Den.; Sept. 12, 2011
61	Three times; last: Sebastian Janikowski, vs. Cle.; Dec. 2, 2012
Highest field-goal percentage, career (50 att.)	
.893	Daniel Carlson, 2018-20 (108-121)
.804	Sebastian Janikowski, 2000-16 (414-515)
.745	Jeff Jaeger, 1989-95 (152-204)
.726	Cole Ford, 1995-97 (45-62)
.651	Chris Bahr, 1980-88 (162-249)
Highest field-goal percentage, season (1 att. per game)	
.943	Daniel Carlson, 2020 (33-35)
.941	Daniel Carlson, 2018 (16-17)
	Daniel Carlson, 2021 (40-43)
.912	Sebastian Janikowski, 2012 (31-34)
.897	Sebastian Janikowski, 2009 (26-29)
Most field goals, no misses, game	
6	Sebastian Janikowski, vs. Chi.; Nov. 27, 2011
5	Jeff Jaeger, vs. Den.; Dec. 11, 1994
	Sebastian Janikowski, at Min.; Nov. 18, 2007
	Daniel Carlson, at Dal.; Nov. 25, 2021
	Daniel Carlson, vs. LAC; Jan. 9, 2022
Most field goals, 50-or-more yards, career	
55	Sebastian Janikowski, 2000-16
13	Jeff Jaeger, 1989-95
	Daniel Carlson, 2018-21
7	Chris Bahr, 1980-88
3	Giorgio Tavecchio, 2017
1	George Fleming, 1961
	George Blanda, 1967-75
	Greg Davis, 1998
	Cole Ford, 1995-97
	Joe Nedney, 1999
	Mike Nugent, 2018
Most field goals, 50-or-more yards, season	
7	Sebastian Janikowski, 2011
6	Sebastian Janikowski, 2007
	Sebastian Janikowski, 2009
	Sebastian Janikowski, 2012
	Daniel Carlson, 2021
4	Jeff Jaeger, 1993
	Sebastian Janikowski, 2010
	Sebastian Janikowski, 2015
	Daniel Carlson, 2020
Most field goals, 50-or-more yards, game	
3	Sebastian Janikowski, at Hou.; Oct. 9, 2011
2	Sebastian Janikowski, at Ten.; Oct. 28, 2007
	Sebastian Janikowski, vs. Ind.; Dec. 26, 2010
	Sebastian Janikowski, vs. KC; Dec. 16, 2012
	Giorgio Tavecchio, at Ten.; Sept. 10, 2017
SAFETIES	
Most safeties, career	
3	Ted Hendricks, 1975-83
2	Lyle Alzado, 1982-85
	Greg Townsend, 1983-97
1	24 players

Most safeties, season	
1	31 times; last: Casey Hayward Jr., vs. Mia.; Sep. 26, 2021
Most safeties, game	
1	31 times; last: Casey Hayward Jr., vs. Mia.; Sep. 26, 2021

RUSHING

ATTEMPTS	
Most seasons leading league	
(None)	
Most seasons leading team	
8	Marcus Allen, 1982-88, 1990
5	Clem Daniels, 1962-66
4	Marv Hubbard, 1971-74
	Mark van Eeghen, 1976-80
	Justin Fargas, 2006-09
3	Hewitt Dixon, 1967-68, 1970
	Napoleon Kaufman, 1996-98
	Tyrone Wheatley, 1999-2000, 2003
	Darren McFadden, 2010, 2012, 2014
	Josh Jacobs, 2019-21



RB Marcus Allen

Most consecutive seasons leading team	
7	Marcus Allen, 1982-88
5	Clem Daniels, 1962-66
	Mark van Eeghen, 1976-80
4	Marv Hubbard, 1971-74
	Justin Fargas, 2006-09
3	Napoleon Kaufman, 1996-98
	Josh Jacobs, 2019-21
Most attempts, career	
2,090	Marcus Allen, 1982-92
1,475	Mark van Eeghen, 1974-81
1,133	Clem Daniels, 1961-67
1,038	Darren McFadden, 2008-14
978	Napoleon Kaufman, 1995-2000
Most attempts, season	
380	Marcus Allen, 1985
324	Mark van Eeghen, 1977
282	Harvey Williams, 1994
275	Marcus Allen, 1984
273	Josh Jacobs, 2020
Most attempts, rookie, season	
242	Josh Jacobs, 2019
172	Arthur Whittington, 1978
160	Marcus Allen, 1982
156	Greg Robinson, 1993
142	Napoleon McCallum, 1986
Most attempts, game	
36	Mark van Eeghen, at NYJ; Oct. 23, 1977
33	Marcus Allen, at GB; Sept. 13, 1987
	Justin Fargas, vs. Den.; Dec. 2, 2007
32	Tyrone Wheatley, vs. Min.; Nov. 16, 2003
31	Clem Daniels, at KC; Nov. 8, 1963
	Mark van Eeghen, at Den.; Oct. 30, 1977
	Marcus Allen, vs. Cin.; Nov. 17, 1985
	Napoleon Kaufman, vs. Cin.; Oct. 25, 1998
	Josh Jacobs, at Cle.; Nov. 1, 2020

YARDS GAINED	
Most seasons leading league	
1	Clem Daniels, 1963
	Marcus Allen, 1985
Most seasons leading team	
7	Marcus Allen, 1982-88
6	Clem Daniels, 1962-67
5	Mark van Eeghen, 1976-80
4	Marv Hubbard, 1971-74
3	Napoleon Kaufman, 1996-98
	Tyrone Wheatley, 1999-2000, 2003
	Justin Fargas, 2006-08
	Darren McFadden, 2010, 2012, 2014
	Josh Jacobs, 2019-21
Most consecutive seasons leading team	
7	Marcus Allen, 1982-88
6	Clem Daniels, 1962-67
5	Mark van Eeghen, 1976-80
4	Marv Hubbard, 1971-74
3	Napoleon Kaufman, 1996-98
	Justin Fargas, 2006-08
	Josh Jacobs, 2019-21
Most yards rushing, career	
8,545	Marcus Allen, 1982-92
5,907	Mark van Eeghen, 1974-81
5,103	Clem Daniels, 1961-67
4,792	Napoleon Kaufman, 1995-2000
4,394	Marv Hubbard, 1969-75
Most seasons, 1,000-or-more yards rushing	
3	Mark van Eeghen, 1976-78
	Marcus Allen, 1983-85
2	Josh Jacobs, 2019-20
1	Clem Daniels, 1963
	Marv Hubbard, 1972
	Harvey Williams, 1995
	Napoleon Kaufman, 1997
	Tyrone Wheatley, 2000
	LaMont Jordan, 2005
	Justin Fargas, 2007
	Darren McFadden, 2010
	Latavius Murray, 2015
Most consecutive seasons, 1,000-or-more yards rushing	
3	Mark van Eeghen, 1976-78
	Marcus Allen, 1983-85
2	Josh Jacobs, 2019-20
Most yards rushing, season	
1,759	Marcus Allen, 1985
1,294	Napoleon Kaufman, 1997
1,273	Mark van Eeghen, 1977
1,168	Marcus Allen, 1984
1,157	Darren McFadden, 2010
Most yards rushing, rookie, season	
1,150	Josh Jacobs, 2019
697	Marcus Allen, 1982
661	Arthur Whittington, 1978
591	Greg Robinson, 1993
554	Bo Jackson, 1987
Most yards rushing, game	
227	Napoleon Kaufman, vs. Den.; Oct. 19, 1997
20	Bo Jackson, at Sea.; Nov. 30, 1987
220	Clem Daniels, vs. NYJ; Oct. 20, 1963
187	Clem Daniels, at HouO.; Dec. 9, 1962
	Hewitt Dixon, at HouO.; Sept. 29, 1968
179	Justin Fargas, at Mia.; Sept. 30, 2007
Most yards rushing, rookie, game	
221	Bo Jackson, at Sea.; Nov. 30, 1987
177	Michael Bush, at TB; Dec. 28, 2008
164	Darren McFadden, at KC; Sept. 14, 2008
156	Marcus Allen, vs. Sea.; Dec. 5, 1982
149	Carry Todd, at HouO.; Nov. 7, 1965
Most games, 100-or-more yards rushing, career	
22	Marcus Allen, 1982-92
15	Clem Daniels, 1961-67
14	Napoleon Kaufman, 1995-2000

- 13 Darren McFadden, 2008-14
- 10 Marv Hubbard, 1969-75
- Most games, 100-or-more yards rushing, season**
- 11 Marcus Allen, 1985
- 6 Napoleon Kaufman, 1997
- 6 Darren McFadden, 2010
- 5 Mark van Eeghen, 1977
- 5 Josh Jacobs, 2019
- 4 Clem Daniels, 1963
- 4 Clem Daniels, 1965
- 4 Bo Jackson, 1989
- 4 Napoleon Kaufman, 1998
- 4 Justin Fargas, 2007



RB Bo Jackson

- Most consecutive games, 100-or-more yards rushing**
- 11 Marcus Allen, Oct. 6-Dec. 23, 1985
- 3 Marv Hubbard, Oct. 27-Nov. 10, 1974
- 3 Bo Jackson, Oct. 29-Nov. 12, 1989
- 3 Bo Jackson, Dec. 2-16, 1990
- 3 Napoleon Kaufman, Sept. 14-28, 1997
- Longest run from scrimmage**
- 93 Terrelle Pryor, vs. Pit.; Oct. 27, 2013
- 92 Bo Jackson, vs. Cin.; Nov. 5, 1989
- 91 Bo Jackson, at Sea.; Nov. 30, 1987
- 90 Lataivus Murray, vs. KC; Nov. 20, 2014
- 89 Kenny King, vs. SD; Oct. 12, 1980
- 88 Bo Jackson, vs. Cin.; Dec. 16, 1990 (no TD)
- 87 Jack Larscheid, vs. Bos.; Oct. 16, 1960
- 83 Napoleon Kaufman, vs. Den.; Oct. 19, 1997
- 83 Tony Teresa, vs. Buf.; Nov. 13, 1960
- 80 Napoleon Kaufman, vs. NYG; Sept. 13, 1998
- 80 Tyrone Wheatley, vs. Sea.; Oct. 22, 2000
- 80 Rashad Jennings, at Hou.; Nov. 17, 2013

AVERAGE GAIN

- Highest average gain, career (750 att.)**
- 4.90 Napoleon Kaufman, 1995-2000 (978-4,792)
- 4.81 Marv Hubbard, 1969-75 (913-4,394)
- 4.53 Clarence Davis, 1971-78 (804-3,640)
- 4.50 Clem Daniels, 1961-67 (1,133-5,103)
- 4.09 Darren McFadden, 2008-14 (1,038-4,247)
- Highest average gain, season (75 att.)**
- 6.94 Terrelle Pryor, 2013 (83-576)
- 6.84 Bo Jackson, 1987 (81-554)
- 5.94 Rich Gannon, 2000 (89-529)
- 5.92 Jalen Richard, 2016 (83-491)
- 5.83 Napoleon Kaufman, 1996 (150-874)
- Highest average gain, game (10 att.)**
- 12.28 Bo Jackson, at Sea.; Nov. 30, 1987 (18-221)
- 12.23 Bo Jackson, vs. Cin.; Nov. 5, 1989 (13-159)
- 11.75 Tony Teresa, vs. Buf.; Nov. 13, 1960 (12-141)
- 11.50 Kenny King, vs. SD; Oct. 12, 1980 (12-138)
- 11.00 Marv Hubbard, at HouO.; Dec. 2, 1973 (11-121)

TOUCHDOWNS

- Most seasons leading league**
- 1 Pete Banaszak, 1975
- 1 Marcus Allen, 1982

Most seasons leading team

- 8 Marcus Allen, 1982-88, 1990
- 4 Charlie Smith, 1968-70, 1972
- 4 Pete Banaszak, 1971, 1974-76
- 4 Mark van Eeghen, 1977-80
- 3 Clem Daniels, 1962, 1965-66
- 3 Harvey Williams, 1994-95, 1998
- 3 Tyrone Wheatley, 1999-2000, 2004
- 3 Zack Crockett, 2001-03
- 3 Michael Bush, 2009-11
- 3 Darren McFadden, 2008, 2012, 2014
- 3 Lataivus Murray, 2014-16
- 3 Josh Jacobs, 2019-21

Most consecutive seasons leading team

- 7 Marcus Allen, 1982-88
- 4 Mark van Eeghen, 1977-80
- 3 Charlie Smith, 1968-70
- 3 Pete Banaszak, 1974-76
- 3 Zack Crockett, 2001-03
- 3 Michael Bush, 2009-11
- 3 Lataivus Murray, 2014-16
- 3 Josh Jacobs, 2019-21

Most rushing TDs, career

- 79 Marcus Allen, 1982-92
- 47 Pete Banaszak, 1966-78
- 35 Mark van Eeghen, 1974-81
- 35 Zack Crockett, 1999-2006
- 32 Tyrone Wheatley, 1999-2004
- 30 Clem Daniels, 1961-67
- 28 Josh Jacobs, 2019-21

Most rushing TDs, season

- 16 Pete Banaszak, 1975
- 13 Marcus Allen, 1984
- 12 Marcus Allen, 1990
- 12 Lataivus Murray, 2016
- 11 Josh Jacobs, 2020
- 11 Marcus Allen, 1982
- 11 Marcus Allen, 1985

Most rushing TDs, rookie, scrimmage

- 11 Marcus Allen, 1982
- 7 Arthur Whittington, 1978
- 7 Josh Jacobs, 2019
- 6 J.D. Smith, 1960
- 5 Charlie Smith, 1968

Most rushing TDs, game

- 3 Tony Teresa, at BosP.; Nov. 4, 1960
- 3 Clem Daniels, vs. HouO.; Nov. 6, 1966
- 3 Pete Banaszak, at Was.; Nov. 23, 1975
- 3 Pete Banaszak, vs. KC; Dec. 21, 1975
- 3 Mark van Eeghen, vs. Atl.; Oct. 14, 1979
- 3 Booker Russell, vs. SD; Oct. 25, 1979
- 3 Marcus Allen, vs. LARm.; Dec. 18, 1982
- 3 Marcus Allen, vs. SD; Sept. 24, 1984
- 3 Marcus Allen, at Mia.; Dec. 2, 1984
- 3 Marcus Allen, vs. SD; Oct. 28, 1985
- 3 Marcus Allen, vs. KC; Nov. 25, 1990
- 3 Rich Gannon, at Ind.; Sept. 10, 2000
- 3 LaMont Jordan, vs. Buf.; Oct. 23, 2005
- 3 Daunte Culpepper, at Mia.; Sept. 30, 2007
- 3 Darren McFadden, at Den.; Oct. 24, 2010
- 3 Lataivus Murray, vs. Den.; Nov. 6, 2016
- 3 Josh Jacobs, at Car.; Sept. 13, 2020

Most consecutive games, rushing for TDs

- 5 Charlie Smith, Nov. 12-Dec. 11, 1972
- 5 Mark van Eeghen, Oct. 29-Nov. 26, 1978
- 5 Marcus Allen, Oct. 30-Nov. 27, 1983
- 4 Clem Daniels, Dec. 2, 1962-Sept. 7, 1963
- 4 Hewritt Dixon, Dec. 10, 1967-Sept. 15, 1968
- 4 Art Whittington, Sept. 17-Oct. 8, 1978
- 4 Harvey Williams, Sept. 17-Oct. 8, 1995
- 4 Zack Crockett, Nov. 5-26, 2000

PASSING

PASSER RATING (current rating system implemented in 1973)

Most seasons leading league

- 1 Tom Flores, 1960
- 1 Ken Stabler, 1976

Highest passer rating, career (800 att.)

- 92.1 Derek Carr, 2014-21
- 91.2 Rich Gannon, 1999-2004
- 83.5 Carson Palmer, 2011-12
- 82.1 Jeff Hostetler, 1993-96
- 80.2 Ken Stabler, 1970-79

Highest passer rating, season (200 att.)

- 103.4 Ken Stabler, 1976
- 101.4 Derek Carr, 2020
- 100.8 Derek Carr, 2019
- 97.3 Rich Gannon, 2002
- 96.7 Derek Carr, 2016

Highest passer rating, game (12 att.)

- 158.2 Jay Schroeder, vs. Sea.; Nov. 17, 1991
- 149.3 Jay Schroeder, at Min.; Dec. 22, 1990
- 148.3 Rich Gannon, vs. SD; Nov. 14, 1999
- 147.7 Ken Stabler, at Chi.; Nov. 7, 1976
- 145.8 Daryle Lamonica, at Mia.; Sept. 21, 1968

ATTEMPTS

Most seasons leading league

- 1 Daryle Lamonica, 1969
- 1 Rich Gannon, 2002

Most seasons leading team

- 8 Derek Carr, 2014-21
- 7 Ken Stabler, 1973-79
- 6 Daryle Lamonica, 1967-72
- 5 Tom Flores, 1960-61, 1963, 1965-66
- 5 Rich Gannon, 1999-03
- 4 Jim Plunkett, 1980, 1982-83, 1986
- 4 Marc Wilson, 1981, 1984-85, 1987
- 4 Jay Schroeder, 1988, 1990-92
- 4 Jeff Hostetler, 1993-96

Most consecutive seasons leading team

- 8 Derek Carr, 2014-21
- 7 Ken Stabler, 1973-79
- 6 Daryle Lamonica, 1967-72
- 5 Rich Gannon, 1999-03
- 4 Jeff Hostetler, 1993-96
- 3 Jay Schroeder, 1990-92

Most passes attempted, career

- 4,456 Derek Carr, 2014-21
- 2,481 Ken Stabler, 1970-79
- 2,448 Rich Gannon, 1999-2004
- 2,248 Daryle Lamonica, 1967-74
- 1,707 Jim Plunkett, 1979-86

Most passes attempted, season

- 626 Derek Carr, 2021
- 618 Rich Gannon, 2002
- 599 Derek Carr, 2014
- 573 Derek Carr, 2015
- 565 Kerry Collins, 2005
- 565 Carson Palmer, 2012

Most passes attempted, rookie, season

- 599 Derek Carr, 2014
- 211 Matt McGloin, 2013
- 66 JaMarcus Russell, 2007
- 40 Todd Marinovich, 1991
- 38 David Humm, 1975

Most passes attempted, game

- 64 Rich Gannon, at Pit.; Sept. 15, 2002
- 61 Carson Palmer, vs. TB; Nov. 4, 2012
- 59 Todd Marinovich, vs. Cle.; Sept. 20, 1992
- 59 Derek Carr, at TB; Oct. 30, 2016
- 58 Derek Carr, vs. Cle.; Sept. 20, 2018
- 56 Derek Carr, at KC; Dec. 14, 2014
- 56 Derek Carr, vs. Bal; Sept. 13, 2021

COMPLETIONS

Most seasons leading league

- 1 Daryle Lamonica, 1969
- 1 Rich Gannon, 2002

Most seasons leading team

- 8 Derek Carr, 2014-21
- 7 Ken Stabler, 1973-79
- 6 Daryle Lamonica, 1967-72
- 5 Tom Flores, 1960-61, 1963, 1965-66
- 5 Rich Gannon, 1999-03
- 4 Jim Plunkett, 1980, 1982-83, 1986
- 4 Marc Wilson, 1981, 1984-85, 1987
- 4 Jay Schroeder, 1988, 1990-92
- 4 Jeff Hostetler, 1993-96

Most consecutive seasons leading team

- 8 Derek Carr, 2014-21
- 7 Ken Stabler, 1973-79
- 6 Daryle Lamonica, 1967-72
- 5 Rich Gannon, 1999-03
- 4 Jeff Hostetler, 1993-96
- 3 Jay Schroeder, 1990-92

Most passes completed, career


- 2,896 Derek Carr, 2014-21
- 1,533 Rich Gannon, 1999-2004
- 1,486 Ken Stabler, 1970-79
- 1,138 Daryle Lamonica, 1967-74
- 960 Jim Plunkett, 1979-86

Most passes completed, season

- 428 Derek Carr, 2021
- 418 Rich Gannon, 2002
- 381 Derek Carr, 2018
- 361 Rich Gannon, 2001
- 361 Derek Carr, 2019
- 357 Derek Carr, 2016

Most passes completed, rookie, season

- 348 Derek Carr, 2014
- 118 Matt McGloin, 2013
- 36 JaMarcus Russell, 2007
- 23 Todd Marinovich, 1991
- 18 Chon Gallegos, 1962
- 18 David Humm, 1975



QB Ken Stabler

Most passes completed, game

- 43 Rich Gannon, at Pit.; Sept. 15, 2002
- 40 Derek Carr, at TB; Oct. 30, 2016
- 39 Carson Palmer, vs. TB; Nov. 4, 2012
- 35 Rich Gannon, at Den.; Dec. 30, 2001
- 35 Rich Gannon, vs. SD; Oct. 20, 2002
- 35 Rich Gannon, at KC; Oct. 27, 2002
- 35 Derek Carr, vs. Cle.; Sept. 30, 2018

COMPLETION PERCENTAGE

- Most seasons leading league**
 2 Ken Stabler, 1973, 1976
 1 Tom Flores, 1960
- Highest completion percentage, career (500 att.)**
 65.0 Derek Carr, 2014-21 (2,896-4,456)
 62.6 Rich Gannon, 1999-2004 (1,533-2,448)
 60.9 Carson Palmer, 2011-12 (544-893)
 59.9 Ken Stabler, 1970-79 (1,486-2,481)
 58.5 Jeff Hostetler, 1993-96 (913-1,562)
- Highest completion percentage, season (140 att.)**
 70.4 Derek Carr, 2019 (361-513)
 68.9 Derek Carr, 2018 (381-553)
 68.4 Derek Carr, 2021 (428-626)
 67.6 Rich Gannon, 2002 (418-618)
 67.3 Derek Carr, 2020 (348-517)
- Highest completion percentage, rookie, season**
 58.1 Derek Carr, 2014
 57.5 Todd Marinovich, 1991
 55.9 Matt McGloin, 2013
 54.5 JaMarcus Russell, 2007
 51.4 Chon Gallegos, 1962
- Highest completion percentage, game (20 att.)**
 91.2 Derek Carr, vs. Phi.; Oct. 24, 2021 (31-34)
 90.6 Derek Carr, at Den.; Sept. 16, 2018 (29-32)
 89.5 Rich Gannon, at Den.; Nov. 11, 2002 (34-38)
 86.7 Derek Carr, at LAC; Dec. 22, 2019 (26-30)
 86.2 Ken Stabler, at BalC.; Oct. 28, 1973 (25-29)
 Derek Carr, vs. Cin.; Nov. 17, 2019 (25-29)

YARDS PASSING

- Most seasons leading league**
 1 Daryle Lamonica, 1969
 Jeff George, 1997
- Most seasons leading team**
 8 Derek Carr, 2014-21
 7 Ken Stabler, 1973-79
 6 Daryle Lamonica, 1967-72
 5 Tom Flores, 1960-61, 1963, 1965-66
 Rich Gannon, 1999-03
 4 Jim Plunkett, 1980, 1982-83, 1986
 Marc Wilson, 1981, 1984-85, 1987
 Jay Schroeder, 1988, 1990-92
 Jeff Hostetler, 1993-96
- Most consecutive seasons leading team**
 8 Derek Carr, 2014-20
 7 Ken Stabler, 1973-79
 6 Daryle Lamonica, 1967-72
 5 Rich Gannon, 1999-03
 4 Jeff Hostetler, 1993-96
 3 Jay Schroeder, 1990-92
- Most yards passing, career**
 31,700 Derek Carr, 2014-21
 19,078 Ken Stabler, 1970-79
 17,585 Rich Gannon, 1999-2004
 16,655 Daryle Lamonica, 1967-74
 12,665 Jim Plunkett, 1979-86
 11,760 Marc Wilson, 1980-87
 11,635 Tom Flores, 1960-66
 11,122 Jeff Hostetler, 1993-96
- Most seasons, 3,000-or-more yards passing**
 8 Derek Carr, 2014-21
 4 Rich Gannon, 1999-2002
 3 Daryle Lamonica, 1967-69
 2 Jeff Hostetler, 1993-94
 Kerry Collins, 2004-05
- Most consecutive seasons, 3,000-or-more yards passing**
 1 Ken Stabler, 1979
 Jeff George, 1997
 Carson Palmer, 2012
- Most consecutive seasons, 3,000-or-more yards passing**
 8 Derek Carr, 2014-21
 4 Rich Gannon, 1999-2002
 3 Daryle Lamonica, 1967-69
 2 Jeff Hostetler, 1993-94
 Kerry Collins, 2004-05

- Most yards passing, season**
 4,804 Derek Carr, 2021
 4,689 Rich Gannon, 2002
 4,103 Derek Carr, 2020
 4,054 Derek Carr, 2019
 4,049 Derek Carr, 2018
- Most yards passing, rookie, season**
 3,270 Derek Carr, 2014
 1,547 Matt McGloin, 2013
 373 JaMarcus Russell, 2007
 298 Chon Gallegos, 1962
 246 David Humm, 1975
- Most yards passing, game**
 513 Derek Carr, at TB; Oct. 30, 2016
 437 Derek Carr, vs. Cle.; Sept. 30, 2018
 435 Derek Carr, vs. Bal.; Sept. 13, 2021
 427 Cotton Davidson, vs. Den.; Oct. 25, 1964
 424 Jeff Hostetler, vs. SD; Oct. 31, 1993
 417 Carson Palmer, vs. SD; Jan. 1, 2012
 Derek Carr, vs. KC; Oct. 19, 2017
- Most games, 300-or-more yards passing, career**
 31 Derek Carr, 2014-21
 20 Rich Gannon, 1999-2004
 11 Daryle Lamonica, 1967-74
 10 Jim Plunkett, 1979-86
 Carson Palmer, 2011-12
 8 Ken Stabler, 1970-79
 Marc Wilson, 1980-87



QB Rich Gannon

- Most games, 300-or-more yards passing, season**
 10 Rich Gannon, 2002
 6 Carson Palmer, 2012
 Derek Carr, 2015
 Derek Carr, 2020
 Derek Carr, 2021
- Most consecutive games, 300-or-more yards passing**
 5 Daryle Lamonica, 1968
 4 Cotton Davidson, 1964
 Rich Gannon, 2001
 Kerry Collins, 2004
 Carson Palmer, 2011
 Derek Carr, 2016
 Derek Carr, 2018
- Most consecutive games, 300-or-more yards passing**
 6 Rich Gannon, Sept. 15-Oct. 27, 2002
 3 Cotton Davidson, Oct. 16-Nov. 1, 1964
 Daryle Lamonica, Nov. 3-24, 1968
 Rich Gannon, Nov. 24-Dec. 8, 2002
 Carson Palmer, Nov. 4-18, 2012
 Derek Carr, Nov. 1-15, 2015
 Derek Carr, Oct. 19-Nov. 5, 2017
 Derek Carr, Sept. 13, 2021-Sept. 26, 2021

- Longest pass completion**
 99 Jim Plunkett (to Cliff Branch), at Was.; Oct. 2, 1983
 94 George Blanda (to Warren Wells), vs. Den.; Nov. 10, 1968
 93 Tom Flores (to Dobie Craig), vs. NYJ; Oct. 20, 1963 (no TD)
 92 Marc Wilson (to Marcus Allen), vs. Sea.; Oct. 7, 1984 (no TD)
- 90 Cotton Davidson (to Dick Dorsey), at SD; Dec. 2, 1962 (no TD)
 88 Ken Stabler (to Cliff Branch), vs. GB; Oct. 24, 1976
 87 Derek Carr (to Amari Cooper), at LAC; Dec. 31, 2017
 86 Jim Plunkett (to Cliff Branch), at Phi.; Nov. 23, 1980
 JaMarcus Russell (to Zach Miller), vs. Phi.; Oct. 18, 2009
- 85 Tom Flores (to Charley Fuller), at Buf.; Nov. 5, 1961 (no TD)
 Jay Schroeder (to Mervyn Fernandez), at NO; Oct. 23, 1988
 Derek Carr (to Nelson Agholor), vs. Mia.; Dec. 26, 2020

AVERAGE GAIN

- Most seasons leading league**
 1 Ken Stabler, 1976
 Jay Schroeder, 1990
- Highest average gain, career (800 att.)**
 7.7 Ken Stabler, 1970-79
 7.6 Carson Palmer, 2011-12
 7.4 Jim Plunkett, 1979-86
 7.4 Daryle Lamonica, 1967-74
 7.4 Jay Schroeder, 1988-92
- Highest average gain, season (200 att.)**
 9.4 Ken Stabler, 1976
 8.6 Tom Flores, 1966
 8.5 Jay Schroeder, 1990
 8.5 Tom Flores, 1963
 8.4 Carson Palmer, 2011
- Highest average gain, game (20 att.)**
 15.0 Carson Palmer, at SD; Nov. 10, 2011
 14.3 Daryle Lamonica, at Mia.; Sept. 21, 1968
 14.0 Tom Flores, vs. HouO.; Dec. 22, 1963
 13.3 Jeff Hostetler, vs. SD; Oct. 31, 1993
 13.0 Ken Stabler, at Den.; Oct. 22, 1973



QB Daryle Lamonica

TOUCHDOWNS

- Most seasons leading league**
 2 Daryle Lamonica, 1967, 1969
 Ken Stabler, 1974, 1976
- Most TD passes, career**
 193 Derek Carr, 2014-21
 150 Ken Stabler, 1970-79
 148 Daryle Lamonica, 1967-74
 114 Rich Gannon, 1999-2004
 92 Tom Flores, 1960-66

- Most TD passes, season**
 34 Daryle Lamonica, 1969
 32 Derek Carr, 2015
 30 Daryle Lamonica, 1967, 1969
 29 Jeff George, 1997
 28 Rich Gannon, 2000
 Derek Carr, 2016
- Most TD passes, rookie, season**
 21 Derek Carr, 2014
 8 Matt McGloin, 2013
 3 David Humm, 1975
 Todd Marinovich, 1991
 2 Chon Gallegos, 1962
 JaMarcus Russell, 2007
- Most TD passes, game**
 6 Tom Flores, vs. HouO.; Dec. 22, 1963
 Daryle Lamonica, vs. Buf.; Oct. 19, 1969
 5 Tom Flores, vs. Den.; Dec. 15, 1963
 Cotton Davidson, vs. Den.; Oct. 25, 1964
 Marc Wilson, at SD; Oct. 21, 1984
 Rich Gannon, vs. Car.; Dec. 24, 2000
 Kerry Collins, vs. Ten.; Dec. 19, 2004
- Most games, four-or-more TD passes, career**
 7 Daryle Lamonica, 1967-74
 6 Ken Stabler, 1970-79
 Derek Carr, 2014-21
 5 Rich Gannon, 1999-2004
 3 Jeff Hostetler, 1993-96
 2 Tom Flores, 1960-66
 Marc Wilson, 1980-87
 Kerry Collins, 2004-05
 Cotton Davidson, 1963-68
- Most games, four-or-more TD passes, season**
 2 Tom Flores, 1963
 Cotton Davidson, 1964
 Daryle Lamonica, 1967
 Daryle Lamonica, 1968
 Daryle Lamonica, 1969
 Ken Stabler, 1974
 Ken Stabler, 1975
 Rich Gannon, 2000
 Kerry Collins, 2004
 Derek Carr, 2015
 Derek Carr, 2016
- Most consecutive games, four-or-more TD passes**
 2 Tom Flores, Dec. 15-22, 1963
 Derek Carr, Nov. 1-8, 2015
- Most consecutive games, TD pass**
 25 Daryle Lamonica, Dec. 8, 1968-Nov. 15, 1970
 19 Rich Gannon, Nov. 5, 2001-Nov. 11, 2002
 18 Derek Carr, Dec. 18, 2016-Dec. 31, 2017
 15 Ken Stabler, Dec. 14, 1975-Sept. 18, 1977
 14 Derek Carr, Nov. 29, 2015-Oct. 30, 2016

PASSES HAD INTERCEPTED

- Most passes had intercepted, career**
 143 Ken Stabler, 1970-79
 115 Daryle Lamonica, 1967-74
 86 Marc Wilson, 1980-87
 85 Derek Carr, 2014-21
 83 Tom Flores, 1960-66
- Most passes had intercepted, season**
 30 Ken Stabler, 1978
 25 Daryle Lamonica, 1969
 24 Ken Stabler, 1975
 23 Cotton Davidson, 1962
 22 Ken Stabler, 1979
- Fewest passes had intercepted, season (200 att.)**
 4 Rich Gannon, 2003 (225 attempts)
 5 Rick Mirer, 2003 (221 attempts)
 6 Derek Carr, 2016 (560 attempts)
 7 Steve Beuerlein, 1988 (238 attempts)
 8 Marc Wilson, 1987 (266 attempts)
 JaMarcus Russell, 2008 (368 attempts)
 Jason Campbell, 2010 (329 attempts)
 Matt McGloin, 2013 (211 attempts)
 Derek Carr, 2019 (515 attempts)

Most passes had intercepted, game

- 7 Ken Stabler, vs. Den.; Oct. 16, 1977
- 6 Cotton Davidson, at SD; Nov. 1, 1964
- Donald Hollas, vs. Mia.; Dec. 6, 1998
- 5 Daryle Lamonica, at Cin.; Nov. 2, 1969
- Ken Stabler, at Mia.; Dec. 10, 1978
- Ken Stabler, at NY; Oct. 21, 1979
- Jim Plunkett, vs. KC; Oct. 5, 1980

Most attempts, no interceptions, game

- 59 Derek Carr, at TB; Oct. 30, 2016
- 56 Derek Carr, at KC; Dec. 14, 2014
- 54 Derek Carr, at Cle.; Oct. 26, 2014
- 52 Derek Carr, vs. KC; Oct. 19, 2017
- 48 Kerry Collins, vs. NYG; Dec. 31, 2005

LOWEST PERCENTAGE, PASSES HAD INTERCEPTED

Most seasons leading league

- 2 Daryle Lamonica, 1967-68
- 1 Tom Flores, 1965

Lowest percentage, career (800 att.)

- 1.9 Derek Carr, 2014-21 (85 int., 4,456 att.)
- 2.0 Rich Gannon, 1999-2004 (50 int., 2,448 att.)
- 3.0 Kerry Collins, 2004-05 (32 int., 1,078 att.)
- 3.1 Jeff Hostetler, 1993-96 (49 int., 1,562 att.)
- 3.4 Carson Palmer, 2011-12 (30 int., 893 att.)

Lowest percentage, season (200 att.)

- 1.1 Derek Carr, 2016 (6 int., 560 att.)
- 1.6 Derek Carr, 2019 (8 int., 513 att.)
- 1.6 Rich Gannon, 2002 (10 int., 618 att.)
- 1.6 Rich Gannon, 2001 (9 int., 549 att.)
- 1.7 Jeff George, 1997 (9 int., 521 att.)

TIMES SACKED (since 1963: sack became official in 1982)

Most times sacked, career

- 237 Derek Carr, 2014-21
- 189 Ken Stabler, 1970-79
- 178 Jim Plunkett, 1979-86
- 171 Marc Wilson, 1980-87
- 162 Rich Gannon, 1999-2004

Most times sacked, season

- 58 Jeff George, 1997
- 51 Derek Carr, 2018
- 49 Rich Gannon, 1999
- 46 Andrew Walter, 2006
- 42 Jim Plunkett, 1983

Most times sacked, game

- 10 Jeff George, at KC; Sept. 6, 1998
- 9 Steve Beuerlein, vs. LARm.; Sept. 18, 1988
- Andrew Walter, at Sea.; Nov. 6, 2006
- Terrelle Pryor, at KC; Oct. 13, 2013
- 8 Jim Plunkett, at Phi.; Nov. 23, 1980
- Jim Plunkett, at Sea.; Oct. 16, 1983
- Marc Wilson, vs. SD; Sept. 28, 1986
- Marc Wilson, vs. Chi.; Dec. 27, 1987
- Donald Hollas, vs. Mia.; Dec. 6, 1998

RECEIVING

Most seasons leading league, receptions

- 2 Todd Christensen, 1983, 1986
- 1 Fred Biletnikoff, 1971
- Tim Brown, 1997

Most seasons leading team, receptions

- 11 Tim Brown, 1988, 1992-2001
- 6 Fred Biletnikoff, 1968-73
- 5 Todd Christensen, 1982-86
- 4 Art Powell, 1963-66
- 3 Cliff Branch, 1974-75, 1979
- Dave Casper, 1976-78
- Zach Miller, 2008-10
- Michael Crabtree, 2015-17

Most consecutive seasons leading team, receptions

- 10 Tim Brown, 1992-2001
- 6 Fred Biletnikoff, 1968-73
- 5 Todd Christensen, 1982-86
- 4 Art Powell, 1963-66
- 3 Dave Casper, 1976-78
- Zach Miller, 2008-10
- Michael Crabtree, 2015-17

Most receptions, career

- 1,070 Tim Brown, 1988-2003
- 589 Fred Biletnikoff, 1965-78
- 501 Cliff Branch, 1972-85
- 461 Todd Christensen, 1979-88
- 446 Marcus Allen, 1982-92

Most seasons, 50-or-more receptions

- 11 Tim Brown, 1993-2003
- 4 Art Powell, 1963-66
- Fred Biletnikoff, 1968-69, 1971-72
- Marcus Allen, 1983-85, 1987
- Todd Christensen, 1983-86



WR Fred Biletnikoff

Most receptions, season

- 107 Darren Waller, 2020
- 104 Tim Brown, 1997
- 103 Hunter Renfrow, 2021
- 95 Todd Christensen, 1986
- 92 Todd Christensen, 1983
- 91 Jerry Rice, 2002
- 91 Tim Brown, 2001
- Charlie Garner, 2002
- 90 Tim Brown, 1996
- Tim Brown, 1999
- Darren Waller, 2019

Most receptions, rookie season

- 72 Amari Cooper, 2015
- 49 Hunter Renfrow, 2019
- 44 Zach Miller, 2007
- 43 Tim Brown, 1988
- 42 Raymond Chester, 1970

Most receptions, game

- 14 Tim Brown, vs. Jac.; Dec. 21, 1997
- Brandon Myers, vs. Cle.; Dec. 2, 2012
- 13 Tim Brown, at KC; Oct. 27, 2002
- Darren McFadden, vs. SD; Sept. 10, 2012
- Darren Waller, at Min.; Sept. 22, 2019
- Darren Waller, at NY; Dec. 6, 2020
- Hunter Renfrow, at KC; Dec. 12, 2021
- 12 Dave Casper, at NE; Oct. 3, 1976
- Tim Brown, vs. Dal.; Nov. 19, 1995
- Amari Cooper, at TB; Oct. 30, 2016
- Darren Waller, vs. NO; Sept. 21, 2020

RECEIVING YARDS

Most seasons leading league

- 1 Art Powell, 1963
- Warren Wells, 1969
- Cliff Branch, 1974

Most seasons leading team

- 10 Tim Brown, 1992-2001
- 6 Cliff Branch, 1974-76, 1979-80, 1982
- 4 Art Powell, 1963-66
- Todd Christensen, 1983-86
- 3 Fred Biletnikoff, 1967, 1971-72
- Warren Wells, 1968-70
- Mervyn Fernandez, 1988-89, 1991
- Zach Miller, 2008-10

Most consecutive seasons leading team

- 10 Tim Brown, 1992-2001
- 4 Art Powell, 1963-66
- Todd Christensen, 1983-86
- 3 Warren Wells, 1968-70
- Cliff Branch, 1974-76
- Zach Miller, 2008-10

Most yards receiving, career

- 14,734 Tim Brown, 1988-2003
- 8,974 Fred Biletnikoff, 1965-78
- 8,685 Cliff Branch, 1972-85
- 5,872 Todd Christensen, 1979-88
- 4,491 Art Powell, 1963-66

Most seasons, 1,000-or-more yards receiving

- 9 Tim Brown, 1993-2001
- 3 Art Powell, 1963-64, 1966
- Todd Christensen, 1983-84, 1986
- 2 Warren Wells, 1968-69
- Cliff Branch, 1974, 1976
- Todd Christensen, 1983-84
- Jerry Rice, 2001-02
- Amari Cooper, 2015-16
- Darren Waller, 2019-20

Most yards receiving, season

- 1,408 Tim Brown, 1997
- 1,361 Art Powell, 1964
- 1,344 Tim Brown, 1999
- 1,342 Tim Brown, 1995
- 1,309 Tim Brown, 1994
- 1,304 Art Powell, 1963
- 1,260 Warren Wells, 1969
- 1,247 Todd Christensen, 1983
- 1,211 Jerry Rice, 2002

Most yards receiving, rookie season

- 1,070 Amari Cooper, 2015
- 771 James Jett, 1993
- 725 Tim Brown, 1988
- 665 Jessie Hester, 1985
- 618 Denarius Moore, 2011
- 605 Hunter Renfrow, 2019

Most yards receiving, game

- 247 Art Powell, vs. HouO.; Dec. 22, 1963
- 210 Amari Cooper, vs. KC; Oct. 19, 2017
- 206 Art Powell, at BosP.; Oct. 8, 1965
- 200 Darren Waller, at NY; Dec. 6, 2020
- 198 Warren Wells, vs. Den.; Oct. 11, 1970
- 193 Jessie Hester, vs. Phi.; Nov. 30, 1986
- 190 Tim Brown, vs. NY; Oct. 24, 1999

Most games, 200-or-more yards receiving, career

- 2 Art Powell, 1963-66
- 1 Amari Cooper, 2015-18
- Darren Waller, 2018-21

Most games, 100-or-more yards receiving, career

- 43 Tim Brown, 1988-2003
- 22 Cliff Branch, 1972-85
- 21 Fred Biletnikoff, 1965-78
- 18 Art Powell, 1963-66
- 14 Warren Wells, 1967-70
- Todd Christensen, 1979-88

Most games, 100-or-more yards receiving, season

- 7 Art Powell, 1964
- Warren Wells, 1968
- Tim Brown, 1997
- 6 Cliff Branch, 1976
- Tim Brown, 1995

Most consecutive games, 100-or-more yards receiving

- 3 Art Powell, Oct. 10-25, 1964
- Warren Wells, Oct. 27-Nov. 10, 1968
- Cliff Branch, Nov. 3-17, 1974
- Cliff Branch, Oct. 24-Nov. 7, 1976
- Tim Brown, Oct. 24-Nov. 14, 1999
- Darren Waller, Dec. 17 2020-Jan. 3, 2021
- Hunter Renfrow, Nov. 25, 2021-Dec. 12, 2021

Longest pass reception

- 99 Cliff Branch (from Jim Plunkett), at Was.; Oct. 2, 1983
- 94 Warren Wells (from George Blanda), vs. Den.; Nov. 10, 1968
- 93 Dobie Craig (from Tom Flores), vs. NYJ; Oct. 20, 1963 (no TD)
- 92 Marcus Allen (from Marc Wilson), vs. Sea.; Oct. 7, 1984 (no TD)
- 90 Dick Dorsey (from Cotton Davidson), at SD; Dec. 2, 1962 (no TD)
- 88 Cliff Branch (from Ken Stabler), vs. GB; Oct. 24, 1976
- 87 Amari Cooper (from Derek Carr), at LAC; Dec. 31, 2017
- 86 Cliff Branch (from Jim Plunkett), at Phi.; Nov. 23, 1980
- Zach Miller (from JaMarcus Russell), vs. Phi.; Oct. 18, 2009
- 85 Charley Fuller (from Tom Flores), at Buf.; Nov. 5, 1961 (no TD)
- Mervyn Fernandez (from Jay Schroeder), at NO; Oct. 23, 1988
- Nelson Agholor (from Derek Carr) vs. Mia.; Dec. 26, 2020

AVERAGE GAIN

Highest average gain, career (145 rec.)

- 23.3 Warren Wells, 1967-70 (156-3,634)
- 20.0 Willie Gault, 1988-93 (149-2,985)
- 19.4 Dokie Williams, 1983-87 (148-2,866)
- 18.0 Mervyn Fernandez, 1987-92 (209-3,764)
- 17.7 Art Powell, 1963-66 (254-4,491)

Highest average gain, season (24 rec.)

- 26.8 Warren Wells, 1969 (47-1,260)
- 26.0 Mervyn Fernandez, 1988 (31-805)
- 24.6 Willie Gault, 1989 (28-690)
- 24.2 Cliff Branch, 1976 (46-1,111)
- 23.4 James Jett, 1993 (33-771)

Highest average gain, game (3 rec.)

- 57.3 Clem Daniels, vs. Buf., Sept. 15, 1963 (3-172)
- 48.3 Jessie Hester, vs. Phi.; Nov. 30, 1986 (4-193)
- 43.3 Marcus Allen, vs. Sea.; Oct. 7, 1984 (4-173)
- 42.3 Warren Wells, at Den.; Nov. 10, 1968 (3-127)
- 41.7 Raghbi Ismail, vs. Ind.; Oct. 22, 1995 (3-125)

TOUCHDOWN RECEPTIONS

Most seasons leading league

- 2 Warren Wells, 1968-69
- Cliff Branch, 1974, 1976
- 1 Art Powell, 1963

Most consecutive seasons leading league

- 2 Warren Wells, 1968-69

Most seasons leading team

- 10 Tim Brown, 1991-96, 1998, 2000-01, 2003
- 5 Cliff Branch, 1974-77, 1982
- Todd Christensen, 1982-86
- 4 Art Powell, 1963-66
- 3 Warren Wells, 1968-70
- Jerry Porter, 2002, 2004, 2007
- Denarius Moore, 2011-13
- Michael Crabtree, 2015-17

Most consecutive seasons leading team

- 6 Tim Brown, 1991-96
- 5 Todd Christensen, 1982-86
- 4 Art Powell, 1963-66
- Cliff Branch, 1974-77
- 3 Warren Wells, 1968-70
- Denarius Moore, 2011-13
- Michael Crabtree, 2015-17

Most TD receptions, career

- 99 Tim Brown, 1988-2003
- 76 Fred Biletnikoff, 1965-78
- 67 Cliff Branch, 1972-84
- 50 Art Powell, 1963-66
- 42 Warren Wells, 1967-70

Most TD receptions, season

- 16 Art Powell, 1963
- 14 Warren Wells, 1969
- 13 Cliff Branch, 1974
- 12 Art Powell, 1965
- Fred Biletnikoff, 1969
- Cliff Branch, 1976
- Todd Christensen, 1983
- James Jett, 1997

Most TD receptions, rookie, season

- 7 Raymond Chester, 1970
- 6 Amari Cooper, 2015
- 5 Mike Siani, 1972
- Tim Brown, 1988
- Denarius Moore, 2011
- Foster Moreau, 2019

Most TD receptions, game

- 4 Art Powell, vs. HouO., Dec. 22, 1963
- 3 17 times; last: Michael Crabtree, vs. NYJ, Sept. 17, 2017

YARDS FROM SCRIMMAGE

Most yards from scrimmage, career

- 14,924 Tim Brown, 1988-2003
- 12,803 Marcus Allen, 1982-92
- 8,974 Fred Biletnikoff, 1965-78
- 8,755 Cliff Branch, 1972-85
- 8,394 Clem Daniels, 1961-67

Most yards from scrimmage, season

- 2,314 Marcus Allen, 1985
- 1,926 Marcus Allen, 1984
- 1,903 Charlie Garner, 2002
- 1,784 Clem Daniels, 1963
- 1,697 Napoleon Kaufman, 1997

Most yards from scrimmage, game

- 256 Clem Daniels, vs. NYJ; Oct. 20, 1963
- 248 Clem Daniels, vs. Buf.; Sept. 15, 1963
- 247 Art Powell, vs. HouO.; Dec. 22, 1963
- 242 Michael Bush, at SD; Nov. 10, 2011
- 235 Bo Jackson, at Sea.; Nov. 30, 1987

SPECIAL TEAMS

PUNTING

Most punts, career

- 1,049 Ray Guy, 1973-86
- 1,014 Shane Lechler, 2000-12
- 642 Jeff Gossett, 1988-96
- 426 Marquette King, 2013-16
- 364 Mike Eischeid, 1966-71

Most punts, season

- 109 Marquette King, 2014
- 98 Leo Araguz, 1998
- 96 Ray Guy, 1981
- Shane Lechler, 2003
- Shane Lechler, 2009
- 93 Leo Araguz, 1997

Most punts, game

- 16 Leo Araguz, vs. SD; Oct. 11, 1998
- 11 Wayne Crow, vs. HouO.; Sept. 11, 1960
- Mike Mercer, vs. BosP.; Sept. 22, 1963
- Ray Guy, vs. Cle.; Nov. 18, 1973
- Shane Lechler, vs. Car.; Nov. 9, 2008
- Shane Lechler, vs. KC; Nov. 15, 2009
- Marquette King, at Hou.; Nov. 17, 2013
- Marquette King, at KC; Dec. 14, 2014



P Ray Guy

Longest punt

- 80 Shane Lechler, vs. Chi.; Nov. 27, 2011
- 77 Wayne Crow, vs. NYJ; Oct. 29, 1961
- Shane Lechler, at Den.; Sept. 12, 2011
- 76 Shane Lechler, at KC; Dec. 24, 2011
- 74 Ray Guy, at Den.; Oct. 30, 1977
- AJ Cole, at LAC; Dec. 22, 2019
- 73 Shane Lechler, vs. SD; Sept. 28, 2003

AVERAGE YARDAGE, PUNTING

Most seasons leading league, gross average

- 5 Shane Lechler, 2003-05, 2007, 2009
- 3 Ray Guy, 1974-75, 1977
- 1 Marquette King, 2013
- AJ Cole, 2021

Highest gross average, punting, career (150 punts)

- 47.5 Shane Lechler, 2000-12 (1,014-48,215)
- 46.8 Marquette King, 2013-17 (426-19,941)
- 42.9 Leo Araguz, 1996-99 (280-12,024)
- 42.4 Ray Guy, 1973-86 (1,049-44,493)
- 42.3 Mike Eischeid, 1966-71 (364-15,381)

Highest gross average, punting, season (35 punts)

- 51.1 Shane Lechler, 2009
- 50.8 Shane Lechler, 2011
- 50.0 AJ Cole, 2021
- 49.1 Shane Lechler, 2007
- 48.9 Marquette King, 2013

Highest gross average, punting, game (4 punts)

- 59.0 Shane Lechler, at Den.; Dec. 24, 2005 (5-295)
- 58.2 Shane Lechler, at Den.; Sept. 12, 2011 (6-349)
- 57.6 Ray Guy, at Den.; Sept. 6, 1981 (5-288)
- 57.0 AJ Cole, at Den.; Oct. 17, 2021 (4-228)
- 56.9 Shane Lechler, at KC; Sept. 20, 2009 (7-398)

Highest net average, career (150 punts, since 1976)

- 40.8 Marquette King, 2013-17
- 38.8 Shane Lechler, 2000-12
- 35.3 Jeff Gossett, 1988-96
- 35.0 Leo Araguz, 1996-99

Highest net average, season (35 punts, since 1976)

- 43.9 Shane Lechler, 2009
- 42.7 Marquette King, 2017
- 42.5 AJ Cole, 2021
- 41.4 Marquette King, 2016
- 41.2 Shane Lechler, 2008

Highest net average, punting, game (4 punts, since 1976)

- 55.0 Marquette King, vs. LAC; Oct. 15, 2017
- 52.2 Shane Lechler, vs. Ari.; Oct. 25, 2009
- 50.8 Marquette King, vs. Den.; Oct. 11, 2015
- 50.6 Shane Lechler, at Ari.; Sept. 26, 2010
- 50.6 Marquette King, at Jac.; Oct. 23, 2016

PUNTS HAD BLOCKED

Most punts had blocked, career

- 4 Shane Lechler, 2000-12
- 3 Mike Eischeid, 1966-71
- Jerry DePoyster, 1971-72
- Ray Guy, 1973-86
- Jeff Gossett, 1988-96
- Marquette King, 2013-17

Most punts had blocked, season

- 3 Jerry DePoyster, 1972
- 2 Wayne Crow, 1961
- Ray Guy, 1978
- Jeff Gossett, 1990
- Marquette King, 2013

PUNTS INSIDE THE 20

Most punts inside the 20, career (since 1976)

- 322 Shane Lechler, 2000-12
- 210 Ray Guy, 1976-86
- 180 Jeff Gossett, 1988-96
- 128 Marquette King, 2013-16
- 86 Leo Araguz, 1996-99

Most punts inside the 20, season (since 1976)

- 40 Marquette King, 2015
- 34 Marquette King, 2016
- 33 Shane Lechler, 2008
- AJ Cole, 2019
- 32 Ray Guy, 1985
- 31 Marquette King, 2014

Most punts inside the 20, game (since 1976)

- 6 Marquette King, vs. SD; Dec. 24, 2015
- 5 Leo Araguz, vs. SD; Oct. 11, 1998
- Shane Lechler, vs. SD; Sept. 3, 2000
- Shane Lechler, vs. NYJ; Oct. 19, 2008
- Shane Lechler, vs. KC; Nov. 15, 2009
- Marquette King, at Den.; Dec. 13, 2015
- Marquette King, at Den.; Jan. 1, 2017
- 4 229 times; last: AJ Cole, at Dal.; Nov. 25, 2021

PUNT RETURNS

Most seasons leading league

- 2 Claude Gibson, 1963, 1965
- Rodger Bird, 1966-67
- George Atkinson, 1968, 1973
- Greg Pruitt, 1983
- Fulton Walker, 1985

Most punt returns, career

- 320 Tim Brown, 1988-2002
- 168 Neal Colzie, 1975-78
- 148 George Atkinson, 1968-77
- 138 Greg Pruitt, 1982-84
- 115 Johnnie Lee Higgins, 2007-10

Most punt returns, season

- 62 Fulton Walker, 1985
- 58 Greg Pruitt, 1983
- 53 Greg Pruitt, 1984
- 49 Fulton Walker, 1986
- Tim Brown, 1988

Most punt returns, rookie, season

- 49 Tim Brown, 1988
- 48 Neal Colzie, 1975
- 37 Rodger Bird, 1966
- 36 George Atkinson, 1968
- 35 Ted Watts, 1981

Most punt returns, game

- 9 Rodger Bird, vs. Den.; Sept. 10, 1967
- Cle Montgomery, vs. Det.; Dec. 10, 1984
- Neal Colzie, vs. SD; Oct. 5, 1975
- Ted Watts, vs. NE; Nov. 1, 1981
- Fulton Walker, vs. Cle.; Nov. 16, 1986
- Desmond Howard, vs. SD; Oct. 11, 1998

FAIR CATCHES

Most fair catches, career

- 150 Tim Brown, 1988-2003
- 43 Johnnie Lee Higgins, 2007-10
- 41 Greg Pruitt, 1982-84
- 36 Rod Sherman, 1967-71
- 34 Hunter Renfrow, 2019-21

Most fair catches, season

- 21 Tim Brown, 1996
- Tim Brown, 2001
- Johnnie Lee Higgins, 2009
- 20 Tim Brown, 1993
- Desmond Howard, 1997
- Hunter Renfrow, 2021

Most fair catches, game

- 5 Darrien Gordon, vs. Atl.; Nov. 26, 2000
- 4 Nine times; last: TJ Carrie, at KC; Dec. 8, 2016

YARDS GAINED, PUNT RETURNS

Most seasons leading league

- 2 Claude Gibson, 1963-64
- Rodger Bird, 1966-67
- 1 George Atkinson, 1968
- Neal Colzie, 1975
- Greg Pruitt, 1983
- Fulton Walker, 1985
- Tim Brown, 1994
- Johnnie Lee Higgins, 2008



S George Atkinson

Most punt return yards, career

- 3,272 Tim Brown, 1988-2003
- 1,747 Neal Colzie, 1975-78
- 1,348 Greg Pruitt, 1982-84
- 1,247 George Atkinson, 1968-77
- 1,132 Fulton Walker, 1985-86

Most punt return yards, season

- 692 Fulton Walker, 1985
- 666 Greg Pruitt, 1983
- 655 Neal Colzie, 1975
- 612 Rodger Bird, 1967
- 570 Johnnie Lee Higgins, 2008

Most punt return yards, rookie, season

- 655 Neal Colzie, 1975
- 490 George Atkinson, 1968
- 444 Tim Brown, 1988
- 323 Rodger Bird, 1966
- 306 Jalen Richard, 2016

Most punt return yards, game

- 205 George Atkinson, at Buf.; Sept. 15, 1968 (5-205)
- 152 Cle Montgomery, at Det.; Dec. 10, 1984 (9-152)
- 143 Rodger Bird, vs. Den.; Sept. 10, 1967 (9-143)
- 134 Rodger Bird, vs. SD; Oct. 29, 1967 (5-134)
- 133 Desmond Howard, vs. Sea.; Nov. 15, 1998 (6-133)

Longest punt return (All TDs)

99	Dwayne Harris, vs. Den.; Dec. 24, 2018
97	Greg Pruitt, at Was.; Oct. 2, 1983
93	Johnnie Lee Higgins, at Mia.; Nov. 16, 2008
89	Johnnie Lee Higgins, at Den.; Nov. 23, 2008
88	Tim Brown, vs. KC; Dec. 9, 2001
86	George Atkinson, at Buf.; Sept. 15, 1968
85	Claude Gibson, vs. KC; Nov. 3, 1963
83	Phillip Buchanan, vs. Ten.; Sept. 29, 2002
82	George Atkinson, vs. SD; Oct. 13, 1968

AVERAGE YARDAGE, PUNT RETURNS**Most seasons leading league**

2	Claude Gibson, 1963-64
1	Bob Garner, 1962
	Rodger Bird, 1967

Highest punt return average, career (50 attempts)

12.6	Claude Gibson, 1963-65 (86-1,083)
11.3	Rodger Bird, 1966-68 (94-1,063)
11.0	Phillip Buchanan, 2002-04 (72-790)
10.4	Desmond Howard, 1997-98 (72-751)
10.4	Neal Colzie, 1975-78 (168-1,747)

Highest average, season (14 returns)

14.4	Claude Gibson, 1964 (29-419)
14.1	Dwayne Harris, 2018 (20-281)
13.9	Cle Montgomery, 1984 (14-194)
13.7	Neal Colzie, 1975 (48-655)
13.6	Phillip Buchanan, 2003 (36-491)

Highest average, rookie, season (14 returns)

13.7	Neal Colzie, 1975
13.6	George Atkinson, 1968
11.9	Phillip Buchanan, 2002
9.2	Alvin Wyatt, 1970
9.1	Tim Brown, 1988

Highest average, game (3 returns)

42.3	Neal Colzie, at Den.; Nov. 2, 1975 (3-127)
41.0	George Atkinson, at Buf.; Sept. 15, 1968 (5-205)
32.0	Phillip Buchanan, vs. NY; Nov. 9, 2003 (3-96)
30.7	Phillip Buchanan, at SD; Dec. 28, 2003 (3-92)
30.0	Ron Smith, vs. Dal.; Dec. 14, 1974 (3-90)

TOUCHDOWNS, PUNT RETURNS**Most seasons leading league**

1	Claude Gibson, 1963
	George Atkinson, 1968
	Alvin Wyatt, 1970
	Greg Pruitt, 1983
	Desmond Howard, 1998
	Phillip Buchanan, 2003
	Johnnie Lee Higgins, 2008

Most TDs, career

3	Claude Gibson, 1963-65
	George Atkinson, 1968-77
	Tim Brown, 1988-2003
	Phillip Buchanan, 2002-04
	Johnnie Lee Higgins, 2007-10
2	Desmond Howard, 1997-98
1	Eight tied; last: Dwayne Harris, 2018

Most TDs, season

3	Johnnie Lee Higgins, 2008
2	Claude Gibson, 1963
	George Atkinson, 1968
	Desmond Howard, 1998
	Phillip Buchanan, 2003

Most TDs, game

1	25 times; last: Dwayne Harris, vs. Den.; Dec. 24, 2018
---	--

KICKOFF RETURNS**Most seasons leading league, returns**

2	Chris Carr, 2005-06
1	Jack Larscheid, 1960
	George Fleming, 1961
	Tim Brown, 1988
	Desmond Howard, 1997

Most kickoff returns, career

201	Chris Carr, 2005-07
113	Bo Roberson, 1962-65
110	Desmond Howard, 1997-98
104	Raghib Ismail, 1993-95
98	Napoleon Kaufman, 1995-2000

Most kickoff returns, season

73	Chris Carr, 2005
69	Chris Carr, 2006
61	Desmond Howard, 1997
59	Chris Carr, 2007
53	Doug Gabriel, 2004
	Jacoby Ford, 2010

Most kickoff returns, rookie, season

73	Chris Carr, 2005
53	Jacoby Ford, 2010
41	Tim Brown, 1988
35	Ira Matthews, 1979
32	George Atkinson, 1968

Most kickoff returns, game

10	Desmond Howard, at Sea.; Oct. 26, 1997
8	Raghib Ismail, at Sea.; Dec. 17, 1995
7	19 times; last: Jacoby Ford, vs. Mia.; Nov. 28, 2010

KICKOFF RETURN YARDS**Most seasons leading league**

2	Chris Carr, 2005-06
1	Tim Brown, 1988

Most kickoff return yards, career

4,841	Chris Carr, 2005-07
2,791	Bo Roberson, 1962-65
2,358	Desmond Howard, 1997-98
2,234	Raghib Ismail, 1993-95
2,149	Napoleon Kaufman, 1995-2000

Most kickoff return yards, season

1,762	Chris Carr, 2006
1,752	Chris Carr, 2005
1,327	Chris Carr, 2007
1,318	Desmond Howard, 1997
1,280	Jacoby Ford, 2010

Most kickoff return yards, rookie, season

1,752	Chris Carr, 2005
1,280	Jacoby Ford, 2010
1,098	Tim Brown, 1988
873	Ira Matthews, 1979
802	George Atkinson, 1968

Most kickoff return yards, game

223	Desmond Howard, at Sea.; Oct. 26, 1997
220	Terry Kirby, at Sea.; Nov. 11, 2001
208	Jacoby Ford, vs. Mia.; Nov. 28, 2010
206	Chris Carr, at Bal.; Sept. 17, 2006
199	Doug Gabriel, at Hou.; Oct. 3, 2004

Longest kickoff return (All TDs)

104	Ira Matthews, vs. SD; Oct. 25, 1979
102	Harold Hart, at Mia.; Sept. 22, 1975
101	Jacoby Ford, vs. Cle.; Oct. 16, 2011
	Jacoby Ford, vs. Mia.; Nov. 28, 2010

AVERAGE YARDAGE**Most seasons leading league**

1	Larry Brunson, 1979
	Tim Brown, 1988

Highest average, career (50 returns)

27.1	Clarence Davis, 1971-77 (79-2,140)
25.0	Jacoby Ford, 2010-13 (75-1,874)
24.9	George Atkinson, 1968-77 (76-1,893)
24.7	Bo Roberson, 1962-65 (113-2,791)
24.1	Chris Carr, 2005-07 (201-4,841)

Highest average, season (12 returns)

30.5	Harold Hart, 1975 (17-518)
28.4	Jack Larscheid, 1960 (30-852)
27.8	Bryan McCann, 2011 (13-361)
27.7	Bo Roberson, 1962 (27-748)
27.2	Clarence Davis, 1971 (27-734)

Highest average, game (3 returns)

53.0	Harold Hart, at Mia.; Sept. 22, 1975 (3-159)
49.7	Bryan McCann, at KC; Dec. 24, 2011 (3-149)
45.3	David Dunn, vs. Atl.; Nov. 26, 2000 (3-136)
45.0	Ira Matthews, vs. SD; Oct. 25, 1979 (4-180)
41.7	Bo Roberson, vs. SD; Sept. 30, 1962 (3-125)

TOUCHDOWNS**Most seasons leading league**

1	Bo Roberson, 1962
	Ira Matthews, 1979
	Tim Brown, 1988
	Jacoby Ford, 2010

Most TDs, career

4	Jacoby Ford, 2010-13
2	Terry Kirby, 2000-02
	Justin Miller, 2008-09
1	10 tied

Most TDs, season

3	Jacoby Ford, 2010
2	Justin Miller, 2008
1	13 times; last: Jacoby Ford, 2011

Most TDs, game

1	18 times; last: Jacoby Ford, vs. Cle.; Oct. 16, 2011
---	--

COMBINED KICK RETURNS**Most combined kick returns, career**

369	Tim Brown, 1988-2003
278	Chris Carr, 2005-07
224	George Atkinson, 1968-77
186	Greg Pruitt, 1982-84
182	Desmond Howard, 1997-98

Most combined kick returns, season

107	Chris Carr, 2005
104	Chris Carr, 2006
94	Desmond Howard, 1998
90	Tim Brown, 1988
89	Greg Pruitt, 1983

YARDS GAINED, COMBINED KICK RETURNS**Most yards gained, career**

5,295	Chris Carr, 2005-07
4,507	Tim Brown, 1988-2003
3,140	George Atkinson, 1968-77
3,109	Desmond Howard, 1997-98
2,845	Bo Roberson, 1962-65

Most yards gained, season

1,978	Chris Carr, 2006
1,938	Chris Carr, 2005
1,581	Desmond Howard, 1998
1,542	Tim Brown, 1988
1,528	Desmond Howard, 1997

Most yards gained, game

245	Chris Carr, at Bal.; Sept. 17, 2006
244	Desmond Howard, at Buf.; Dec. 13, 1998
230	George Atkinson, at Buf.; Sept. 15, 1968
227	Greg Pruitt, at Was.; Oct. 2, 1983
223	Desmond Howard, at Sea.; Oct. 26, 1997

TOUCHDOWNS, COMBINED KICK RETURN**Most TD, combined kick returns, career**

4	Tim Brown, 1988-2003
	Jacoby Ford, 2010-13
3	Claude Gibson, 1963-65
	George Atkinson, 1968-77
	Terry Kirby, 2000-02
	Phillip Buchanan, 2002-04
	Johnnie Lee Higgins, 2007-10

Most TDs, season

3	Johnnie Lee Higgins, 2008 (3 PR, 0 KR)
	Jacoby Ford, 2010 (0 PR, 3 KR)
2	Claude Gibson, 1963 (2 PR, 0 KR)
	George Atkinson, 1968 (2 PR, 0 KR)
	Desmond Howard, 1998 (2 PR, 0 KR)
	Terry Kirby, 2002 (1 PR, 1 KR)
	Phillip Buchanan, 2003 (2 PR, 0 KR)
	Justin Miller, 2008 (0 PR, 2 KR)

Most TDs, game

1	43 times; last: Dwayne Harris, vs. Den.; Dec. 24, 2018
---	--

COMBINED NET YARDS

Rushing, receiving, interception returns, punt returns, kickoff returns and fumble returns

COMBINED ATTEMPTS**Most combined attempts, career**

2,547	Marcus Allen, 1982-92
1,650	Mark van Eeghen, 1974-81
1,501	Tim Brown, 1988-2003
1,377	Clem Daniels, 1961-67
1,252	Darren McFadden, 2008-14
1,207	Napoleon Kaufman, 1995-2000
1,116	Pete Banaszak, 1966-78
1,026	Charlie Smith, 1968-74
1,008	Tyrone Wheatley, 1999-2004
1,001	Marv Hubbard, 1969-75
989	Clarence Davis, 1971-78
981	Harvey Williams, 1994-98
926	Hewrit Dixon, 1966-70
923	Justin Fargas, 2003-09

Most combined attempts, season

449	Marcus Allen, 1985
342	LaMont Jordan, 2005
342	Marcus Allen, 1984
341	Harvey Williams, 1994
339	Mark van Eeghen, 1977
336	Marcus Allen, 1983
313	Napoleon Kaufman, 1997
309	Harvey Williams, 1997
307	Latavius Murray, 2015
306	Josh Jacobs, 2020
301	Mark van Eeghen, 1978

COMBINED NET YARDS GAINED**Most combined net yards gained, career**

19,443	Tim Brown, 1988-2003
12,798	Marcus Allen, 1982-92
9,266	Clem Daniels, 1961-67
8,981	Fred Biletinkoff, 1965-78
8,969	Cliff Branch, 1972-85
8,048	Napoleon Kaufman, 1995-2000
7,486	Mark van Eeghen, 1974-81
6,641	Clarence Davis, 1971-78
6,057	Darren McFadden, 2008-14
5,933	Todd Christensen, 1979-88
5,394	Chris Carr, 2005-07
5,374	Charlie Smith, 1968-74
5,147	Pete Banaszak, 1966-78
5,073	Marv Hubbard, 1969-75

Most combined net yards gained, season

2,317	Tim Brown, 1988
2,308	Marcus Allen, 1985
1,978	Chris Carr, 2006
1,938	Chris Carr, 2005
1,926	Marcus Allen, 1984
1,905	Jacoby Ford, 2010
1,904	Charlie Garner, 2002
1,812	Johnnie Lee Higgins, 2008
1,796	Tim Brown, 1994
1,784	Clem Daniels, 1963
1,726	Napoleon Kaufman, 1999
1,706	Tim Brown, 1995
1,705	Doug Gabriel, 2004
1,697	Napoleon Kaufman, 1997
1,657	Darren McFadden, 2010

Most combined net yards gained, rookie, season

- 2,317 Tim Brown, 1988
- 1,937 Chris Carr, 2005
- 1,905 Jacoby Ford, 2010
- 1,316 Josh Jacobs, 2019
- 1,240 Arthur Whittington, 1978
- 1,152 Clarence Davis, 1971

Most touchdowns, game

- 1 43 times, last: Dwayne Harris, vs. Den.; Dec. 24, 2018

DEFENSE

SACKS

(Became official stat in 1982)

Most seasons leading league

- 1 Derrick Burgess, 2005

Most sacks, career

- 107.5 Greg Townsend, 1983-93, 1997
- 84.0 Howie Long, 1981-93
- 57.5 Anthony Smith, 1991-97
- 53.0 Bill Pickel, 1983-90
- 40.5 Khalil Mack, 2014-17

Most sacks, season

- 16.0 Derrick Burgess, 2005
- 15.5 Sean Jones, 1986
- 15.0 Khalil Mack, 2015
- 13.0 Howie Long, 1983
- Greg Townsend, 1991
- Anthony Smith, 1992
- Pat Swilling, 1995



WR Tim Brown

Most sacks, rookie, season

- 10.5 Greg Townsend, 1983
- 10.0 Maxx Crosby, 2019
- 9.0 Aaron Wallace, 1990
- 6.0 Bill Pickel, 1983
- 5.5 Scott Davis, 1988

Most sacks, game

- 5.0 Howie Long, at Was.; Oct. 2, 1983
- Khalil Mack, at Den.; Dec. 13, 2015
- 4.0 Anthony Smith, at Sea.; Oct. 18, 1992
- Anthony Smith, vs. Sea.; Sept. 12, 1993
- Kameron Wimbley, at SD; Nov. 10, 2011
- Maxx Crosby, vs. Cin.; Nov. 17, 2019
- 3.5 Howie Long, at KC; Dec. 12, 1982
- Bill Pickel, at Det.; Dec. 10, 1984
- Greg Townsend, vs. Was.; Oct. 29, 1989
- 3.0 22 times; last: Maxx Crosby, at Den.; Oct. 17, 2021

Most seasons, 10-or-more sacks

- 7 Greg Townsend, 1983, 1985-86, 1988-91
- 3 Howie Long, 1983-85
- Anthony Smith, 1991-93
- Bill Pickel, 1994-96
- Khalil Mack, 2015-17
- 2 Lance Johnstone, 1998-99
- Derrick Burgess, 2005-06

Most consecutive seasons, 10-or-more sacks

- 4 Greg Townsend, 1988-91
- 3 Howie Long, 1983-85
- Anthony Smith, 1991-93
- Bill Pickel, 1994-96
- Khalil Mack, 2015-17
- 2 Greg Townsend, 1985-86
- Lance Johnstone, 1998-99
- Derrick Burgess, 2005-06

DEFENSIVE TOUCHDOWNS

Most defensive TDs, career

- 7 Terry McDaniel, 1990-96
- 6 Rod Martin, 1980-84
- 5 Dan Conners, 1966-69
- Lester Hayes, 1979-86
- 4 George Atkinson, 1968-73
- Greg Townsend, 1983-90
- Eric Allen, 2000-01
- Phillip Buchanan, 2002-04
- 3 Charles Woodson, 1998-2005, 2013

Most defensive TDs, season

- 3 Charlie Phillips, 1978
- Terry McDaniel, 1994
- Eric Allen, 2000
- 2 18 times, last: Erik Harris, 2019

Most defensive TDs, rookie, season

- 2 Gus Otto, 1965
- 1 George Atkinson, 1968
- Greg Townsend, 1983
- Lance Johnstone, 1996
- Charles Woodson, 1998
- Phillip Buchanan, 2002
- Keith McGill II, 2014

INTERCEPTIONS

Most seasons leading league

- 1 Dave Grayson, 1968
- Lester Hayes, 1980
- Ronnie Lott, 1991
- Rod Woodson, 2002

Most seasons leading team

- 6 Terry McDaniel, 1990, 1992-96
- 4 Vann McElroy, 1983, 1986-88
- Lester Hayes, 1979-81, 1985
- 3 Willie Brown, 1967, 1972-73
- Mike Haynes, 1984-85, 1988
- Eric Allen, 1998-2000
- Michael Huff, 2009-10, 2012
- Charles Woodson, 1998, 2014-15

Most consecutive seasons leading team

- 5 Terry McDaniel, 1992-96
- 3 Lester Hayes, 1979-81
- Vann McElroy, 1986-88
- Eric Allen, 1998-2000
- 2 13 times; last: Charles Woodson, 2014-15

Most interceptions by, career

- 39 Willie Brown, 1967-78
- Lester Hayes, 1977-86
- 34 Terry McDaniel, 1988-97
- 31 Vann McElroy, 1982-90
- 30 George Atkinson, 1968-77
- Jack Tatum, 1971-79

Most interceptions by, season

- 13 Lester Hayes, 1980
- 10 Tommy Morrow, 1962
- Dave Grayson, 1968
- 9 Eddie Macon, 1960
- Tommy Morrow, 1963



CB Lester Hayes

Most interceptions by, rookie, season

- 10 Tommy Morrow, 1962
- 6 Charlie Phillips, 1975
- 5 Charles Woodson, 1998
- 4 Wayne Crow, 1960
- Rodger Bird, 1966
- George Atkinson, 1968
- Jack Tatum, 1971
- Neal Colzie, 1975

Most interceptions by, game

- 3 Tommy Morrow, at Hou.; Sept. 7, 1963
- Dave Grayson, vs. SD; Oct. 29, 1967
- Dave Grayson, at SD; Oct. 26, 1969
- Willie Brown, vs. LARm.; Oct. 29, 1972
- George Atkinson, at Cle.; Oct. 6, 1974
- Charlie Phillips, vs. Den.; Dec. 8, 1975
- Terry McDaniel, at NE; Oct. 9, 1994
- Rod Woodson, vs. Ten.; Sept. 29, 2002

YARDS GAINED

Most seasons leading league

- 1 Fred Williamson, 1962
- Lester Hayes, 1980
- James Davis, 1982
- Mike Haynes, 1984
- Eddie Anderson, 1989

Most interception yards, career

- 636 Jack Tatum, 1971-79
- 624 Dave Grayson, 1965-70
- Terry McDaniel, 1988-97
- 572 Lester Hayes, 1977-86
- 531 Eddie Anderson, 1987-97

Most interception yards, season

- 273 Lester Hayes, 1980
- 233 Eddie Anderson, 1989
- 225 Rod Woodson, 2002
- 220 Mike Haynes, 1984
- 195 Dave Grayson, 1968

Most interception yards, rookie, season

- 136 Jack Tatum, 1971
- 131 Gus Otto, 1965
- 118 Charles Woodson, 1998
- 81 Phillip Buchanan, 2002
- 66 George Atkinson, 1968

Most interception yards, game

- 151 Mike Haynes, at Mia.; Dec. 2, 1984
- 134 Terry McDaniel, vs. Den.; Nov. 22, 1992
- 115 Erik Harris, vs. LAC; Nov. 7, 2019
- 102 Eddie Anderson, at Mia.; Dec. 14, 1992
- 100 Rod Woodson, vs. Ten.; Sept. 29, 2002
- Chris Carr, vs. Pit.; Oct. 29, 2006

Longest interception return (All TDs)

- 102 Eddie Anderson, at Mia.; Dec. 14, 1992
- 100 Chris Carr, vs. Pit.; Oct. 29, 2006
- 98 Rod Woodson, at Den.; Nov. 11, 2002
- 97 Mike Haynes, at Mia.; Dec. 2, 1984
- 94 Eric Turner, vs. Den.; Sept. 20, 1998
- 83 Phillip Buchanan, vs. Cin.; Sept. 14, 2003

Most TDs on interceptions, career

- 5 Terry McDaniel, 1988-97
- 4 Dave Grayson, 1965-70
- Lester Hayes, 1977-86
- Rod Martin, 1979-88
- Phillip Buchanan, 2002-04

Most TDs on interceptions, season

- 3 Eric Allen, 2000
- 2 Dave Grayson, 1965
- Gus Otto, 1965

Warren Powers, 1967

- Jimmy Warren, 1971
- Lester Hayes, 1979
- Rod Martin, 1983
- Eddie Anderson, 1989
- Terry McDaniel, 1994
- Anthony Dorsett, 2001
- Rod Woodson, 2002
- Phillip Buchanan, 2003-04
- Thomas Howard, 2007
- Erik Harris, 2019

Most TDs on interceptions, rookie, season

- 2 Gus Otto, 1965
- 1 George Atkinson, 1968
- Charles Woodson, 1998
- Phillip Buchanan, 2002

Most TDs on interceptions, game

- 1 90 times; last: Erik Harris, vs. LAC; Nov. 7, 2019

PASSING

	Att	Comp	Yds	Pct	TD	Int
1960 Tom Flores	252	136	1,738	54.0	12	12
1961 Tom Flores	366	190	2,176	51.9	15	19
1962 Cotton Davidson	321	119	1,977	37.1	7	23
1963 Tom Flores	427	113	2,101	45.7	20	13
1964 Cotton Davidson	320	155	2,497	48.4	21	19
1965 Tom Flores	269	122	1,593	45.4	14	11
1966 Tom Flores	306	151	2,638	49.3	24	14
1967 Daryle Lamonica	425	220	3,228	51.8	30	20
1968 Daryle Lamonica	416	206	3,245	49.5	25	15
1969 Daryle Lamonica	426	221	3,302	51.9	34	25
1970 Daryle Lamonica	356	179	2,516	50.3	22	15
1971 Daryle Lamonica	242	118	1,717	48.8	16	16
1972 Daryle Lamonica	281	149	1,998	53.0	18	12
1973 Ken Stabler	260	163	1,997	62.7	14	10
1974 Ken Stabler	310	178	2,469	57.4	26	12
1975 Ken Stabler	293	171	2,296	58.4	16	24
1976 Ken Stabler	291	194	2,737	66.7	27	17
1977 Ken Stabler	294	169	2,176	57.5	20	20
1978 Ken Stabler	406	237	2,944	58.4	16	30
1979 Ken Stabler	498	304	3,615	61.0	26	22
1980 Jim Plunkett	320	165	2,299	51.6	18	16
1981 Marc Wilson	366	173	2,311	47.3	14	19
1982 Jim Plunkett	261	152	2,035	58.2	14	15
1983 Jim Plunkett	379	230	2,935	60.7	20	18
1984 Marc Wilson	282	153	2,151	54.3	15	17
1985 Marc Wilson	388	193	2,608	49.7	16	21
1986 Jim Plunkett	252	133	1,986	52.8	14	9
1987 Marc Wilson	266	152	2,070	57.0	12	8
1988 Jay Schroeder	256	113	1,839	44.1	13	13
1989 Steve Buerlein	217	108	1,677	49.8	13	9
1990 Jay Schroeder	334	182	2,849	54.5	19	9

RUSHING

	No	Yds	Avg	TD	Lg
1960 Tony Teresa	139	608	4.4	6	83
1961 Wayne Crow	119	490	4.1	2	62
1962 Clem Daniels	161	766	4.8	7	72
1963 Clem Daniels	215	1,099	5.1	3	74
1964 Clem Daniels	173	824	4.8	2	42
1965 Clem Daniels	219	884	4.0	5	57
1966 Clem Daniels	204	801	3.9	7	64
1967 Clem Daniels	130	575	4.4	4	52
1968 Hewritt Dixon	206	865	4.2	2	28
1969 Charlie Smith	177	600	3.4	2	26
1970 Hewritt Dixon	197	861	4.4	1	39
1971 Marv Hubbard	181	867	4.8	5	20
1972 Marv Hubbard	219	1,100	5.0	4	39
1973 Marv Hubbard	193	903	4.7	6	50
1974 Marv Hubbard	188	865	4.6	4	32
1975 Pete Banaszak	187	672	3.6	16	27
1976 Mark van Eeghen	233	1,012	4.3	3	21
1977 Mark van Eeghen	324	1,273	3.9	7	27
1978 Mark van Eeghen	270	1,080	4.0	9	34
1979 Mark van Eeghen	223	818	3.7	7	19
1980 Mark van Eeghen	222	838	3.8	5	34
1981 Kenny King	170	828	4.9	0	60
1982 Marcus Allen	160	697	4.4	11	53
1983 Marcus Allen	266	1,014	3.8	9	19
1984 Marcus Allen	275	1,168	4.3	13	52
1985 Marcus Allen	380	1,759	4.6	11	61
1986 Marcus Allen	208	759	3.7	5	28
1987 Marcus Allen	200	754	3.8	5	44
1988 Marcus Allen	223	831	3.7	7	32
1989 Bo Jackson	173	950	5.5	4	92
1990 Bo Jackson	125	698	5.6	5	88
1991 Roger Craig	162	590	3.6	1	15
1992 Eric Dickerson	187	729	3.9	2	40
1993 Greg Robinson	156	591	3.8	1	16
1994 Harvey Williams	282	983	3.5	4	28
1995 Harvey Williams	255	1,114	4.4	9	60
1996 Napoleon Kaufman	150	874	5.8	1	77
1997 Napoleon Kaufman	272	1,294	4.8	6	83
1998 Napoleon Kaufman	217	921	4.2	2	80
1999 Tyrone Wheatley	242	936	3.9	8	30

	Att	Comp	Yds	Pct	TD	Int
1991 Jay Schroeder	357	189	2,562	52.9	15	16
1992 Jay Schroeder	253	123	1,476	48.6	11	11
1993 Jeff Hostetler	419	236	3,242	56.3	14	10
1994 Jeff Hostetler	455	263	3,334	57.8	20	16
1995 Jeff Hostetler	286	172	1,998	60.1	12	9
1996 Jeff Hostetler	402	242	2,548	60.2	23	14
1997 Jeff George	221	290	3,917	55.7	29	9
1998 Donald Hollas	560	135	1,754	51.9	10	16
1999 Rich Gannon	515	304	3,840	59.0	24	14
2000 Rich Gannon	473	284	3,430	60.0	28	11
2001 Rich Gannon	549	361	3,828	65.8	27	9
2002 Rich Gannon	618	418	4,689	67.6	26	10
2003 Rich Gannon	225	125	1,274	55.6	6	4
2004 Kerry Collins	513	289	3,495	56.3	21	20
2005 Kerry Collins	565	302	3,759	53.5	20	12
2006 Andrew Walter	276	147	1,677	53.3	3	13
2007 Josh McCown	190	111	1,151	58.4	10	11
2008 JaMarcus Russell	368	198	2,423	53.8	13	8
2009 JaMarcus Russell	246	120	1,287	48.8	3	11
2010 Jason Campbell	329	194	2,387	59.0	13	8
2011 Carson Palmer	328	199	2,753	60.7	13	16
2012 Carson Palmer	565	345	4,018	61.1	22	14
2013 Terrelle Pryor	272	156	1,798	57.4	7	11
2014 Derek Carr	599	348	3,270	58.1	21	12
2015 Derek Carr	573	350	3,987	61.1	32	13
2016 Derek Carr	560	357	3,937	63.8	28	6
2017 Derek Carr	515	323	3,496	62.7	22	13
2018 Derek Carr	553	381	4,049	68.9	19	10
2019 Derek Carr	513	361	4,054	70.4	21	8
2020 Derek Carr	517	348	4,103	67.3	27	9
2021 Derek Carr	626	428	4,804	68.4	23	14

	No	Yds	Avg	TD	Lg
2000 Tyrone Wheatley	232	1,046	4.5	9	80
2001 Charlie Garner	211	839	4.0	1	38
2002 Charlie Garner	182	962	5.3	7	36
2003 Tyrone Wheatley	159	678	4.3	4	41
2004 Amos Zereoue	112	425	3.8	3	55
2005 LaMont Jordan	272	1,025	3.8	9	26
2006 Justin Fargas	178	659	3.7	1	48
2007 Justin Fargas	222	1,009	4.6	4	48
2008 Justin Fargas	218	853	3.9	1	42
2009 Michael Bush	123	589	4.8	3	60
2010 Darren McFadden	223	1,157	5.2	7	57
2011 Michael Bush	256	977	3.8	7	44
2012 Darren McFadden	216	707	3.3	2	64
2013 Rashad Jennings	163	733	4.5	6	80
2014 Darren McFadden	155	534	3.5	2	25
2015 Latavius Murray	266	1,066	4.0	6	54
2016 Latavius Murray	195	788	4.0	12	42
2017 Marshawn Lynch	207	891	4.3	7	51
2018 Doug Martin	172	723	4.2	4	29
2019 Josh Jacobs	242	1,150	4.8	7	51
2020 Josh Jacobs	273	1,065	3.9	12	28
2021 Josh Jacobs	217	872	4.2	9	28



RB Mark van Eeghen

RECEIVING

	No	Yds	Avg	TD	Lg
1960 Billy Lott	49	524	10.7	1	28
1961 Doug Asad	42	592	14.1	2	51
1962 Max Boydston	30	374	12.5	0	58
1963 Art Powell	73	1,304	17.9	16	85
1964 Art Powell	76	1,361	17.9	11	77
1965 Art Powell	52	800	15.4	12	66
1966 Art Powell	53	1,026	19.4	11	46
1967 Hewritt Dixon	59	563	9.5	2	48
1968 Fred Biletnikoff	61	1,037	17.0	6	82
1969 Fred Biletnikoff	54	837	15.5	12	53
1970 Fred Biletnikoff	45	768	17.1	7	51
1971 Fred Biletnikoff	61	929	15.2	9	49
1972 Fred Biletnikoff	58	802	13.8	7	39
1973 Fred Biletnikoff	48	660	13.8	4	32
1974 Cliff Branch	60	1,092	18.2	13	67
1975 Cliff Branch	51	893	17.5	9	53
1976 Dave Casper	53	691	13.0	10	30
1977 Dave Casper	48	584	12.2	6	27
1978 Dave Casper	62	852	13.7	9	44
1979 Cliff Branch	59	844	14.3	6	66
1980 Bob Chandler	49	786	16.0	10	56
1981 Derrick Ramsey	52	674	13.0	4	66
1982 Todd Christensen	42	510	12.1	4	50
1983 Todd Christensen	92	1,247	13.6	12	45
1984 Todd Christensen	80	1,007	12.6	7	38
1985 Todd Christensen	82	987	12.0	6	48
1986 Todd Christensen	95	1,153	12.1	8	35
1987 Marcus Allen	51	410	8.0	0	39
1988 Tim Brown	43	725	16.9	5	65
1989 Mervyn Fernandez	57	1,069	18.8	9	75
1990 Mervyn Fernandez	52	839	16.1	5	66
1991 Ethan Horton	53	650	12.3	5	52
1992 Tim Brown	49	693	14.1	7	68
1993 Tim Brown	80	1,180	14.8	7	71
1994 Tim Brown	89	1,309	14.7	9	77
1995 Tim Brown	89	1,342	15.1	10	80
1996 Tim Brown	90	1,104	12.3	9	42
1997 Tim Brown	104	1,408	13.5	5	59
1998 Tim Brown	81	1,012	12.5	9	49

SCORING

	TD	PAT	FG	Total
1960 Tony Teresa	10	0	0	60
1961 George Fleming	1	24	11	63
1962 Clem Daniels	8	0	0	48
1963 Art Powell	16	0	0	96
1964 Mike Mercer	0	34	15	79
1965 Clem Daniels	12	0	0	72
Art Powell	12	0	0	72
1966 Mike Eischeid	0	37	11	70
1967 George Blanda	0	56	20	116
1968 George Blanda	0	54	21	117
1969 George Blanda	0	45	20	105
1970 George Blanda	0	36	16	84
1971 George Blanda	0	41	15	86
1972 George Blanda	0	44	17	95
1973 George Blanda	0	31	23	100
1974 Cliff Branch	13	0	0	78
1975 Pete Banaszak	16	0	0	96
1976 Cliff Branch	12	0	0	72
1977 Errol Mann	0	39	20	99
1978 Errol Mann	0	33	12	69
1979 Jim Breech	0	41	18	95
1980 Chris Bahr	0	41	19	98
1981 Chris Bahr	0	27	14	69
1982 Marcus Allen	14	0	0	84
1983 Chris Bahr	0	51	21	114
1984 Marcus Allen	18	0	0	108
1985 Chris Bahr	0	40	20	100
1986 Chris Bahr	0	36	21	99
1987 Chris Bahr	0	27	19	84
1988 Chris Bahr	0	37	18	91
1989 Jeff Jaeger	0	34	23	103
1990 Jeff Jaeger	0	40	15	85

	No	Yds	Avg	TD	Lg
1999 Tim Brown	90	1,344	14.9	6	47
2000 Tim Brown	76	1,128	14.8	11	45
2001 Tim Brown	91	1,165	12.8	9	46
2002 Jerry Rice	92	1,211	13.2	7	75
2003 Jerry Rice	63	869	13.8	2	47
2004 Jerry Porter	64	998	15.6	9	52

INTERCEPTIONS

Year	No	Yds	Avg	TD	Lg	
1960	Eddie Macon	9	105	11.7	1	42
1961	Joe Cannavino	5	14	2.8	0	9
	Fred Williamson	5	58	11.6	0	12
1962	Tom Morrow	10	141	14.1	0	36
1963	Tom Morrow	9	104	11.6	0	35
1964	Fred Williamson	6	40	6.7	0	28
1965	Warren Powers	5	56	11.2	0	21
1966	Warren Powers	5	88	17.6	0	35
1967	Willie Brown	7	33	4.7	1	25
1968	Dave Grayson	10	195	19.5	1	54
1969	Dave Grayson	8	132	16.5	1	76
1970	Kent McCloughan	5	5	1.0	0	5
1971	Nemiah Wilson	5	70	14.0	0	22
1972	George Atkinson	4	37	9.3	0	23
	Willie Brown	4	26	6.5	0	13
	Jack Tatum	4	91	22.8	0	56
	Nemiah Wilson	4	48	12.0	0	32
1973	George Atkinson	3	48	16.0	0	36
	Willie Brown	3	-1	-0.3	0	0
1974	Alonzo Thomas	6	70	11.7	1	34
1975	Charles Phillips	6	45	7.5	0	23
	Alonzo Thomas	6	86	14.3	0	48
1976	Monte Johnson	4	40	10.0	0	22
1977	Jack Tatum	6	146	24.3	0	41
1978	Charles Phillips	6	121	20.2	1	42
1979	Lester Hayes	7	100	14.3	2	52
1980	Lester Hayes	13	273	21.0	1	62
1981	Lester Hayes	3	0	0.0	0	0
	Odis McKinney	3	38	12.7	0	34
1982	Burgess Owens	4	56	14.0	0	35
1983	Vann McElroy	8	68	8.5	0	28
1984	Mike Haynes	6	220	36.7	1	97
1985	Lester Hayes	4	27	6.8	1	27
	Mike Haynes	4	8	2.0	0	8
1986	Vann McElroy	7	105	15.0	0	28
1987	Vann McElroy	4	41	10.3	1	35
1988	Mike Haynes	3	30	10.0	0	30
	Vann McElroy	3	17	5.7	0	13
1989	Eddie Anderson	5	233	46.6	2	87
1990	Eddie Anderson	3	49	16.3	0	31
	Mike Harden	3	19	6.3	0	15
	Terry McDaniel	3	20	6.7	0	15
1991	Ronnie Lott	8	52	6.5	0	27
1992	Terry McDaniel	4	180	45.0	0	67
1993	Terry McDaniel	5	87	17.4	1	36
1994	Terry McDaniel	7	103	14.7	2	35

PUNT RETURNS

Year	No	Yds	Avg	TD	Lg	
1960	Jack Larscheid	12	106	8.8	0	41
1961	Charles Fuller	4	52	13.0	0	25
1962	Bob Garner	20	162	8.1	0	25
1963	Claude Gibson	26	307	11.8	2	85
1964	Claude Gibson	29	419	14.4	0	58
1965	Claude Gibson	31	357	11.5	1	58
1966	Rodger Bird	37	323	8.7	0	42
1967	Rodger Bird	46	612	13.3	0	78
1968	George Atkinson	36	490	13.6	2	86
1969	George Atkinson	25	153	6.1	0	30
1970	Alvin Wyatt	25	231	9.2	1	63
1971	George Atkinson	20	159	8.0	0	34
1972	George Atkinson	10	33	3.3	0	8
1973	George Atkinson	41	336	8.2	1	63
1974	Ron Smith	41	486	11.9	0	55
1975	Neal Colzie	48	655	13.6	0	64
1976	Neal Colzie	41	448	10.9	0	32
1977	Neal Colzie	32	334	10.4	0	23
1978	Neal Colzie	47	310	6.6	0	24
1979	Ira Matthews	32	165	5.2	0	20
1980	Ira Matthews	48	421	8.8	0	34
1981	Ted Watts	35	284	8.1	1	52
1982	Greg Pruitt	27	209	7.7	0	25
1983	Greg Pruitt	58	666	11.5	1	97
1984	Greg Pruitt	53	473	8.9	0	38
1985	Fulton Walker	62	692	11.2	0	32
1986	Fulton Walker	49	440	9.0	1	70
1987	Chris Woods	26	189	7.3	0.0	34
1988	Tim Brown	49	444	9.1	0	36
1989	Bobby Joe Edmonds	16	168	10.5	0	20
1990	Tim Brown	34	295	8.7	0	39

Year	No	Yds	Avg	TD	Lg	
1995	Terry McDaniel	6	46	7.7	1	42
1996	Terry McDaniel	5	150	30.0	1	56
1997	Lorenzo Lynch	2	6	3.0	0	6
	James Trapp	2	24	12.5	0	25
	Eric Turner	2	45	22.5	0	29
	Lionel Washington	2	44	22.0	1	44
1998	Eric Allen	5	59	11.8	0	22
	Charles Woodson	5	118	23.6	1	46
1999	Eric Allen	3	33	11.0	0	31
	Darrien Gordon	3	44	14.7	0	28
	Eric Turner	3	43	14.3	0	24
2000	Eric Allen	6	145	24.2	3	50
	William Thomas	6	68	11.3	1	46
2001	Tory James	5	72	14.4	0	33
2002	Rod Woodson	8	225	28.1	2	98
2003	Phillip Buchanon	6	176	29.3	2	83
2004	Phillip Buchanon	3	69	23.0	1	37
2005	Stuart Schweigert	2	35	17.5	0	33
2006	Nnamdi Asomugha	8	59	7.4	1	24
2007	Thomas Howard	6	172	28.7	2	66
2008	Rashad Baker	3	8	2.7	0	8
	DeAngelo Hall	3	31	10.3	0	21
	Chris Johnson	3	68	22.7	0	44
2009	Michael Huff	3	15	5.0	0	10
	Chris Johnson	3	20	6.7	0	20
2010	Michael Huff	3	32	10.7	0	17
2011	Matt Giordano	5	130	26.0	0	62
2012	Phillip Adams	2	0	0.0	0	0
	Matt Giordano	2	45	22.5	0	24
	Joselio Hanson	2	24	12.0	0	21
	Michael Huff	2	0	0.0	0	0
2013	Mike Jenkins	2	0	0.0	0	0
	Tracy Porter	2	44	22.0	1	43
2014	Charles Woodson	4	35	8.8	0	30
2015	Charles Woodson	5	22	4.4	0	11
2016	Reggie Nelson	5	74	14.8	0	40
2017	Sean Smith	2	8	4.0	0	8
2018	Gareon Conley	3	64	21.3	1	36
	Marcus Gilchrist	3	2	0.7	0	2
2019	Erik Harris	3	145	48.3	2	59
2020	Jeff Heath	3	89	29.7	0	47
2021	Tre von Moehrig	1	0	0.0	0	0
	Trayvon Mullen Jr.	1	0	0.0	0	0
	Nate Hobbs	1	6	6.0	0	6
	Johnathan Abram	1	0	0.0	0	0
	Casey Hayward Jr.	1	0	0.0	0	0
	Brandon Facyson	1	0	0.0	0	0

Year	No	Yds	Avg	TD	Lg	
1991	Tim Brown	29	330	11.4	1	75
1992	Tim Brown	37	383	10.4	0	40
1993	Tim Brown	40	465	11.6	1	74
1994	Tim Brown	40	487	12.2	0	48
1995	Tim Brown	36	364	10.1	0	38
1996	Tim Brown	32	272	8.5	0	36
1997	Desmond Howard	27	210	7.8	0	31
1998	Desmond Howard	45	541	12.0	2	75
1999	Darrien Gordon	42	397	9.5	0	78
2000	Darrien Gordon	29	258	8.9	0	36
2001	David Dunn	19	169	8.9	0	23
2002	Phillip Buchanon	15	178	11.9	1	83
2003	Phillip Buchanon	36	491	13.6	2	80
2004	Phillip Buchanon	21	121	5.8	0	18
2005	Chris Carr	34	186	5.5	0	34
2006	Chris Carr	35	216	6.2	0	35
2007	Johnnie Lee Higgins	20	103	5.2	0	54
2008	Johnnie Lee Higgins	44	570	13.0	3	93
2009	Johnnie Lee Higgins	34	177	5.2	0	19
2010	Nick Miller	35	257	7.3	0	46
2011	Denarius Moore	25	216	8.6	0	34
2012	Phillip Adams	25	139	5.6	0	47
2013	Jacoby Ford	9	77	8.6	0	14
2014	TJ Carrie	26	195	7.5	0	27
2015	TJ Carrie	19	118	6.2	0	22
2016	Jalen Richard	34	306	9.0	0	47
2017	Jalen Richard	26	155	6.0	0	19
2018	Dwayne Harris	20	281	14.1	1	99
2019	Trevor Davis	13	111	8.5	0	32
2020	Hunter Renfrow	23	265	11.5	0	32
2021	Hunter Renfrow	31	303	9.8	0	41

KICKOFF RETURNS

Year	No	Yds	Avg	TD	Lg	
1960	Jack Larscheid	30	852	28.4	0	78
1961	George Fleming	29	588	20.3	0	36
1962	Bo Roberson	27	748	27.7	1	87
1963	Bo Roberson	38	809	21.3	0	58
1964	Bo Roberson	36	975	27.1	0	59
1965	Larry Todd	20	461	23.1	0	50
1966	Pervis Atkins	29	608	21.0	0	35
1967	Dave Grayson	19	405	21.3	0	29
1968	George Atkinson	32	802	25.1	0	60
1969	George Atkinson	36	382	23.9	0	39
1970	George Atkinson	23	574	25.0	0	62
1971	Clarence Davis	27	734	27.2	0	44
1972	Clarence Davis	18	464	25.8	0	49
1973	Clarence Davis	19	504	26.5	0	76
1974	Harold Hart	18	466	25.9	0	67
1975	Harold Hart	17	518	30.5	1	102
1976	Rick Jennings	16	417	26.1	0	55
1977	Carl Garrett	21	420	20.0	0	31
1978	Arthur Whittington	23	473	20.6	0	34
1979	Ira Matthews	25	873	24.9	1	104
1980	Ira Matthews	29	585	20.2	0	45
1981	Arthur Whittington	25	563	22.5	0	47
1982	Greg Pruitt	14	371	26.5	0	55
1983	Greg Pruitt	31	604	19.5	0	42
1984	Dokie Williams	24	621	25.9	0	62
1985	Sam Seale	23	482	21.0	0	36
1986	Stefon Adams	27	573	21.2	0	51
1987	Vance Mueller	27	588	21.8	0	46
1988	Tim Brown	41	1,098	26.8	1	97
1989	Stefon Adams	22	425	19.3	0	37
1990	Jamie Holland	32	655	20.5	0	87

PUNTING

Year	No	Yds	Avg	Lg	
1960	Wayne Crow	76	2,958	38.9	72
1961	Wayne Crow	63	2,613	41.5	77
1962	Cotton Davidson	38	1,452	38.2	64
1963	Mike Mercer	75	3,007	40.0	53
1964	Mike Mercer	59	2,446	41.5	67
1965	Mike Mercer	75	3,079	41.1	70
1966	Mike Eischeid	65	2,703	41.6	56
1967	Mike Eischeid	76	3,364	44.3	62
1968	Mike Eischeid	64	2,788	43.6	72
1969	Mike Eischeid	69	2,944	42.7	58
1970	Mike Eischeid	79	3,121	39.5	57
1971	Jerry DePoyster	51	2,013	39.5	56
1972	Jerry DePoyster	55	2,031	36.9	57
1973	Ray Guy	69	3,127	45.3	72
1974	Ray Guy	74	3,124	42.2	66
1975	Ray Guy	68	2,979	43.8	64
1976	Ray Guy	67	2,785	41.6	66
1977	Ray Guy	59	2,552	43.3	74
1978	Ray Guy	81	3,462		

1,000 YARDS RUSHING

Yds	Name	Year
1,759	Marcus Allen	1985
1,294	Napoleon Kaufman	1997
1,273	Mark van Eeghen	1977
1,168	Marcus Allen	1984
1,157	Darren McFadden	2010
1,150	Josh Jacobs	2019
1,114	Harvey Williams	1995
1,100	Marv Hubbard	1972
1,099	Clem Daniels	1963
1,080	Mark van Eeghen	1978
1,066	Latavius Murray	2015
1,065	Josh Jacobs	2020
1,046	Tyrone Wheatley	2000
1,025	LaMont Jordan	2005
1,014	Marcus Allen	1983
1,012	Mark van Eeghen	1976
1,009	Justin Fargas	2007

1,000 YARDS RECEIVING

Yds	Name	Year
1,408	Tim Brown	1997
1,361	Art Powell	1964
1,344	Tim Brown	1999
1,342	Tim Brown	1995
1,309	Tim Brown	1994
1,304	Art Powell	1963
1,260	Warren Wells	1969
1,247	Todd Christensen	1983
1,211	Jerry Rice	2002
1,196	Darren Waller	2020
1,180	Tim Brown	1993
1,165	Tim Brown	2001
1,153	Todd Christensen	1986
1,153	Amari Cooper	2016
1,145	Darren Waller	2019
1,139	Jerry Rice	2001
1,137	Warren Wells	1968
1,128	Tim Brown	2000
1,111	Cliff Branch	1976
1,104	Tim Brown	1996
1,092	Cliff Branch	1974
1,070	Amari Cooper	2015
1,069	Mervyn Fernandez	1989
1,038	Hunter Renfrow	2021
1,037	Fred Biletnikoff	1968
1,026	Art Powell	1966
1,012	Tim Brown	1998
1,007	Todd Christensen	1984
1,005	Randy Moss	2005
1,003	Michael Crabtree	2016

3,000 YARDS PASSING

Yds	Name	Year
4,804	Derek Carr	2021
4,689	Rich Gannon	2002
4,103	Derek Carr	2020
4,054	Derek Carr	2019
4,049	Derek Carr	2018
4,018	Carson Palmer	2012
3,987	Derek Carr	2015
3,937	Derek Carr	2016
3,917	Jeff George	1997
3,840	Rich Gannon	1999
3,828	Rich Gannon	2001
3,759	Kerry Collins	2005
3,615	Ken Stabler	1979
3,496	Derek Carr	2017
3,495	Kerry Collins	2004
3,430	Rich Gannon	2000
3,343	Jeff Hostetler	1994
3,302	Daryle Lamonica	1969
3,270	Derek Carr	2014
3,245	Daryle Lamonica	1968
3,242	Jeff Hostetler	1993
3,228	Daryle Lamonica	1967

Att	Yds	Name	Game
8	122	Napoleon Kaufman	Dec. 19, 1999 vs. TB
28	122	LaMont Jordan	Oct. 23, 2005 vs. Buf.
29	122	Dominic Rhodes	Dec. 30, 2007 vs. SD
11	121	Marv Hubbard	Dec. 2, 1973 at HouO.
29	121	LaMont Jordan	Sept. 23, 2007 vs. Cle.
17	120	Clarence Davis	Nov. 16, 1975 vs. Cle.
28	120	Josh Jacobs	Nov. 3, 2019 vs. Det.
28	119	Marcus Allen	Nov. 10, 1985 at SD
14	119	Michael Bush	Nov. 15, 2009 vs. KC
20	119	Darren McFadden	Dec. 19, 2010 vs. Den.
16	118	Charlie Smith	Nov. 24, 1968 at Cin.
28	118	Marv Hubbard	Dec. 11, 1972 vs. NYJ
17	118	Frank Hawkins	Oct. 23, 1983 at Dal.
24	117	Marv Hubbard	Dec. 2, 1974 at SF
13	117	Bo Jackson	Dec. 2, 1990 at Den.
8	117	Bo Jackson	Dec. 16, 1990 vs. Cin.
14	117	Amos Zerouoe	Oct. 3, 2004 at Hou.
18	116	Clarence Davis	Oct. 6, 1974 at Cle.
27	116	Pete Banaszak	Nov. 30, 1975 at Atl.
24	116	Mark van Eeghen	Oct. 3, 1977 at KC
23	116	Marcus Allen	Sept. 12, 1982 at SF
7	116	Napoleon Kaufman	Sept. 22, 1996 vs. SD
24	116	Napoleon Kaufman	Sept. 27, 1998 at Dal.
20	115	Clem Daniels	Sept. 26, 1965 vs. HouO.
25	115	Marv Hubbard	Dec. 8, 1973 vs. KC
19	115	Mark van Eeghen	Dec. 21, 1980 at NYG
27	115	Dominic Rhodes	Dec. 23, 2007 at Jac.
25	114	Mark van Eeghen	Oct. 9, 1977 at Cle.
22	114	Bo Jackson	Dec. 10, 1989 vs. Phoc.
29	114	Darren McFadden	Oct. 28, 2012 at KC
20	114	Latavius Murray	Nov. 6, 2016 vs. Den.
20	113	Clem Daniels	Oct. 8, 1965 at BosP.
18	113	Darren McFadden	Sept. 23, 2012 vs. Pit.
20	113	Latavius Murray	Nov. 1, 2015 vs. NYJ
28	112	Mark van Eeghen	Dec. 11, 1977 vs. Min.
17	112	Napoleon Kaufman	Oct. 26, 1997 at Sea.
20	112	Tyrone Wheatley	Nov. 5, 2000 vs. KC
13	112	Terrelle Pryor	Sept. 8, 2013 at Ind.
4	112	Latavius Murray	Nov. 20, 2014 vs. KC
23	112	Josh Jacobs	Nov. 17, 2019 vs. Cin.
21	112	Josh Jacobs	Nov. 15, 2020 vs. Den.
16	111	Marv Hubbard	Nov. 10, 1974 vs. Det.
30	111	Marcus Allen	Oct. 28, 1985 vs. SD
19	111	Tyrone Wheatley	Dec. 19, 1999 vs. TB
21	111	Darren McFadden	Oct. 31, 2010 vs. Sea.
23	111	Peyton Barber	Sept. 26, 2021 vs. Mia.
23	110	Clem Daniels	Dec. 12, 1965 vs. NYJ
18	110	Marcus Allen	Nov. 25, 1984 vs. Ind.
30	110	Darren McFadden	Dec. 16, 2012 vs. KC
27	109	Marcus Allen	Dec. 15, 1985 vs. Sea.

Att	Yds	Name	Game
8	109	Napoleon Kaufman	Dec. 9, 1996 vs. KC
20	109	Napoleon Kaufman	Nov. 16, 1997 at SD
32	109	Tyrone Wheatley	Nov. 16, 2003 vs. Min.
30	109	Michael Bush	Nov. 20, 2011 at Min.
16	107	Wayne Crow	Oct. 1, 1961 vs. Den.
22	107	Marv Hubbard	Nov. 3, 1974 at Den.
19	107	Marcus Allen	Oct. 21, 1984 at SD
28	107	Marcus Allen	Oct. 13, 1985 vs. NO
16	107	Eric Dickerson	Nov. 22, 1992 vs. Den.
27	107	Harvey Williams	Oct. 23, 1994 vs. Atl.
24	107	Justin Fargas	Nov. 23, 2008 at Den.
21	107	Doug Martin	Dec. 24, 2018 vs. Den.
19	106	Hewritt Dixon	Oct. 25, 1970 vs. Pit.
9	106	Terrelle Pryor	Oct. 27, 2013 vs. Pit.
20	105	Clarence Davis	Oct. 30, 1977 at Den.
22	105	Marcus Allen	Sept. 19, 1983 vs. Mia.
25	105	Darren McFadden	Sept. 26, 2010 at Ari.
16	104	Clem Daniels	Nov. 15, 1964 vs. HouO.
15	104	Clem Daniels	Oct. 23, 1966 at NYJ
11	104	Clem Daniels	Nov. 13, 1966 at SD
16	104	Hewritt Dixon	Sept. 15, 1968 at Buf.
23	104	Marcus Allen	Sept. 14, 1986 at Was.
15	104	Napoleon Kaufman	Nov. 24, 1996 vs. Sea.
23	104	Justin Fargas	Nov. 4, 2007 vs. Hou.
26	104	Michael Bush	Oct. 10, 2010 vs. SD
22	103	Clem Daniels	Dec. 5, 1965 vs. Den.
15	103	Marv Hubbard	Oct. 4, 1971 at Cle.
21	103	Bo Jackson	Nov. 12, 1989 at SD
17	103	Eric Dickerson	Nov. 29, 1992 at SD
19	103	Marcel Reece	Nov. 18, 2012 vs. NO
22	103	Latavius Murray	Dec. 8, 2016 at KC
15	102	Clarence Davis	Oct. 3, 1977 at KC
17	102	Kenny King	Nov. 1, 1981 vs. NE
11	102	Kenny King	Dec. 7, 1981 vs. Pit.
24	102	Marcus Allen	Sept. 7, 1986 vs. Den.
20	102	Marcus Allen	Oct. 23, 1988 at NO
18	102	Tyrone Wheatley	Sept. 26, 2004 vs. TB
15	102	Rashad Jennings	Nov. 3, 2013 vs. Phi.
10	101	Clem Daniels	Sept. 9, 1962 vs. NYT
23	101	Charlie Smith	Nov. 19, 1972 at Den.
19	101	Marcus Allen	Nov. 3, 1985 at Sea.
20	101	Harvey Williams	Nov. 27, 1995 at SD
17	101	Marshawn Lynch	Dec. 3, 2017 vs. NYG
19	101	Marshawn Lynch	Dec. 31, 2017 at LAC
18	100	Clarence Davis	Nov. 6, 1977 vs. Sea.
8	100	Booker Russell	Nov. 25, 1979 at Den.
20	100	Tyrone Wheatley	Oct. 3, 1999 at Sea.
16	100	Charlie Garner	Nov. 24, 2002 at Ari.
21	100	Doug Martin	Dec. 30, 2018 at KC

100 YARDS RUSHING

Att	Yds	Name	Game
28	227	Napoleon Kaufman	Oct. 19, 1997 vs. Den.
18	221	Bo Jackson	Nov. 30, 1987 at Sea.
27	200	Clem Daniels	Oct. 20, 1963 vs. NYJ
20	187	Clem Daniels	Dec. 9, 1962 at HouO.
28	187	Hewritt Dixon	Sept. 29, 1968 at HouO.
22	179	Justin Fargas	Sept. 30, 2007 at Mia.
27	177	Michael Bush	Dec. 28, 2008 at TB
24	173	Marcus Allen	Nov. 24, 1985 vs. Den.
19	171	Darren McFadden	Sept. 25, 2011 vs. NYJ
19	167	Clem Daniels	Oct. 25, 1964 vs. Den.
16	165	Darren McFadden	Oct. 24, 2010 at Den.
18	164	Hewritt Dixon	Oct. 19, 1970 vs. Was.
21	164	Darren McFadden	Sept. 14, 2008 at KC
26	162	Napoleon Kaufman	Sept. 28, 1997 vs. StL.
19	160	Harvey Williams	Oct. 8, 1995 vs. Sea.
13	159	Bo Jackson	Nov. 5, 1989 vs. Cin.
25	159	LaMont Jordan	Sept. 16, 2007 at Den.
22	158	Clem Daniels	Dec. 22, 1963 vs. HouO.
30	157	Michael Bush	Nov. 10, 2011 at SD
24	156	Marcus Allen	Dec. 5, 1982 vs. Sea.
28	156	Marcus Allen	Dec. 1, 1985 at Atl.
15	156	Tyrone Wheatley	Oct. 22, 2000 vs. Sea.
20	155	Marcus Allen	Dec. 2, 1984 at Mia.
17	152	Napoleon Kaufman	Nov. 29, 1998 vs. Was.
26	151	Mark van Eeghen	Sept. 17, 1978 at GB
22	150	Darren McFadden	Sept. 12, 2011 at Den.
22	150	Rashad Jennings	Nov. 17, 2013 at Hou.
20	149	Larry Todd	Nov. 7, 1965 at HouO.
25	146	Charlie Smith	Nov. 12, 1972 at Cin.
26	146	Tyrone Wheatley	Dec. 16, 2000 at Sea.
33	146	Justin Fargas	Dec. 2, 2007 vs. Den.
30	145	Darren McFadden	Sept. 19, 2010 vs. StL.
16	144	Clem Daniels	Dec. 20, 1964 vs. SD
19	144	Bo Jackson	Oct. 29, 1989 vs. Was.
26	143	Marv Hubbard	Dec. 5, 1971 at Atl.
36	143	Mark van Eeghen	Oct. 23, 1977 at NYJ
26	143	Mark van Eeghen	Nov. 28, 1977 vs. Buf.
31	143	Napoleon Kaufman	Oct. 25, 1998 vs. Cin.
12	141	Tony Teresa	Nov. 13, 1960 vs. Buf.
14	140	Napoleon Kaufman	Sept. 14, 1997 at Atl.

Att	Yds	Name	Game
20	139	Napoleon Kaufman	Sept. 13, 1998 vs. NYG
22	139	Justin Fargas	Nov. 25, 2007 at KC
26	139	Latavius Murray	Sept. 27, 2015 at Cle.
12	138	Kenny King	Oct. 12, 1980 vs. SD
25	137	Michael Bush	Jan. 2, 2011 at KC
25	136	Kenny King	Sept. 21, 1980 vs. Was.
33	136	Marcus Allen	Sept. 13, 1987 at GB
21	136	Joe Aska	Oct. 6, 1996 at NYJ
31	135	Marcus Allen	Nov. 17, 1985 vs. Cin.
25	135	Marcus Allen	Dec. 8, 1985 at Den.
29	135	Charlie Garner	Dec. 28, 2002 vs. KC
26	134	Arthur Whittington	Nov. 5, 1978 at KC
24	134	Harvey Williams	Nov. 5, 1995 at Cin.
21	134	Zack Crockett	Jan. 2, 2005 vs. Jac.
21	133	Mark van Eeghen	Nov. 21, 1976 at Phi.
18	133	Michael Bush	Dec. 20, 2009 at Den.
25	132	LaMont Jordan	Dec. 18, 2005 vs. Cle.
26	132	Josh Jacobs	Jan. 9, 2022 vs. LAC
20	130	Marshawn Lynch	Sept. 30, 2018 vs. Cle.
19	129	Darren McFadden	Sept. 15, 2013 vs. Jac.
18	129	Bo Jackson	Dec. 10, 1990 at Det.
31	129	Josh Jacobs	Nov. 1, 2020 at Cle.
27	129	Josh Jacobs	Dec. 26, 2021 vs. Den.
29	128	Harvey Williams	Oct. 30, 1994 vs. HouO.
20	128	LaMont Jordan	Oct. 1, 2006 vs. Cle.
15	127	Charlie Garner	Sept. 8, 2002 vs. Sea.
20	126	Marcus Allen	Jan. 2, 1983 at SD
29	126	Marcus Allen	Oct. 6, 1985 vs. KC
27	126	Napoleon Kaufman	Sept. 21, 1997 at NYJ
26	126	LaMont Jordan	Oct. 2, 2005 at Dal.
19	125	Clem Daniels	Oct. 27, 1963 at SD
24	125	Marv Hubbard	Sept. 24, 1972 at GB
21	124	Josh Jacobs	Oct. 20, 2019 at GB
25	123	Pete Banaszak	Oct. 26, 1969 at SD
24	123	Marcus Allen	Dec. 23, 1985 at LARm.
16	123	Darren McFadden	Dec. 12, 2010 at Jac.
19	123	Marcel Reece	Dec. 8, 2013 at NYJ
26	123	Josh Jacobs	Oct. 6, 2019 vs. Chi.
31	122	Clem Daniels	Nov. 8, 1963 at KC
20	122	Marv Hubbard	Oct. 15, 1972 vs. Buf.



RB Bo Jackson


Rec	Yds	Name	Game
10	247	Art Powell	Dec. 22, 1963 vs. HouO.
11	210	Amari Cooper	Oct. 19, 2017 vs. KC
11	206	Art Powell	Oct. 8, 1965 at BosP.
13	200	Darren Waller	Dec. 6, 2020 at NYJ
7	198	Warren Wells	Oct. 11, 1970 vs. Den.
4	193	Jessie Hester	Nov. 30, 1986 vs. Phi.
11	190	Tim Brown	Oct. 24, 1999 vs. Buf.
10	183	Tim Brown	Dec. 5, 1993 at NYJ
7	181	Art Powell	Sept. 7, 1963 at HouO.
9	180	Jared Cook	Sept. 10, 2018 vs. LAR
6	179	Rod Barksdale	Dec. 21, 1986 vs. Ind.
4	173	Marcus Allen	Oct. 7, 1984 vs. Sea.
11	173	Todd Christensen	Nov. 20, 1986 at SD
11	173	Tim Brown	Jan. 2, 1994 vs. Den.
12	173	Amari Cooper	Oct. 30, 2016 at TB
6	173	Jordy Nelson	Sept. 23, 2018 at Mia.
3	172	Clem Daniels	Sept. 15, 1963 vs. Buf.
7	172	Tim Brown	Oct. 8, 2000 at SF
5	167	Cliff Branch	Oct. 10, 1976 at SD
14	164	Tim Brown	Dec. 21, 1997 vs. Jac.
10	163	Warren Wells	Dec. 8, 1968 vs. Den.
5	163	Cliff Branch	Nov. 7, 1976 at Chi.
10	163	Tim Brown	Nov. 2, 1997 at Car.
12	161	Tim Brown	Nov. 19, 1995 vs. Dal.
10	159	Jerry Rice	Dec. 22, 2003 vs. GB
6	158	Fred Biletnikoff	Nov. 23, 1967 at KC
11	158	Todd Christensen	Nov. 2, 1986 vs. Den.
8	158	Tim Brown	Aug. 31, 1997 at Ten.
7	156	Cliff Branch	Sept. 16, 1979 at Sea.
5	156	Tim Brown	Oct. 31, 1993 vs. SD
8	156	Tim Brown	Oct. 1, 1995 at NYJ
2	155	Dick Dorsey	Dec. 2, 1962 at SD
7	155	Cliff Branch	Nov. 30, 1975 vs. Atl.
4	155	Mervyn Fernandez	Oct. 23, 1988 at NO
11	155	Tim Brown	Sept. 8, 1997 vs. KC
8	155	Darrius Heyward-Bey	Dec. 18, 2011 vs. Det.
5	155	Nelson Agholor	Dec. 26, 2020 vs. Mia.
10	153	Tim Brown	Sept. 21, 1997 at NYJ
9	152	Art Powell	Oct. 25, 1964 vs. Den.
5	152	Warren Wells	Nov. 30, 1969 at NYJ
11	152	Todd Christensen	Oct. 16, 1983 at Sea.
8	150	Art Powell	Sept. 22, 1963 vs. BosP.
10	150	Tim Brown	Dec. 3, 1995 vs. KC
9	150	Darren Waller	Dec. 17, 2020 vs. LAC
8	148	Fred Biletnikoff	Oct. 17, 1971 vs. Phi.
5	148	James Jett	Sept. 21, 1997 at NYJ
8	148	Jerry Porter	Dec. 19, 2004 vs. Ten.
6	148	Jacoby Ford	Nov. 7, 2010 vs. KC
2	147	Willie Gault	Nov. 5, 1989 vs. Buf.
5	146	Denarius Moore	Sept. 18, 2011 at Cin.
7	145	Tim Brown	Oct. 14, 2001 at Ind.
8	144	Fred Biletnikoff	Nov. 3, 1968 vs. KC
7	144	Jerry Rice	Sept. 29, 2002 vs. Ten.
13	144	Tim Brown	Oct. 27, 2002 at KC
5	143	Art Powell	Nov. 29, 1964 at Den.
8	143	Dokie Williams	Sept. 28, 1986 vs. SD
5	143	Tim Brown	Oct. 8, 1995 vs. Sea.
6	142	Jerry Porter	Nov. 20, 2005 at Was.
6	141	Art Powell	Oct. 10, 1964 at NYJ
9	141	Ronald Curry	Dec. 5, 2004 vs. KC
8	140	Todd Christensen	Dec. 1, 1983 at SD
10	140	Tim Brown	Dec. 26, 1998 vs. KC
6	139	Zach Miller	Oct. 18, 2009 vs. Phi.
6	138	Cliff Branch	Dec. 1, 1974 vs. NE
6	138	Cliff Branch	Sept. 19, 1982 at Atl.
7	138	James Jett	Nov. 21, 1993 at SD
6	138	Amari Cooper	Oct. 9, 2016 vs. SD
8	137	Fred Biletnikoff	Nov. 24, 1968 at Cin.
6	137	Amari Cooper	Sept. 11, 2016 at NO
5	136	Warren Wells	Nov. 2, 1969 at Cin.
12	136	Dave Casper	Oct. 3, 1976 at NE
8	136	Todd Christensen	Dec. 18, 1983 vs. SD
7	136	Tim Brown	Sept. 18, 1994 at Den.
7	136	Andre Holmes	Nov. 28, 2013 at Dal.
7	135	Art Powell	Sept. 13, 1964 vs. BosP.
4	135	Cliff Branch	Oct. 24, 1976 vs. GB
7	135	Daryl Hobbs	Sept. 24, 1995 vs. Phi.
6	135	Jerry Porter	Nov. 28, 2004 at Den.
7	134	Todd Christensen	Oct. 28, 1985 vs. SD
4	134	Mike Dyal	Dec. 3, 1989 vs. Den.
8	134	Mervyn Fernandez	Oct. 7, 1990 at Buf.

Rec	Yds	Name	Game
8	134	Amari Cooper	Sept. 27, 2015 at Cle.
13	134	Darren Waller	Sept. 22, 2019 at Min.
8	134	Hunter Renfrow	Nov. 25, 2021 at Dal.
9	133	Art Powell	Dec. 18, 1966 vs. KC
7	133	Warren Wells	Nov. 24, 1968 at Cin.
8	133	Tim Brown	Sept. 9, 2001 at KC
7	133	Jerry Rice	Oct. 13, 2002 at StL.
10	133	Ronald Curry	Sept. 9, 2007 vs. Det.
5	133	Amari Cooper	Oct. 25, 2015 at SD
6	132	Art Powell	Dec. 8, 1963 vs. SD
9	132	Fred Biletnikoff	Sept. 20, 1969 vs. Mia.
7	132	Cliff Branch	Sept. 28, 1975 at BalC.
6	132	James Lofton	Dec. 6, 1987 vs. Buf.
8	132	Tim Brown	Nov. 20, 1994 vs. NO
5	131	Dokie Williams	Sept. 8, 1985 vs. NYJ
4	131	Willie Gault	Sept. 10, 1989 vs. SD
8	131	Jerry Rice	Nov. 18, 2001 vs. SD
4	130	James Lofton	Sept. 18, 1988 vs. LARm.
5	130	Mervyn Fernandez	Sept. 23, 1990 vs. Pit.
8	130	Tim Brown	Oct. 23, 1994 vs. Atl.
5	130	Randy Moss	Sept. 8, 2005 at NE
9	130	Darrius Heyward-Bey	Jan. 1, 2012 vs. SD
14	130	Brandon Myers	Dec. 2, 2012 vs. Cle.
7	130	Rod Streater	Dec. 8, 2013 at NYJ
5	129	Hewritt Dixon	Oct. 16, 1966 at KC
8	129	Malcolm Barnwell	Sept. 16, 1984 at KC
7	129	Randy Moss	Oct. 22, 2006 vs. Ari.
10	129	Amari Cooper	Oct. 16, 2016 vs. KC
7	129	Fred Biletnikoff	Oct. 31, 1971 vs. KC
6	128	Bob Chandler	Dec. 21, 1981 at SD
5	128	Cliff Branch	Dec. 18, 1982 vs. LARm.
4	128	James Lofton	Nov. 8, 1987 at Min.
4	128	Louis Murphy	Dec. 6, 2009 at Pit.
8	128	Amari Cooper	Sept. 30, 2018 vs. Cle.
5	127	Clem Daniels	Dec. 15, 1963 vs. Den.
3	127	Warren Wells	Nov. 10, 1968 at Den.
7	127	Warren Wells	Sept. 27, 1970 at SD
8	127	Tim Brown	Dec. 24, 1995 vs. Den.
6	127	Tim Brown	Sept. 13, 1998 vs. NYG
5	127	Randy Moss	Sept. 18, 2005 vs. KC
7	126	Cliff Branch	Dec. 3, 1979 at NO
8	126	Tim Brown	Nov. 4, 1996 vs. Den.
7	126	Jerry Rice	Sept. 28, 2003 vs. SD
8	126	Jared Cook	Nov. 5, 2017 at Mia.
7	126	Darren Waller	Oct. 20, 2019 at GB
6	125	Warren Wells	Nov. 3, 1968 vs. KC
7	125	Cliff Branch	Nov. 11, 1974 vs. SD
4	125	Cliff Branch	Nov. 23, 1980 at Phi.
6	125	Mervyn Fernandez	Dec. 24, 1989 at NYG
3	125	Raghib Ismail	Oct. 22, 1995 vs. Ind.
8	125	Tim Brown	Nov. 30, 1997 vs. Mia.
7	124	Cliff Branch	Oct. 13, 1974 at SD
7	124	Dave Casper	Sept. 12, 1976 vs. Pit.
8	124	Todd Christensen	Oct. 25, 1987 vs. Sea.
4	124	Mervyn Fernandez	Sept. 24, 1989 at Den.
6	124	Denarius Moore	Sept. 23, 2013 at Den.
4	123	Charlie Hardy	Dec. 4, 1960 vs. LACha.
5	123	Cliff Branch	Oct. 20, 1980 at Pit.
7	123	Ethan Horton	Nov. 17, 1991 vs. Sea.
4	123	Randy Moss	Oct. 2, 2005 vs. Dal.
6	123	Jerry Porter	Oct. 30, 2005 at Ten.
5	123	Denarius Moore	Nov. 10, 2011 at SD
4	123	Derrick Ramsey	Nov. 21, 1981 vs. SD
2	122	Dokie Williams	Dec. 2, 1984 at Mia.
6	122	Steve Smith	Sept. 26, 1988 at Den.
6	122	Tim Brown	Jan. 2, 2000 at KC
10	122	Tim Brown	Nov. 13, 2000 at Den.
11	122	Zach Miller	Oct. 3, 2010 vs. Hou.
8	122	Darren Waller	Dec. 15, 2019 vs. Jac.
7	121	Art Powell	Oct. 16, 1964 at BosP.
8	121	Fred Biletnikoff	Nov. 24, 1974 vs. Den.
9	121	Tim Brown	Sept. 26, 1999 vs. Chi.
4	121	Andre Holmes	Oct. 12, 2014 vs. SD
7	120	Fred Biletnikoff	Nov. 17, 1968 vs. NYJ
8	120	Todd Christensen	Sept. 24, 1984 vs. SD
11	120	Tim Brown	Sept. 22, 1996 vs. SD
4	120	Ronald Curry	Nov. 18, 2007 at Min.
6	120	Amari Cooper	Dec. 20, 2015 vs. GB
8	120	Zay Jones	Jan. 2, 2022 at Ind.
9	119	Fred Biletnikoff	Oct. 4, 1969 at Ind.
5	119	Mervyn Fernandez	Dec. 10, 1989 vs. PhoC.

Rec	Yds	Name	Game
5	119	Louis Murphy	Sept. 26, 2010 at Ari.
7	118	Fred Biletnikoff	Oct. 24, 1965 vs. BosP.
5	118	Warren Wells	Oct. 27, 1968 vs. Cin.
2	118	Henry Ruggs III	Oct. 11, 2020 at KC
2	117	Willie Gault	Dec. 22, 1990 at Min.
4	117	James Jett	Nov. 28, 1993 at Cin.
7	117	Tim Brown	Nov. 14, 1999 vs. SD
6	117	Andre Rison	Nov. 13, 2000 at Den.
7	117	Tim Brown	Nov. 25, 2001 at NYG
6	117	Jerry Porter	Oct. 6, 2002 at Buf.
9	117	Darren Waller	Jan. 3, 2021 at Den.
13	117	Hunter Renfrow	Dec. 12, 2021 at KC
6	116	Tony Teresa	Sept. 11, 1960 vs. HouO.
4	116	Art Powell	Dec. 12, 1965 vs. NYJ
4	116	Art Powell	Nov. 24, 1966 vs. Buf.
8	116	Fred Biletnikoff	Oct. 22, 1973 at Den.
3	116	Mike Siani	Oct. 22, 1973 at Den.
11	116	Todd Christensen	Sept. 12, 1985 at KC
6	116	Tim Brown	Oct. 18, 1993 at Den.
5	116	Rickey Dudley	Nov. 9, 1997 vs. NO
5	116	James Jett	Sept. 20, 1998 vs. Den.
7	116	Randy Moss	Dec. 31, 2005 vs. NYG
10	116	Amari Cooper	Sept. 16, 2018 at Den.
7	116	Jared Cook	Dec. 9, 2018 vs. Pit.
7	116	Darren Waller	Nov. 21, 2021 vs. Cin.
5	115	Art Powell	Sept. 19, 1964 at HouO.
3	115	Bo Roberson	Oct. 16, 1964 at BosP.
6	115	Fred Biletnikoff	Nov. 22, 1970 vs. SD
8	115	Cliff Branch	Nov. 13, 1977 vs. HouO.
4	115	Darrius Heyward-Bey	Oct. 2, 2011 vs. NE
7	115	Amari Cooper	Nov. 29, 2015 at Ten.
3	115	Amari Cooper	Dec. 31, 2017 at LAC
4	114	Billy Cannon	Sept. 17, 1967 vs. BosP.
10	114	Fred Biletnikoff	Nov. 5, 1972 at KC
8	114	Todd Christensen	Nov. 13, 1983 vs. Den.
4	114	Tim Brown	Nov. 28, 1988 at Sea.
6	114	Sam Graddy	Sept. 20, 1992 at Cin.
7	114	Tim Brown	Oct. 7, 2001 vs. Dal.
4	113	Warren Wells	Dec. 15, 1968 at SD
6	113	Fred Biletnikoff	Sept. 20, 1970 at Cin.
9	113	Fred Biletnikoff	Nov. 23, 1975 at Was.
3	113	Dokie Williams	Nov. 16, 1986 vs. Cle.
5	113	James Lofton	Oct. 9, 1988 vs. Mia.
4	113	Mervyn Fernandez	Dec. 18, 1988 vs. Sea.
7	113	Mervyn Fernandez	Oct. 1, 1989 vs. Sea.
7	113	Tim Brown	Oct. 31, 1999 vs. Mia.
6	113	Jerry Rice	Dec. 8, 2002 at SD
6	113	Jerry Porter	Oct. 24, 2004 vs. NO
6	113	Seth Roberts	Nov. 29, 2015 at Ten.
5	113	Henry Ruggs III	Sept. 19, 2021 at Pit.
5	112	Clem Daniels	Oct. 30, 1966 at BosP.
6	112	Cliff Branch	Dec. 6, 1976 vs. Cin.
7	112	Dave Casper	Nov. 5, 1978 at KC
5	112	Calvin Muhammad	Oct. 2, 1983 at Was.
7	112	Todd Christensen	Nov. 10, 1985 at SD
5	112	James Lofton	Dec. 13, 1987 at KC
7	112	James Jett	Oct. 13, 1996 vs. Det.
8	112	Charlie Garner	Sept. 7, 2003 at Ten.
9	112	James Jones	Sept. 14, 2014 vs. Hou.
5	112	Darren Waller	Dec. 26, 2020 vs. Mia.
5	111	Billy Cannon	Oct. 25, 1964 vs. Den.
4	111	Mike Siani	Sept. 17, 1972 at Pit.
6	111	Mike Siani	Sept. 16, 1973 at Min.
5	111	Cliff Branch	Dec. 12, 1982 at KC
9	111	Michael Crabtree	Sept. 20, 2015 vs. Bal.
6	110	Billy Cannon	Oct. 10, 1964 at NYJ
5	110	Fred Biletnikoff	Dec. 17, 1967 vs. NYJ
4	110	Fred Biletnikoff	Nov. 9, 1969 vs. Den.
8	110	Raymond Chester	Oct. 19, 1970 vs. Was.
5	110	Cliff Branch	Nov. 28, 1976 vs. TB
7	110	Jerry Rice	Nov. 24, 2002 at Ari.
6	110	Tim Brown	Sept. 28, 2003 vs. SD
6	110	Ronald Curry	Nov. 28, 2004 at Den.
9	110	Zach Miller	Dec. 27, 2009 at Cle.
8	110	Michael Crabtree	Nov. 27, 2016 vs. Car.
8	110	Jared Cook	Sept. 30, 2018 vs. Cle.
3	109	Clem Daniels	Nov. 7, 1965 at HouO.
5	109	Art Powell	Oct. 23, 1966 at NYJ
2	109	Billy Cannon	Nov. 20, 1966 at Den.
4	109	Art Powell	Dec. 11, 1966 vs. Den.
3	109	Fred Biletnikoff	Oct. 22, 1967 at BosP.

Rec	Yds	Name	Game
7	109	Fred Biletnikoff	Nov. 26, 1970 at Det.
10	109	Cliff Branch	Dec. 16, 1979 at Sea.
7	109	Todd Christensen	Dec. 1, 1985 at Atl.
3	109	Tim Brown	Dec. 26, 1999 at SD
7	109	Mychal Rivera	Dec. 7, 2014 vs. SF
7	109	Amari Cooper	Sept. 20, 2015 vs. Bal.
5	108	Cliff Branch	Nov. 3, 1974 at Den.
7	108	Mark van Eeghen	Oct. 21, 1979 at NYJ
2	108	Willie Gault	Dec. 18, 1988 vs. Sea.
9	108	Jerry Rice	Dec. 30, 2001 at Den.
4	108	Jacoby Ford	Nov. 28, 2010 vs. Mia.
7	108	Michael Crabtree	Nov. 8, 2015 at Pit.
8	108	Michael Crabtree	Oct. 30, 2016 at TB
3	107	Bo Roberson	Nov. 11, 1962 vs. HouO.
6	107	Fred Biletnikoff	Oct. 6, 1968 vs. BosP.
5	107	Raymond Chester	Oct. 25, 1970 vs. Pit.
4	107	Morris Bradshaw	Sept. 10, 1978 at SD
5	107	Dokie Williams	Nov. 9, 1986 at Dal.
3	107	Mervyn Fernandez	Oct. 28, 1991 at KC
4	107	Tim Brown	Dec. 18, 1994 at Sea.
7	107		

A-C	Yds	Name	Game
59-40	513	Derek Carr	Oct. 30, 2016 at TB
58-35	437	Derek Carr	Sept. 30, 2018 vs. Cle.
56-34	435	Derek Carr	Sept. 13, 2021 vs. Bal.
36-23	427	Cotton Davidson	Oct. 25, 1964 vs. Den.
32-20	424	Jeff Hostetler	Oct. 31, 1993 vs. SD
43-28	417	Carson Palmer	Jan. 1, 2012 vs. SD
52-29	417	Derek Carr	Oct. 19, 2017 vs. KC
61-39	414	Carson Palmer	Nov. 4, 2012 vs. TB
29-17	407	Tom Flores	Dec. 22, 1963 vs. HouO.
64-43	403	Rich Gannon	Sept. 15, 2002 at Pit.
59-33	395	Todd Marinovich	Sept. 20, 1992 vs. Cle.
46-29	391	Derek Carr	Dec. 29, 2019 at Den.
43-26	386	Derek Carr	Sept. 26, 2001 vs. Mia.
53-30	382	Rich Gannon	Nov. 13, 2000 at Den.
37-28	382	Derek Carr	Sept. 19, 2021 at Pit.
39-29	381	Rich Gannon	Sept. 29, 2002 vs. Ten.
47-28	381	Derek Carr	Dec. 6, 2020 at NYJ
40-25	380	Jay Schroeder	Sept. 13, 1992 vs. Cle.
38-19	375	Steve Beuerlein	Sept. 18, 1988 vs. LARm.
38-26	374	Jeff George	Sept. 21, 1997 vs. NYJ
48-24	373	Carson Palmer	Sept. 16, 2012 at Mia.
39-24	373	Derek Carr	Nov. 25, 2021 at Dal.
29-16	372	Jim Plunkett	Oct. 2, 1983 at Was.
37-21	371	Kerry Collins	Dec. 19, 2004 vs. Ten.
38-24	371	Derek Carr	Jan. 3, 2021 at Den.
32-24	368	Daryle Lamonica	Nov. 24, 1968 at Cin.
45-29	368	Carson Palmer	Nov. 11, 2012 at Bal.
47-25	367	Marc Wilson	Nov. 2, 1986 vs. Den.
40-32	367	Carson Palmer	Dec. 18, 2011 vs. Det.
42-16	366	Jim Plunkett	Nov. 30, 1986 vs. Phi.
37-20	364	Daryle Lamonica	Oct. 11, 1970 vs. Den.
33-24	363	Jim Plunkett	Sept. 24, 1984 vs. SD
45-35	363	Rich Gannon	Oct. 20, 2002 vs. SD
47-29	360	Ken Stabler	Oct. 21, 1979 at NYJ
35-20	358	Cotton Davidson	Nov. 22, 1964 vs. NYJ
38-23	357	Rich Gannon	Oct. 6, 2002 at Buf.
42-22	354	Daryle Lamonica	Dec. 8, 1968 vs. Den.
49-22	354	Jay Schroeder	Dec. 18, 1988 vs. Sea.
33-23	353	Carson Palmer	Oct. 14, 2012 at Atl.
32-18	352	Daryle Lamonica	Nov. 3, 1968 vs. KC
51-26	352	Rich Gannon	Oct. 24, 1999 vs. NYJ
38-34	352	Rich Gannon	Nov. 11, 2002 at Den.
54-34	351	Carson Palmer	Dec. 2, 2012 vs. Cle.
46-30	351	Derek Carr	Sept. 20, 2015 vs. Bal.
45-26	350	Kerry Collins	Oct. 24, 2004 vs. NO
34-21	349	Daryle Lamonica	Dec. 3, 1967 at SD
40-23	348	Jim Plunkett	Nov. 20, 1986 at SD
43-26	348	Rich Gannon	Sept. 28, 2003 vs. SD
31-22	347	Derek Carr	Oct. 11, 2020 at KC
32-20	346	Marc Wilson	Sept. 7, 1986 at Den.
42-24	345	Kerry Collins	Sept. 25, 2005 at Phi.
39-27	345	Derek Carr	Sept. 23, 2018 at Mia.
24-15	344	Daryle Lamonica	Sept. 21, 1968 at Mia.
39-23	344	Daunte Culpepper	Nov. 18, 2007 at Min.
39-25	344	Jason Campbell	Oct. 2, 2011 vs. NE
37-25	343	Ken Stabler	Sept. 16, 1979 at Sea.
41-27	343	Kerry Collins	Dec. 5, 2004 vs. KC
38-21	342	Ken Stabler	Sept. 12, 1976 at Pit.
47-31	342	Ken Stabler	Dec. 16, 1979 vs. Sea.
42-31	342	Rich Gannon	Dec. 2, 2002 vs. NYJ
46-31	341	Rich Gannon	Sept. 9, 2001 at KC
27-18	341	Derek Carr	Oct. 17, 2021 at Den.
45-27	340	Rich Gannon	Nov. 24, 2002 at Ari.
26-20	339	Ken Stabler	Oct. 10, 1976 at SD
38-22	339	Marc Wilson	Dec. 13, 1987 at KC
45-26	339	Kerry Collins	Nov. 28, 2004 at Den.
33-21	338	Jeff Hostetler	Sept. 18, 1994 at Den.
34-16	337	Cotton Davidson	Oct. 16, 1964 vs. BosP.
32-21	337	Marc Wilson	Dec. 6, 1987 vs. Buf.
32-16	336	Daryle Lamonica	Dec. 17, 1967 vs. NYJ
34-21	336	Derek Carr	Dec. 26, 2020 vs. Mia.
55-23	335	Vince Evans	Oct. 22, 1995 vs. Ind.
55-35	334	Rich Gannon	Oct. 27, 2002 at KC
28-19	333	Daryle Lamonica	Nov. 30, 1969 at NYJ
33-20	333	Jeff Hostetler	Oct. 8, 1995 vs. Sea.
45-26	333	Charlie Frye	Dec. 27, 2009 at Cle.
36-23	333	Derek Carr	Nov. 1, 2015 vs. NYJ
30-21	332	Jim Plunkett	Dec. 18, 1983 vs. SD
37-24	332	Marc Wilson	Oct. 21, 1984 at SD
45-30	332	Rich Gannon	Oct. 13, 2002 at STL.
35-19	332	Carson Palmer	Nov. 6, 2011 vs. Den.



QB Tom Flores

A-C	Yds	Name	Game
48-26	331	Kerry Collins	Dec. 31, 2005 vs. NYG
37-24	330	Derek Carr	Nov. 29, 2015 at Ten.
41-26	328	Rich Gannon	Dec. 8, 2002 at SD
54-34	328	Derek Carr	Oct. 26, 2014 at Cle.
44-17	324	Jay Schroeder	Oct. 2, 1988 vs. Cin.
47-25	324	Rich Gannon	Jan. 2, 2000 at KC
30-21	324	Jason Campbell	Dec. 12, 2010 at Buf.
33-23	323	Jason Campbell	Sept. 18, 2011 at Jac.
34-31	323	Derek Carr	Oct. 24, 2021 vs. Phi.
34-25	322	Derek Carr	Dec. 9, 2018 vs. Pit.
34-22	321	Jim Plunkett	Dec. 18, 1982 vs. LARm.
29-22	319	Jeff Hostetler	Dec. 5, 1994 at SD
38-24	319	Derek Carr	Sept. 11, 2016 at NO
41-26	318	Jim Plunkett	Nov. 28, 1982 at Cin.
49-26	318	Marc Wilson	Oct. 23, 1983 at Den.
45-19	317	Cotton Davidson	Nov. 1, 1964 at SD
37-19	317	Dan Pastorino	Sept. 7, 1980 at KC
40-25	317	Derek Carr	Oct. 9, 2016 vs. SD
30-13	316	Daryle Lamonica	Oct. 29, 1967 vs. SD
45-31	316	Derek Carr	Dec. 13, 2020 vs. Ind.
29-14	315	Cotton Davidson	Sept. 15, 1963 vs. Buf.
38-26	315	Derek Carr	Nov. 27, 2016 vs. Car.
28-19	314	Marc Wilson	Sept. 28, 1986 vs. SD
32-20	314	Derek Carr	Sept. 27, 2015 at Cle.
36-21	313	Daryle Lamonica	Oct. 19, 1969 vs. Buf.
24-16	313	Ken Stabler	Oct. 22, 1973 at Den.
47-28	313	Jim Plunkett	Sept. 16, 1984 at KC
49-35	313	Rich Gannon	Dec. 30, 2001 at Den.
40-30	313	Josh McCown	Sept. 9, 2007 vs. Det.
49-31	313	Derek Carr	Oct. 29, 2017 at Buf.
40-22	312	Carson Palmer	Nov. 18, 2012 vs. NO
34-21	311	Daryle Lamonica	Nov. 17, 1968 vs. NYJ
38-25	311	Rich Gannon	Nov. 18, 2001 vs. SD
44-32	311	Derek Carr	Oct. 4, 2020 vs. Buf.
41-25	310	Jeff Hostetler	Jan. 2, 1994 vs. Den.
28-22	310	Jeff Hostetler	Nov. 20, 1994 vs. NO
43-21	310	Rich Gannon	Oct. 30, 2000 at SF
50-26	310	Kerry Collins	Nov. 13, 2005 vs. Den.
27-15	310	Jason Campbell	Oct. 31, 2010 vs. Sea.
19-12	309	Marc Wilson	Oct. 7, 1984 vs. Sea.
33-20	308	Bruce Gradkowski	Dec. 6, 2009 at Pit.
35-15	307	Ken Stabler	Sept. 10, 1978 at SD
37-20	305	Rich Gannon	Sept. 12, 2004 at Pit.
29-25	304	Ken Stabler	Oct. 28, 1973 at Bal.C.
38-24	304	Jeff George	Nov. 2, 1997 at Car.
33-18	303	Jim Plunkett	Dec. 12, 1982 at KC
48-34	303	Jim Plunkett	Sept. 12, 1985 at KC
44-25	303	Jeff George	Sept. 13, 1998 vs. NYG
40-29	303	Derek Carr	Sept. 10, 2018 vs. LAR
45-29	302	Rich Gannon	Dec. 2, 2001 vs. Ari.
43-29	302	Derek Carr	Nov. 15, 2015 vs. Min.
24-14	301	Tom Flores	Oct. 16, 1966 at KC
37-21	301	Carson Palmer	Nov. 27, 2011 vs. Chi.
44-24	301	Derek Carr	Nov. 8, 2015 at Pit.
30-21	300	Derek Carr	Nov. 5, 2017 at Mia.

MARCUS ALLEN, 1985

Date	Opp	Att	Yds	TD
Sept. 8	NYJ	20	76	2
Sept. 12	at KC	14	50	0
Sept. 22	SF	12	59	0
Sept. 29	at NE	21	98	0
Oct. 6	KC	29	126	0
Oct. 13	NO	28	107	2
Oct. 20	at Cle.	20	81	0
Oct. 28	SD	30	111	3
Nov. 3	at Sea.	19	101	0
Nov. 10	at SD	28	119	1
Nov. 17	Cin.	31	135	0
Nov. 24	Den.	24	173	1
Dec. 1	at Atl.	28	156	0
Dec. 8	at Den.	25	135	1
Dec. 15	Sea.	27	109	1
Dec. 23	at LARm.	24	123	0
16 games		380	1,759	11

MARCELO MARCUS ALLEN, 1984

Date	Opp	Att	Yds	TD
Sept. 2	at HouO.	21	81	1
Sept. 9	GB	20	81	1
Sept. 16	at KC	22	69	0
Sept. 24	SD	18	47	3
Sept. 30	at Den.	13	66	0
Oct. 7	Sea.	15	40	1
Oct. 14	Min.	17	54	1
Oct. 21	at SD	19	107	0
Oct. 28	Den.	16	70	1
Nov. 4	at Chi.	15	42	0
Nov. 12	at Sea.	15	57	2
Nov. 18	KC	16	95	0
Nov. 25	Ind.	18	110	0
Dec. 2	at Mia.	20	155	3
Dec. 10	at Det.	17	56	0
Dec. 16	Pit.	13	38	0
16 games		275	1,168	13

MARCUS ALLEN, 1984

Date	Opp	Att	Yds	TD
Aug. 31	at Ten.	12	32	0
Sept. 8	KC	22	84	1
Sept. 14	at Atl.	14	140	2
Sept. 21	at NYJ	27	126	0
Sept. 28	StL.	26	162	1
Oct. 5	SD	11	13	0
Oct. 19	Den.	28	227	1
Oct. 26	at Sea.	17	112	1
Nov. 2	at Car.	10	16	0
Nov. 9	NO	15	14	0
Nov. 16	at SD	20	109	0
Nov. 24	at Den.	13	53	0
Nov. 30	Mia.	12	69	0
Dec. 7	at KC	8	7	0
Dec. 14	Sea.	16	36	0
Dec. 21	Jac.	21	94	0
16 games		272	1,294	6

MARCUS ALLEN, 1984

Date	Opp	Att	Yds	TD
Sept. 12	at Ten.	18	95	0
Sept. 19	StL.	30	145	0
Sept. 26	at Ari.	25	105	1
Oct. 3	Hou.	12	47	0
Oct. 10	SD	(inactive)	(inactive)	(inactive)
Oct. 17	at SF	(inactive)	(inactive)	(inactive)
Oct. 24	at Den.	16	165	3
Oct. 31	Sea.	21	111	0
Nov. 7	KC	17	89	0
Nov. 21	at Pit.	10	14	0
Nov. 28	Mia.	8	2	0
Dec. 5	at SD	19	97	1
Dec. 12	at Jac.	16	123	2
Dec. 19	Den.	20	119	0
Dec. 26	Ind.	11	45	0
Jan. 2	at KC	(inactive)	(inactive)	(inactive)
13 games		223	1,157	7

MARCUS ALLEN, 1984

Date	Opp	Att	Yds	TD
Aug. 31	at Ten.	12	32	0
Sept. 8	KC	22	84	1
Sept. 14	at Atl.	14	140	2
Sept. 21	at NYJ	27	126	0
Sept. 28	StL.	26	162	1
Oct. 5	SD	11	13	0
Oct. 19	Den.	28	227	1
Oct. 26	at Sea.	17	112	1
Nov. 2	at Car.	10	16	0
Nov. 9	NO	15	14	0
Nov. 16	at SD	20	109	0
Nov. 24	at Den.	13	53	0
Nov. 30	Mia.	12	69	0
Dec. 7	at KC	8	7	0
Dec. 14	Sea.	16	36	0
Dec. 21	Jac.	21	94	0
16 games		272	1,294	6

MARCUS ALLEN, 1984

Date	Opp	Att	Yds	TD
Sept. 18	SD	19	62	0
Sept. 25	at Pit.	25	88	1
Oct. 3	at KC	24	116	0
Oct. 9	at Cle.	25	114	2
Oct. 16	Den.	20	61	0
Oct. 23	at NYJ	36	143	1
Oct. 30	at Den.	31	82	1
Nov. 6	Sea.	21	91	0
Nov. 13	HouO.	25	74	1
Nov. 20	at SD	12	37	0
Nov. 28	Buf.	26	143	0
Dec. 4	at LARm	16	79	0
Dec. 11	Min.	28	112	1
Dec. 18	KC	16	71	0
14 games		324	1,273	7

MARCUS ALLEN, 1984

Date	Opp	Att	Yds	TD
Sept. 9	Den.	23	85	2
Sept. 15	KC	12	99	0
Sept. 22	at Min.	10	44	0
Sept. 29	at Ind.	17	79	0
Oct. 6	Chi.	26	123	2
Oct. 20	at GB	21	124	0
Oct. 27	at Hou.	15	66	0
Nov. 3	Det.	28	120	2
Nov. 7	LAC	16	71	1

KEN STABLER, 1976 (103.4)

Date	Opp	A-C-I	Yds	TD
Sept. 12	Pit.	38-21-4	342	3
Sept. 20	at KC	28-22-1	224	3
Sept. 26	at HouO.	(did not play)		
Oct. 3	at NE	35-20-1	225	1
Oct. 10	at SD	26-20-1	339	3
Oct. 17	at Den.	20-16-1	175	1
Oct. 24	GB	21-13-1	220	3
Oct. 31	Den.	27-16-2	245	1
Nov. 7	at Chi.	17-11-0	234	3
Nov. 14	KC	18-10-4	138	2
Nov. 21	at Phi.	18-14-0	133	1
Nov. 28	TB	23-15-1	245	2
Dec. 6	Cin.	20-16-1	217	4
Dec. 12	SD	(did not play)		
12 games		291-194-17	2,737	27

DEREK CARR, 2020 (101.4)

Date	Opp	A-C-I	Yds	TD
Sept. 13	at Car.	30-22-0	239	1
Sept. 21	NO	38-28-0	284	3
Sept. 27	at NE	32-24-0	261	2
Oct. 4	Buf.	44-32-0	311	2
Oct. 11	at KC	31-22-1	347	3
Oct. 25	TB	36-24-1	284	2
Nov. 1st Cle.		24-15-0	111	1
Nov. 8	at LAC	23-13-0	165	2
Nov. 15	Den.	25-16-0	154	0
Nov. 22	KC	31-23-1	275	3
Nov. 29	at Atl.	34-22-1	215	0
Dec. 6	at NYJ	47-28-1	381	3
Dec. 13	Ind.	45-31-2	316	2
Dec. 17	LAC	5-3-0	53	0
Dec. 26	Mia.	34-21-0	336	1
Jan. 3	at Den.	38-24-2	371	2
16 games		517-348-9	4,103	27

DEREK CARR, 2019 (100.8)

Date	Opp	A-C-I	Yds	TD
Sept. 9	Den.	26-22-0	259	1
Sept. 15	KC	38-23-2	198	1
Sept. 22	at Min.	34-27-1	242	2
Sept. 29	at Ind.	31-21-0	189	2
Oct. 6	Chi.	32-25-0	229	0
Oct. 20	at GB	28-22-1	293	2
Oct. 27	at Hou.	30-18-0	285	3
Nov. 3	Det.	31-20-0	289	2
Nov. 7	LAC	31-21-0	218	1
Nov. 17	Cin.	29-25-1	292	1
Nov. 24	at NYJ	27-15-1	127	0
Dec. 1	at KC	30-20-2	222	1
Dec. 8	Ten.	34-25-0	262	2
Dec. 15	Jac.	36-22-0	267	1
Dec. 22	at LAC	30-26-0	291	1
Dec. 29	at Den.	46-29-0	391	1
16 games		513-361-8	4,054	21

RICH GANNON, 2002 (97.3)

Date	Opp	A-C-I	Yds	TD
Sept. 8	Sea.	28-19-1	214	2
Sept. 15	at Pit.	64-43-2	403	1
Sept. 29	Ten.	39-29-0	381	4
Oct. 6	at Buf.	38-23-0	357	3
Oct. 13	at StL.	45-30-2	332	1
Oct. 20	SD	45-35-1	361	3
Oct. 27	at KC	55-35-1	334	1
Nov. 3	SF	28-18-0	164	1
Nov. 11	at Den.	38-34-0	352	3
Nov. 17	NE	38-26-1	297	0
Nov. 24	at Ari.	45-27-1	340	3
Dec. 2	NYJ	42-31-0	342	1
Dec. 8	at SD	41-26-0	328	0
Dec. 15	at Mia.	31-17-1	204	1
Dec. 22	Den.	27-18-0	201	1
Dec. 28	KC	14-7-0	79	1
16 games		618-418-10	4,689	26

DEREK CARR, 2016 (96.7)

Date	Opp	A-C-I	Yds	TD
Sept. 11	at NO	38-24-0	319	1
Sept. 18	Atl.	45-34-0	299	3
Sept. 25	at Ten.	35-21-1	249	1
Oct. 2	at Bal.	35-25-0	199	4
Oct. 9	SD	40-25-1	317	2
Oct. 16	KC	34-22-1	225	1
Oct. 23	at Jac.	37-23-0	200	1
Oct. 30	at TB	59-40-0	513	4
Nov. 6	Den.	31-20-0	184	0
Nov. 21	Hou.	31-21-1	295	3
Nov. 27	Car.	38-26-1	315	2
Dec. 4	Buf.	35-19-0	260	2
Dec. 8	at KC	41-17-0	117	0
Dec. 18	at SD	30-19-1	213	1
Dec. 24	Ind.	31-21-0	232	3
15 games		560-357-6	3,937	28

RICH GANNON, 2001 (95.5)

Date	Opp	A-C-I	Yds	TD
Sept. 9	at KC	46-31-1	341	2
Sept. 23	at Mia.	25-14-0	125	0
Sept. 30	Sea.	28-19-0	217	3
Oct. 7	Dal.	28-21-0	209	1
Oct. 14	at Ind.	32-18-0	243	0
Oct. 28	at Phi.	26-17-0	158	0
Nov. 5	Den.	34-25-0	242	3
Nov. 11	at Sea.	38-24-0	257	2
Nov. 18	SD	38-25-1	311	4
Nov. 25	at NYG	20-13-0	221	3
Dec. 2	Ari.	45-29-2	302	3
Dec. 9	KC	24-18-1	195	1
Dec. 15	at SD	28-20-1	221	1
Dec. 22	Ten.	50-29-1	249	1
Dec. 30	at Den.	49-35-2	313	2
Jan. 6	NYJ	38-23-0	224	1
16 games		549-361-9	3,828	27



QB Derek Carr

KEN STABLER, 1974 (94.9)

Date	Opp	A-C-I	Yds	TD
Sept. 16	at Buf.	22-9-1	122	0
Sept. 22	KC	25-11-2	165	3
Sept. 29	at Pit.	12-5-0	70	1
Oct. 6	at Cle.	33-19-2	237	3
Oct. 13	at SD	19-12-1	162	2
Oct. 20	Cin.	41-19-0	252	0
Oct. 27	at SF	11-6-0	140	2
Nov. 3	at Den.	19-12-0	217	4
Nov. 10	Det.	24-20-0	248	2
Nov. 17	SD	32-16-1	240	1
Nov. 24	Den.	34-22-3	234	2
Dec. 1	NE	21-16-2	251	4
Dec. 8	at KC	(did not play)		
Dec. 15	Dal.	17-11-0	131	2
13 games		310-178-12	2,469	26

DEREK CARR, 2021 (94.0)

Date	Opp	A-C-I	Yds	TD
S 13	Bal.	56-34-1	435	2
S 19	at Pit.	37-28-0	382	2
S 26	Mia.	43-26-1	386	2
O 4	at LAC	34-21-1	196	2
O 10	Chi.	35-22-1	206	0
O 17	at Den.	27-18-0	341	2
O 24	Phi.	34-31-1	323	2
N 7	at NYG	46-30-2	296	1
N 14	KC	35-25-1	261	2
N 21	Cin.	27-19-1	215	1
N 25	at Dal.	39-24-0	373	1
D 5	Was.	38-28-0	249	0
D 12	at KC	45-33-1	263	1
D 20	at Cle.	38-25-1	236	1
D 26	Den.	25-20-1	201	1
J 2	at Ind.	31-24-2	255	1
J 9	LAC	36-20-0	186	2
17 games		626-428-14	4,804	23

DEREK CARR, 2018 (93.9)

Date	Opp	A-C-I	Yds	TD
Sept. 10	LAR	40-29-3	303	0
Sept. 16	at Den.	32-29-0	288	1
Sept. 23	at Mia.	39-27-2	345	1
Sept. 30	Cle.	58-35-2	437	4
Oct. 7	at LAC	33-24-1	268	1
Oct. 14	Sea.	31-23-0	142	0
Oct. 28	Ind.	28-21-0	244	3
Nov. 1	at SF	21-16-0	171	0
Nov. 11	LAC	37-24-0	243	0
Nov. 18	at Ari.	31-19-0	192	2
Nov. 25	at Bal.	34-16-0	194	1
Dec. 2	KC	38-29-0	285	3
Dec. 9	Pit.	34-25-0	322	2
Dec. 16	at Cin.	38-21-0	263	1
Dec. 24	Den.	26-19-0	167	0
Dec. 30	at KC	33-24-2	185	0
16 games		553-381-10	4,049	19

RICH GANNON, 2000 (92.4)

Date	Opp	A-C-I	Yds	TD
Sept. 3	SD	35-20-0	176	1
Sept. 10	at Ind.	22-15-0	207	0
Sept. 17	Den.	21-13-2	159	2
Sept. 24	Cle.	23-14-0	179	0
Oct. 8	at SF	43-21-1	310	2
Oct. 15	at KC	33-28-0	244	2
Oct. 22	Sea.	22-15-1	176	3
Oct. 29	at SD	35-16-1	156	0
Nov. 5	KC	31-20-0	242	4
Nov. 13	at Den.	53-30-2	382	1
Nov. 19	at NO	21-14-0	168	2
Nov. 26	Atl.	22-15-0	231	2
Dec. 3	at Pit.	40-21-0	273	1
Dec. 10	NYJ	23-11-1	161	2
Dec. 16	at Sea.	17-5-3	136	1
Dec. 24	Car.	32-26-0	230	5
16 games		473-284-11	3,430	28

DARREN WALLER, 2020

Date	Opp	No	Yds	TD
Sept. 13	at Car.	6	45	0
Sept. 21	NO	12	105	1
Sept. 27	at NE	2	9	0
Oct. 4	Buf.	9	88	0
Oct. 11	at KC	5	48	1
Oct. 25	TB	6	50	1
Nov. 1	at Cle.	5	27	0
Nov. 8	at LAC	5	22	1
Nov. 15	Den.	3	37	0
Nov. 22	KC	7	88	1
Nov. 29	at Atl.	4	23	0
Dec. 6	at NYJ	13	200	2
Dec. 13	Ind.	7	75	0
Dec. 17	LAC	9	150	1
Dec. 26	Mia.	5	112	0
Jan. 3	at Den.	9	117	1
16 games		107	1,196	9

TIM BROWN, 1997

Date	Opp	No	Yds	TD
Aug. 31	at Ten.	8	158	3
Sept. 8	KC	11	155	0
Sept. 14	at Atl.	4	69	0
Sept. 21	at NYJ	10	153	1
Sept. 28	StL.	4	56	0
Oct. 5	SD	3	18	0
Oct. 19	Den.	2	33	0
Oct. 26	at Sea.	7	107	0
Nov. 2	at Car.	10	163	0
Nov. 9	NO	5	43	0
Nov. 16	at SD	4	30	0
Nov. 24	at Den.	8	55	0
Nov. 30	Mia.	8	125	1
Dec. 7	at KC	2	22	0
Dec. 14	Sea.	4	57	0
Dec. 21	Jac.	14	164	0
16 games		104	1,408	5

HUNTER RENFROW, 2021

Date	Opp	No	Yds	TD
Sept. 13	Bal.	6	70	0
Sept. 19	at Pit.	5	57	0
Sept. 26	Mia.	5	77	1
Oct. 4	at LAC	6	45	1
Oct. 10	Chi.	6	56	0
Oct. 17	at Den.	3	36	0
Oct. 24	Phi.	7	58	0
Nov. 7	at NYG	7	49	1
Nov. 14	KC	7	46	1
Nov. 21	Cin.	4	30	0
Nov. 25	at Dal.	8	134	0
Dec. 5	Was.	9	102	0
Dec. 12	at KC	13	117	1
Dec. 20	at Cle.	3	32	0
Dec. 26	Den.	3	40	1
Jan. 2	at Ind.	7	76	1
Jan. 9	LAC	4	13	2
17 games		103	1,038	9



Player	Pos.	Jersey	College	GP/GS	Years Played
- A -					
ABRAM, Johnathan	DB	24	Mississippi State	28/28	2019-21
ACKERMAN, Rick	DT	60,97	Memphis State	9/2	1984,87
ADAMS, Phillip	DB	28	South Carolina St.	31/4	2012-13
ADAMS, Sam	DT	95	Texas A&M	15/14	2002
ADAMS, Stanley	LB	59	Memphis State	4/3	1984
ADAMS, Stefon	DB	44	East Carolina	53/0	1986-89
ADAMS, Tyrell	LB	58	West Georgia	12/0	2016-17
ADKISSON, James	TE	88	South Carolina	2/0	2005-06
AGAJANIAN, Ben	K	3	New Mexico	6/0	1962
AGHOLOR, Nelson	WR	15	USC	16/13	2020
AIKENS, Carl	WR	83	Northern Illinois	3/3	1987
ALEXANDER, Elijah	LB	58	Kansas State	30/29	2000-01
ALEXANDER, Lorenzo	LB	56	California	16/0	2015
ALEXANDER, Mike	WR	89	Penn State	16/0	1989
ALEXANDER, Vadal	G-T	74	LSU	24/9	2016-17
ALFORD, Jay	DT	94	Penn State	4/0	2010
ALLEN, Dakota	LB	51	Texas Tech	2/0	2019
ALLEN, Dalva	DE	80	Houston	42/14*	1962-64
ALLEN, Eric	DB	21	Arizona State	58/56	1998-01
ALLEN, Jackie	DB	20	Baylor	5/-*	1969
ALLEN, Marcus	RB	32	USC	145/115	1982-92
ALLEN, Nate	DB	20	South Florida	19/7	2015-16
ALSTON, Jon	LB	94,55	Stanford	36/8	2007-09
ALZADO, Lyle	DE	77	Yankton	51/51	1982-85
AMERSON, David	DB	29	North Carolina St.	35/33	2015-17
AMEY, Vince	DT	92	Arizona State	4/1	1998
ANDERSON, Courtney	TE	83	San Jose State	39/28	2004-06
ANDERSON, Eddie	DB	33	Fort Valley State	154/116	1987-97
ANDERSON, Marques	DB	23	UCLA	14/10	2004
ARAGUZ, Leo	P	2	Stephen F. Austin	51/0	1996-99
ARCHER, Dan	T	78	Oregon	14/-*	1967
ARMSTRONG, Ramon	DT	66	TCU	14/8	1960
ARMSTRONG, Ray-Ray	LB	57	Miami (Fla.)	21/5	2014-15
ARMSTRONG, Trace	DE	93	Florida	28/15	2001-03
ARNETTE, Damon	DB	20	Ohio State	13/7	2020-21
ASAD, Doug	TE	83	Northwestern	27/4*	1960-61
ASANTE, Larry	DB	42	Nebraska	22/4	2014-15
ASHMORE, Darryl	G-T	73,77	Northwestern	61/7	1998-01
ASKA, Joe	RB	35	Central Oklahoma	23/2	1995-97
ASOMUGHA, Nnamdi	DB	21	California	122/99	2003-10
ATEMAN, Marcell	WR	88	Oklahoma State	20/6	2018-19, 21
ATKINS, Larry	LB	59	UCLA	3/0	2003
ATKINS, Pervis	WR	39	New Mexico St.	19/-*	1965-66
ATKINSON, George	DB	43	Morris Brown	138/126	1968-77
ATKINSON III, George	RB	34	Notre Dame	5/0	2014
AUSBERRY, David	TE	86	USC	34/0	2011-14
AUTRY, Denico	DE	96	Mississippi State	56/18	2014-17

- B -					
BADGER, Brad	G-T	70	Stanford	62/31	2002-06
BAHR, Chris	K	10	Penn State	134/0	1980-88
BAKER, Rashad	DB	27	Tennessee	10/1	2007-08
BALDWIN, Keith	DE	99	Texas A&M	2/1	1988
BALL, Eric	RB	42	UCLA	16/0	1995
BALL, Jerry	DT	93	SMU	47/28	1994-96
BALL, Neiron	LB	58	Florida	6/2	2015-16
BANASZAK, Pete	RB	40	Miami (Fla.)	173/36	1966-78
BANKS, Estes	RB	38	Colorado	9/-*	1967
BANKSTON, Warren	TE	46	Tulane	75/1*	1973-78
BANSAVAGE, Al	LB	53	USC	14/-*	1961
BARBEE, Joe	T	77	Kent State	170*	1960
BARBER, Peyton	RB	31	Auburn	10/1	2021
BARKSDALE, Joe	T	72	LSU	16/0	2011
BARKSDALE, Rod	WR	88	Arizona	16/15	1986
BARNES, Jeff	LB	56	California	157/13	1977-87

BARNES, Khalif	T-G	69	Washington	91/60	2009-15
BARNES, Larry	LB	52	Colorado State	14/1*	1960
BARNES, Rodrigo	LB	51	Rice	5/0*	1976
BARNWELL, Malcolm	WR	80	Virginia Union	57/42	1981-84
BARRETT, Jan	TE	82	Fresno State	17/-*	1963-64
BARTELL, Ron	DB	21	Howard	6/6	2012
BARTLEWSKI, Rich	TE	87	Fresno State	4/0	1990
BARTON, Eric	LB	50	Maryland	68/36	1999-03
BARTON, Jackson	T	78	Utah	2/0	2021
BATES, Daren	LB	56	Auburn	16/0	2016
BATES, Patrick	DB	24,29	Texas A&M	29/9	1993-94
BEASLEY, Vic	DE	51	Clemson	5/0	2020
BELCHER, Kevin	T	76	Wisconsin	4/0	1985
BELL, Anthony	LB	59	Michigan State	16/5	1992
BELL, Greg	RB	28	Notre Dame	6/0	1990
BELL, Joe	DE	68	Norfolk State	1/0	1979
BELL, Nick	RB	38	Iowa	35/5	1991-93
BELWAY, Brian	DE	79	Calgary	1/0	1987
BENDER, Wes	RB	49	USC	9/0	1994
BENNETT, Michael	RB	32	Wisconsin	7/0	2010
BENSON, Duane	LB	50	Hamline	62/12	1967-71
BENSON, Tom	LB	54	Oklahoma	49/46	1989-92
BENWIKERE, Bene	CB	37	San Jose State	4/0	2018
BERGSTROM, Tony	G-T	70	Utah	25/4	2012-15
BERNS, Rick	RB	40	Nebraska	18/0	1982-83
BESS, Rufus	DB	38	South Carolina St.	16/0	1979
BESSILLIEU, Don	DB	47	Georgia Tech	8/0	1983, 85
BEUERLEIN, Steve	QB	7	Notre Dame	20/15	1988-90
BIEKERT, Greg	LB	54	Colorado	144/123	1993-01
BILETNIKOFF, Fred	WR	14,25	Florida State	190/160	1965-78
BILUKIDI, Christo	DT	96	Georgia State	5/0	2012-13
BIRD, Rodger	DB	21	Kentucky	38/28	1966-68
BIRDWELL, Dan	DT	53	Houston	96/42*	1962-69
BISHOP, Sonny	G	66	Fresno State	14/0*	1963
BLACK, Barry	G	67	Boise State	3/2	1987
BLACKNALL, Saeed	WR	80	Penn State	1/0	2018
BLACKSTOCK, Darryl	LB	56	Virginia	16/1	2011
BLANDA, George	QB-K	16	Kentucky	126/-*	1967-75
BLANKENSHIP, Greg	LB	57	Cal State-Hayward	4/0	1976
BOLLER, Kyle	QB	7	California	7/1	2010-11
BONNESS, Rik	LB	54	Nebraska	14/0	1976
BOOKER, Devontae	RB	23	Utah	16/1	2020
BOOTHE, Kevin	G	67	Cornell	25/14	2006, 14
BOSS, Kevin	TE	87	Western Oregon	14/11	2011
BOWERS, Nick	TE	82	Penn State	5/0	2021
BOWIE, John	DB	35	Cincinnati	5/0	2007-09
BOWMAN, NaVorro	LB	53	Penn State	10/10	2017
BOYD, Greg	DT	76	San Diego State	5/0	1984
BOYD, Jerome	DB	30	Oregon	15/1	2009, 11
BOYDSTON, Max	TE	84	Oklahoma	14/-*	1962
BOYNTON, George	DB	27	East Texas State	3/-*	1962
BRABHAM, Cary	DB	40	SMU	7/0	1994
BRACELIN, Greg	LB	54	California	15/0	1981
BRADSHAW, Morris	WR	81	Ohio State	104/26	1974-81
BRANCH, Calvin	DB	27,37	Colorado State	60/1	1997-00,05
BRANCH, Cliff	WR	21	Colorado	183/150	1972-85
BRANCH, Tyvon	DB	33	Connecticut	75/67	2008-14
BRAVO, Alex	DB	47	Cal Poly, SLO	28/14*	1960-61
BRAYTON, Tyler	DE	91	Colorado	79/47	2003-07
BREECH, Jim	K	5	California	16/0	1978-79
BREWINGTON, Jim	T	73	N. Carolina College	14/-*	1961
BRIGHTAM, Jeremy	TE	49,87	Washington	48/8	1998-02
BRISIEL, Mike	G	65	Colorado State	30/30	2012-13
BRODINE, Mason	DE	95	Nebraska-Kearney	2/0	2011
BROMELL, Lorenzo	DE	95	Clemson	6/4	2003
BROOKS, Aaron	QB	2	Virginia	8/8	2006

BROOKS, Bobby	LB	55	Fresno State	33/0	1999-01	CARRADINE, Tank	DE	96	Florida State	1/0	2018
BROOKS, Bucky	DB	33	North Carolina	6/0	1998	CARRIE, TJ	DB	38	Ohio	60/36	2014-17
BROUGHTON, Willie	DT	97	Miami (Fla.)	31/8	1992-93	CARRIER, Derek	TE	85	Beloit	53/4	2018-21
BROWN, Bob	T	76	Nebraska	34/32	1971-73	CARRINGTON, Darren	DB	21	Northern Arizona	14/9	1996
BROWN, Charles	T	76	Houston	14/-*	1962	CARROLL, Joe	LB	51	Pittsburgh	22/0	1972-73
BROWN, Derek	TE	86	Notre Dame	16/4	1998	CARTER, Andre	DE	97	California	12/0	2012
BROWN, Doug	DT	74	Fresno State	12/0*	1964	CARTER, Louis	RB	33	Maryland	8/0	1975
BROWN, Fadol	DE	95	Mississippi	8/0	2018	CARTER, Perry	DB	20	Mississippi	26/7	1996-98
BROWN, Larry	DB	24	TCU	12/1	1996-97	CARTER, Russell	DB	29	SMU	24/12	1988-89
BROWN, Pharaoh	TE	81	Oregon	2/1	2017	CARTWRIGHT, Rock	RB	25	Kansas State	31/0	2010-11
BROWN, Preston	LB	54	Louisville	1/0	2019	CASEY, Chance	DB	37	Baylor	4/1	2013-14
BROWN, Ricky	LB	57	Boston College	58/13	2006-11	CASH, Kerry	TE	88	Texas	16/10	1995
BROWN, Ron	DE	64,96	USC	19/0	1987-88	CASPER, Dave	TE	87	Notre Dame	99/61	1974-80, 84
BROWN, Ron	DB-KR	24	Arizona State	16/0	1990	CAVALLI, Carmen	DE	85	Richmond	14/14	1960
BROWN, Stevie	DB	27	Michigan	15/1	2010	CELOTTO, Mario	LB	52	USC	18/0	1980-81
BROWN, Tarell	DB	23	Texas	14/14	2014	CHANDLER, Bob	WR	85	USC	29/23	1980-82
BROWN, Tim	WR	81	Notre Dame	240/198	1988-03	CHANEY, Jamar	LB	51	Mississippi State	9/0	2014
BROWN, Trent	T	77	Florida	16/16	2019-20	CHAPMAN, Ted	DE	77	Maryland	2/1	1987
BROWN, Vincent	WR	19	San Diego State	7/0	2014	CHARLES, Mike	DT	95	Syracuse	10/0	1990
BROWN, Willie	DB	24	Grambling	154/140	1967-78	CHEKWA, Chimdi	DB	35	Ohio State	32/4	2011-14
BROWNE, Jim	RB	47	Boston College	2/1	1987	CHESTER, Raymond	TE	87,88	Morgan State	103/65	1970-72,78-81
BROWNER, Keith	LB	51	USC	1/0	1987	CHRISTENSEN, Todd	RB-TE	46	BYU	136/90	1979-88
BROWNING, Dave	DE-DT	73	Washington	65/59	1978-82	CHRISTENSON, Brandon	TE	48	NW Oklahoma St.	1/0	2002
BRUCE, Aundray	DE	56,99	Auburn	89/7	1992-98	CHURCHWELL, Hansen	DT	75	Mississippi	1/0	1960
BRUNSON, Larry	WR	82	Colorado	13/0	1978-79	CLARK, Danny	LB	55	Illinois	32/31	2004-05
BRYANT, Desmond	DT	90	Harvard	63/18	2009-12	CLAY, John	T	78	Missouri	10/9	1987
BRYANT, Martavis	WR	12	Clemson	8/2	2018	CLAYTON, Keenan	LB	57	Oklahoma	15/0	2012
BRYANT, Tony	DE	94	Florida State	50/40	1999-02	CLEMMINGS, T.J.	T	74	Pittsburgh	4/0	2018
BRYANT, Warren	T	66	Kentucky	5/0	1984	CLEMONS, Chris	LB-DE	58	Georgia	16/2	2007
BUCHANAN, Ray	DB	34	Louisville	16/16	2004	CLINE, Tony	DE	84	Miami (Fla.)	72/57	1970-75
BUCHANON, Phillip	DB	31	Miami (Fla.)	36/26	2002-04	CLINTON-DIX, Ha Ha	DB	26	Alabama	2/0	2021
BUCHANON, William	WR	13	USC	1/0	2006	COLE, A.J.	P	6	North Carolina State	49/0	2019-21
BUCZKOWSKI, Bob	DE	95	Pittsburgh	2/0	1987	COLEMAN, Kenyon	DE	90	UCLA	1/0	2002
BUDNESS, Bill	LB	48	Boston University	92/11*	1964-70	COLEMAN, Rod	DT	57,91	East Carolina	60/21	1999-03
BUEHLER, George	G	64	Stanford	126/100	1969-78	COLLINS, Kerry	QB	5	Penn State	29/28	2004-05
BUIE, Drew	WR	89	Catawba	42/5*	1969-71	COLLINS, Maliek	DT	97	Nebraska	12/11	2020
BUNCH, Jarrod	RB	45	Michigan	3/0	1994	COLLINS, Mo	G-T	79	Florida	71/64	1998-03
BURCH, Gerald	TE	86	Georgia Tech	14/-*	1961	COLZIE, Neal	DB	20,45	Ohio State	56/6	1975-78
BURFICT, Vontaze	LB	55	Arizona State	4/4	2019	COMBS, Derek	DB	43	Ohio State	4/0	2002
BURGESS, Derrick	DE	56	Mississippi	56/52	2005-08	COMPTON, Will	LB	51,57	Nebraska	11/4	2019, 21
BURNETT, Kaelin	LB	95	Nevada	22/0	2012-13	CONDO, Jon	LS	59	Maryland	173/0	2007-17
BURNETT, Kevin	LB	94	Tennessee	16/16	2013	CONLEY, Gareon	DB	22,21	Ohio State	23/20	2017-19
BURRIS, Miles	LB	56	San Diego State	38/31	2012-14	CONNERS, Dan	LB	55,60	Miami (Fla.)	141/110*	1964-74
BURTON, Ron	LB	97	North Carolina	5/0	1990	CONWAY, Brett	K	5	Penn State	1/0	2000
BUSH, Michael	RB	29	Louisville	61/19	2007-11	COOK, Connor	QB	8, 18	Michigan State	1/0	2016-17
BUSHMAN, Matt	TE	84	BYU	2/0	2021	COOK, Jared	TE	87	South Carolina	32/30	2017-18
BUTCHER, Paul	LB	96	Wayne State	16/0	1996	COOLBAUGH, Bob	WR	43	Richmond	14/-*	1961
BUTLER, Brice	WR	19,12	San Diego State	25/2	2013-14	COOPER, Amari	WR	89	Alabama	52/47	2015-18
BYRD, Darryl	LB	50,54	Illinois	35/3	1983-84,87	COOPER, Chris	DT	75	Nebraska-Omaha	43/11	2001-03
- C -											
CABINDA, Jason	LB	53	Penn State	10/3	2018	COOPER, Earl	TE	86	Rice	5/0	1986
CALDWELL, Tony	LB	57	Washington	35/0	1983-85	COOPER, Jarrod	DB	40	Kansas State	47/10	2004-07
CALHOUN, Rick	RB	21	Cal State-Fullerton	3/0	1987	COOPER, Marquis	LB	95	Washington	8/0	2008
CALHOUN, Shilique	LB	91	Michigan State	26/0	2016-18	CORMIER, Joe	LB	95	USC	1/1	1987
CAMARILLO, Rich	P	16	Washington	1/0	1996	CORNELL, Jack	G-T	72	Notre Dame	1/0	2013
CAMPBELL, Bruce	G	74	Maryland	14/0	2010-11	COSTA, Dave	DT	46	Utah	42/0*	1963-65
CAMPBELL, Jason	QB	8	Auburn	19/18	2010-11	COSTELLO, Joe	LB	94	Central Connecticut	2/0	1989
CAMPBELL, Joe	DE	77	Maryland	13/0	1980-81	COTTON Sr., Lester	G	67	Alabama	5/0	2019, 21
CAMPBELL, Stan	G	67	Iowa State	14/10	1962	COWSER, James	LB-DE	47	Southern Utah	22/0	2016-17
CANNAVINO, Joe	DB	27	Ohio State	28/14*	1960-61	CRABTREE, Michael	WR	15	Texas Tech	46/45	2015-17
CANNON, Billy	TE	33	Louisiana State	79/45*	1964-69	CRAIG, Dobie	WR	42	Howard Payne	26/11*	1962-63
CARLISLE, Cooper	G	66	Florida	95/95	2007-12	CRAIG, Roger	RB	22	Nebraska	15/13	1991
CARLSON, Daniel	K	8,2	Auburn	59/0	2018-21	CRAWFORD, Jack	DE	91	Penn State	19/0	2012-13
CARR, Chetti	WR	20	NW Oklahoma	2/0	1987	CRINER, Juron	WR	84	Arizona	13/0	2012-13
CARR, Chris	CB	23	Boise State	48/4	2005-07	CROCKETT, Zack	RB	32	Florida State	125/40	1999-06
CARR, Derek	QB	4	Fresno State	127/127	2014-21	CROSBY, Maxx	DE	98	Eastern Michigan	49/43	2019-21
						CROW, Wayne	RB-DB	22	California	28/3*	1960-61

CRUDUP, Derrick	DB	23	Oklahoma	20/0	1989-91
CULPEPPER, Daunte	QB	8	UCF	7/6	2007
CUNNINGHAM, Rick	T	68	Texas A & M	32/0	1996-98
CURRY, Aaron	LB	51	Wake Forest	13/9	2011-12
CURRY, Ronald	WR	1,89	North Carolina	76/32	2002-08

- D -

DALBY, Dave	C-G	50	UCLA	205/135	1972-85
DALUIO, Brad	K	3	UCLA	1/0	2001
DANIELS, Clem	RB	36	Prairie View	87/23*	1961-67
DANIELS, Dave	DT	75	Florida A&M	14/0	1966
DAVIDSON, Ben	DE	83	Washington	110/98	1964-71
DAVIDSON, Cotton	QB	19	Baylor	58/28*	1962-69
DAVIS, Bruce	T	79	UCLA	121/76	1979-87
DAVIS II, Bruce	LB	58	UCLA	10/0	2010-11
DAVIS, Clarence	RB	28	USC	89/43	1971-78
DAVIS, Greg	K	7	The Citadel	16/0	1998
DAVIS, James	DB	45	Southern	83/2	1982-87
DAVIS, Jason	RB	34	Illinois	1/0	2008
DAVIS, Mike	DB	36	Colorado	107/83	1978-85
DAVIS, Scott	DE	70	Illinois	75/47	1988-91,94
DAVIS, Trevor	WR	11	California	9/4	2019
DAVISON, Jerone	RB	48	Arizona State	10/1	1996-97
DEABLO, Divine	LB	5	Virginia Tech	17/5	2021
DePAOLA, Andrew	LS	48	Rutgers	1/0	2018
DENNERY, Mike	LB	54	Southern Miss.	28/0	1974-75
DePOYSTER, Jerry	K	4	Wyoming	26/0	1971-72
DESKINS, Don	G	79	Michigan	14/6	1960
DEVEY, Jordan	OL	65	Memphis	4/4	2019
DICKERSON, Andy	G	64	California Lutheran	1/0	1987
DICKERSON, Eric	RB	29	SMU	16/15	1992
DICKEY, Eldridge	WR	10	Tennessee State	18/2*	1968-71
DICKINSON, Bo	RB	23	Southern Miss.	7/-*	1964
DIEHL, John	DT	73	Virginia	8/0*	1965
DiNAPOLI, Gennaro	G	64	Virginia Tech	11/9	1998-99
DITTRICH, John	G	68	Wisconsin	11/4	1960
DIXON, Ernest	LB	58	South Carolina	3/0	1998
DIXON, Hewritt	RB	35	Florida A&M	66/55	1966-70
DIXON, Rickey	DB	31	Oklahoma	9/0	1993
DORN, Torin	DB	46	North Carolina	62/1	1990-93
DORSETT, Anthony	DB	33	Pittsburgh	62/45	2000-03
DORSEY, Dick	WR	21	USC	11/-*	1962
DOSS, Keelan	WR	18	UC Davis	9/2	2019-20
DOTSON, Al	DT	71	Grambling	37/4	1968-70
DOUGHERTY, Bob	LB	44	Kentucky	47/14*	1960-63
DOWLING, Jonathan	DB	41	Western Kentucky	7/0	2014
DOWLING, Ras-I	DB	36	Virginia	3/0	2014
DRAKE, Kenyan	RB	23	Alabama	12/2	2021
DUDLEY, Rickey	TE	83	Ohio State	80/78	1996-00
DUFAULT, Paul	C-G	54	New Hampshire	1/0	1987
DUFF, John	TE-DE	84	New Mexico	5/0	1993-94
DUNN, David	WR-KR	88	Fresno State	25/0	2000-01
DWIGHT, Tim	WR	17	Iowa	6/1	2007
DYAL, Mike	TE	84	Texas A&I	19/18	1989-90
DYSON, Matt	DT-LB	59	Michigan	4/0	1995

- E -

EALY, Kony	DE	96	Missouri	3/0	2018
EASON, John	TE	82	Florida A&M	3/0	1968
EASY, Omar	RB	33	Penn State	16/0	2005
ECHEMANDU, Adimchinobe	RB	20,38	California	6/0	2006-07
EDMONDS, Bobby Joe	KR	41	Arkansas	7/0	1989
EDWARDS, Bryan	WR	89	South Carolina	28/15	2020-21
EDWARDS, Kalimba	DE	58	South Carolina	14/11	2008
EDWARDS, Lloyd	TE	36	San Diego State	14/-*	1969
EDWARDS Jr., Mario	DE	97	Florida State	30/24	2015-17
EISCHEID, Mike	K	11	Upper Iowa	70/-*	1966-71
EKEJIUBA, Isaiah	LB	50	Virginia	64/0	2005-09

ELLIS, Craig	RB	31	San Diego State	3/1	1987
ELLIS, Greg	DE	99	North Carolina	14/14	2009
ELLIS, Jim	LB	58	Boise State	3/2	1987
ELLIS, Justin	DT	78	Louisiana Tech	66/42	2014-18
ELLISON, Glenn	RB	27	Arkansas	1/0	1971
ELLISON, Riki	LB	50	USC	44/42	1990-92
ELUEMUNOR, Jermaine	G	72	Texas A&M	14/3	2021
EMANUEL, Kyle	LB	52	North Dakota St.	1/0	2020
ENIS, Hunter	QB	14	TCU	7/1	1962
ENYART, Bill	LB	46	Oregon State	1/0	1971
EUGENE, Hiram	DB	31	Louisiana Tech	60/19	2007-10
EVANS, Vince	QB	11	USC	44/7	1987-95

- F -

FACYSON, Brandon	DB	35	Virginia Tech	12/9	2021
FAIRBAND, Bill	LB	86	Colorado	9/0*	1967-68
FARGAS, Justin	RB	20,25	USC	92/32	2003-09
FELICIANO, Jon	G/C	68,76	Miami (Fla.)	48/8	2015-18
FELLOWS, Ron	DB	21	Missouri	26/12	1987-88
FENNER, Derrick	RB	34	North Carolina	41/28	1995-97
FERNANDEZ, Mervyn	WR	86	San Jose State	86/50	1987-92
FERRELL, Clelin	DE	96,99	Clemson	42/26	2019-21
FICCA, Dan	G	69	USC	14/0*	1962
FIELDS, George	DT	80	Bakersfield J.C	15/12	1960-61
FIGURS, Yamon	WR	13	Kansas State	1/0	2010
FILMOEATU, Bojay	LB	54	Utah State	8/0	2014
FINNERAN, Gary	DT	6	USC	13/-*	1961
FITZPATRICK, James	G-T	73	USC	27/5	1990-91
FLEMING, George	RB	21	Washington	14/0	1961
FLEMISTER, Zeron	TE	88	Iowa	12/3	2005
FLORES, Tom	QB	15	Pacific	84/64	1960-61,63-66
FLYNN, Matt	QB	15	LSU	2/1	2013
FOLSTON, James	LB	55	NE Louisiana	65/12	1994-98
FORD, Cole	K	5	USC	38/0	1995-97
FORD, Jacoby	WR	12	Clemson	38/13	2010-13
FOSCHI, John Paul	FB	49	Georgia Tech	11/5	2005-06
FOSTER, Ron	DB	41	Cal State-Northridge	3/2	1987
FRANCIES, Coye	DB	31	San Jose State	15/0	2012
FRANCIS, Carlos	WR	10	Texas Tech	5/0	2004-05
FRANK, Donald	DB	47	Winston-Salem	16/0	1994
FRANKLIN, Keith	LB	58	South Carolina	2/0	1995
FRANKS, Elvis	DE	94	Morgan State	4/0	1985-86
FRAZIER, Kavon	DB	43	Central Michigan	1/0	2021
FREDRICKSON, Rob	LB	53	Michigan State	58/50	1994-97
FREEMAN, Mike	G	61	Arizona	2/0	1988
FREEMAN, Russell	T	70	Georgia Tech	15/1	1995
FRYE, Charlie	QB	3	Akron	3/3	2009
FULCHER, David	LB	45	Arizona State	3/0	1993
FULCHER, Mondriel	TE	89	Miami (Fla.)	25/1	2000-02
FULLER, Charles	RB	20	San Francisco St.	17/-*	1961-62

- G -

GABRIEL, Doug	WR	85,80	UCF	45/7	2003-05,06
GAFFORD, Thomas	LS	47	Houston	3/0	2015
GAFFORD, Rico	DB/WR	38,10	Wyoming	8/1	2018-20
GAINER, Derrick	RB	27	Florida A&M	2/0	1992
GAITHER, Omar	LB	53	Tennessee	7/4	2012
GALLEGOS, Chon	QB	12	San Jose State	6/-*	1962
GALLERY, Robert	T-G	76	Iowa	92/91	2004-10
GAMACHE, Vince	K	3	Cal State-Northridge	3/0	1987
GANNON, Rich	QB	12	Delaware	74/74	1999-04
GAULDEN, Rashaan	DB	33	Tennessee	2/0	2020
GARNER, Bob	DB	28	Fresno State	27/-*	1961-62
GARNER, Charlie	RB	25	Tennessee	46/40	2001-03
GARRETT, Carl	RB	31	NM Highlands	26/1	1976-77
GAULT, Willie	WR	83	Tennessee	94/69	1988-93
GBAJA-BIAMILA, Akbar	DE-LB	98,94	San Diego State	27/0	2003-04
GEORGE, Jeff	QB	3	Illinois	24/23	1997-98

GESEK, John	G	63	Sacramento State	31/23	1987-89	HARRIS, Erik	DB	41,25	California (Pa.)	61/29	2017-20
GIBSON, Claude	DB	25	North Carolina St.	42/-*	1963-65	HARRIS, James	DE	93	Temple	32/32	1998-99
GIBSON, Derrick	DB	26,36	Florida State	69/32	2001-06	HARRIS, John	DB	29	Santa Monica J.C.	28/11*	1960-61
GILBERT, Sean	DT	90	Pittsburgh	6/0	2003	HARRIS, Johnnie	DB	37,44	Mississippi State	35/7	1999-01
GILCHRIST, Marcus	DB	31	Clemson	16/16	2018	HARRIS, Kwame	T	77	Stanford	14/11	2008
GILLESPIE, Tyree	DB	37	Missouri	11/0	2021	HARRIS, Napoleon	LB	58	Northwestern	45/38	2002-04
GILLET, Fred	TE	44	Los Angeles State	3/0*	1964	HARRIS, Shelby	DE	75	Illinois State	8/0	2014-15
GINN, Hubie	RB	29	Florida A&M	18/0	1976-78	HARRISON, Dwight	DB	82	Texas A&I	3/0	1980
GIORDANO, Matt	DB	27	California	31/22	2011-12	HARRISON, Nolan	DT-DE	74	Indiana	82/55	1991-96
GIPSON, Tom	DT	73	North Texas State	4/0*	1971	HARRISON, Rob	RB	28	Sacramento State	2/1	1987
GLENNON, Mike	QB	7	North Carolina State	2/0*	2019	HART, Harold	RB	23,34	Texas Southern	29/4	1974-75,78
GLOVER, Andrew	TE	87	Grambling	93/32	1991-96	HART, Roy	DT	61	South Carolina	1/0	1991
GLOVER, La'Roi	DT	92	San Diego State	2/0	1996	HARVEY, Jim	G	70	Mississippi	78/39	1966-71
GOETHEL, Travis	LB	50	Arizona State	16/0	2010-12	HARVEY, Richard	LB	52	Tulane	31/31	1998-99
GOGAN, Kevin	G	66	Washington	48/48	1994-96	HASSELBECK, Don	TE	87	Colorado	14/0	1983
GOLDSTEIN, Alan	WR	81	North Carolina	14/10	1960	HASTY, James	DB	34	Washington State	1/0	2001
GOLIC, Bob	DT	79	Notre Dame	57/53	1989-92	HATCHER, Keon	WR	14	Arkansas	3/0	2018
GOLTZ, Rick	DE	14	Simon Fraser	1/1	1987	HAWKINS, Clarence	RB	26	Florida A&M	7/0	1979
GOOD, Denzelle	G	69,71	Mars Hill	35/23	2018-21	HAWKINS, Frank	RB	27	Nevada	88/34	1981-87
GOODLOW, Darryl	LB	90	Oklahoma	2/2	1987	HAWKINS, Mike	LB	57	Texas A&I	3/0	1982
GOODSON, Mike	RB	25	Texas A&M	12/0	2012	HAWKINS, Wayne	G	65	Pacific	136/40*	1960-70
GORDON, Alex	LB	55	Cincinnati	10/0	1990	HAWTHORNE, Anttaj	DT	77	Wisconsin	18/0	2005-06
GORDON, Darrien	DB	23	Stanford	29/2	1999-00,02	HAYDEN, DJ	DB	25	Houston	45/25	2013-16
GORDON, Richard	TE	82	Miami (Fla.)	27/2	2011-12	HAYES, Lester	DB	37	Texas A&M	149/134	1977-86
GOSSETT, Jeff	P	6, 7	Eastern Illinois	140/0	1988-96	HAYNES, Mike	DB	22	Arizona State	87/72	1983-89
GRADDY, Sam	WR	85	Tennessee	35/1	1990-92	HAYWARD Jr., Casey	DB	29	Vanderbilt	17/17	2021
GRADKOWSKI, Bruce	QB	5	Toledo	13/8	2009-10	HEATH, Jeff	DB	38	Saginaw Valley St.	13/5	2020
GRAHAM, Aaron	C	68	Nebraska	14/0	2001	HEENEY, Ben	LB	51,50	Kansas	19/5	2015-16
GRAHAM, Derrick	G	74	Appalachian State	12/12	1998	HEINRICH, Don	QB	11	Washington	1/1	1962
GRANT, DeLawrence	DE-LB	95,99,59	Oregon State	49/27	2001-05	HELM, Daniel	TE	86	Duke	9/1	2021
GRANT, Ryan	WR	19	Tulane	2/1	2019	HELU Jr., Roy	RB	26	Nebraska	9/0	2015
GRAVES, Rory	T	60	Ohio State	49/45	1988-91	HENDERSON, John	DT	79	Tennessee	22/5	2010-11
GRAYSON, Dave	DB	45	Oregon	84/42	1965-70	HENDERSON, Mario	T	75	Florida State	44/28	2007-10
GREEN, Charlie	QB	12	Wittenberg	14/-*	1966	HENDRICKS, Ted	LB	83	Miami (Fla.)	131/122	1975-83
GREEN, Chaz	G	65	Florida	4/1	2018	HERMANN, Dick	LB	49	Florida State	14/-*	1965
GREEN, Cornell	T	74	Central Florida	38/38	2007-09	HEROCK, Ken	TE	84,86	West Virginia	54/-*	1963-65,67
GREENWOOD, David	DB	41	Wisconsin	2/0	1988	HESTER, Jessie	WR	84	Florida State	39/18	1985-87
GRIFFITH, Justin	RB	36	Mississippi State	23/14	2007-08	HESTER, Treyvon	DT	90	Toledo	14/1	2017
GRIMES, Phil	DE	97	Central Missouri	2/0	1987	HETHERINGTON, Chris	RB	44	Yale	19/3	2003-04
GROVE, Jake	C-G	64	Virginia Tech	54/46	2004-08	HEYER, Stephon	T	75	Maryland	12/2	2011
GROVES, Quentin	LB	52	Auburn	31/15	2010-11	HEYWARD-BEY, Darrius	WR	12,85	Maryland	56/53	2009-12
GUNHEIM, Greyson	DE	97	Washington	3/0	2008-09	HIGGINS, Johnnie Lee	WR	15	UTEP	60/11	2007-10
GURODE, Andre	C-G	64	Colorado	10/4	2013	HIGSMITH, Don	RB	32	Michigan State	30/4	1970-72
GUY, Louie	DB	22	Mississippi	6/0	1964	HILGER, Rusty	QB	12	Oklahoma State	11/5	1985-87
GUY, Ray	K	8	Southern Miss.	207/0	1973-86	HILL, Greg	DB	36	Oklahoma State	2/2	1987
- H -											
HADLEY, Spencer	LB	50	BYU	2/0	2014	HILL, Kenny	DB	48	Yale	34/0	1981-83
HAGAN, Derek	WR	80,10	Arizona State	20/4	2011,12	HILL, Madre	RB	23	Arkansas	2/0	2002
HAGBERG, Roger	RB	30	Minnesota	68/14*	1965-69	HILL, Renaldo	CB	22	Michigan State	16/13	2005
HALL, DeAngelo	DB	23	Virginia Tech	8/8	2008	HILL, Rod	DB	38	Kentucky State	4/3	1987
HALL, Leon	DB	29	Michigan	10/4	2018	HINTON, Marcus	TE	85	Alcorn State	2/0	1995-96
HALL, P.J.	DT	92	Sam Houston St.	30/18	2018-19	HIPP, I.M	RB	20	Nebraska	1/0	1980
HALL, Tim	RB	45	Robert Morris	18/0	1996-97	HOBBS, Daryl	WR	80	Pacific	45/4	1993-96
HALL, Willie	LB	39	USC	46/39	1975-78	HOBBS, Nate	DB	39	Illinois	16/9	2021
HAMILTON, Antonio	DB	32	South Carolina St.	12/0	2016-17	HOBERT, Billy Joe	QB	9	Washington	12/5	1995-96
HAMILTON, Bobby	DE	98	Southern Miss.	30/28	2004-05	HOISINGTON, AI	WR	84	Pasadena J.C.	9/1	1960
HANKINS, Johnathan	DT	90	Ohio State	61/60	2018-21	HOLLAND, Jamie	WR	82	Ohio State	32/0	1990-91
HANNAH, Charley	G	73	Alabama	71/65	1983-88	HOLLAND, Jonathan	WR-DB	10,23	Louisiana Tech	17/0	2008-09
HANSON, Joselio	DB	23	Texas Tech	16/5	2012	HOLLAS, Donald	QB	12	Rice	12/6	1997-98
HARDEN, Mike	DB	45	Michigan	30/27	1989-90	HOLLOWAY, Brian	G-T	76	Stanford	14/8	1987-88
HARDMAN, Cedrick	DE	86	North Texas State	32/0	1980-81	HOLMBERG, Rob	LB	57	Penn State	61/1	1994-97
HARDY, Charles	WR	82	San Jose State	33/13*	1960-62	HOLMES, Andre	WR	18	Hillsdale	58/20	2013-16
HARDY, David	K	4	Texas A&M	2/0	1987	HOLMES, Lester	G	71	Jackson State	15/15	1997
HARKEY, Lance	DB	24	Illinois	2/0	1987	HOLTON, Johnny	WR	16	Cincinnati	32/1	2016-18
HARLOW, Pat	T	75,77	USC	31/30	1996-98	HOOD, Elijah	RB	34	North Carolina	1/0	2017
HARRIS, Dwayne	WR-RS	17	East Carolina	18/1	2018-19	HOPKINS, Jerry	LB	52	Texas A&M	5/-*	1968
						HORTON, Ethan	RB-TE	23,88	North Carolina	84/65	1987,89-93

HOSKINS, Derrick	DB	20	Southern Miss.	60/38	1992-95
HOSTETLER, Jeff	QB	15	West Virginia	55/55	1993-96
HOUSHMANDZADEH, T.J.	WR	84	Oregon State	9/0	2011
HOUSTON, Lamarr	DE	99	Texas	64/60	2010-13
HOWARD, Austin	G-T	77	Northern Iowa	40/39	2014-16
HOWARD, Desmond	WR-KR	80	Michigan	30/1	1997-98
HOWARD, Thomas	LB	53	UTEP	76/62	2006-10
HOYING, Bobby	QB	14	Ohio State	6/0	1999-01
HUBBARD, Marv	RB	39,44	Colgate	90/58	1969-75
HUDDLESTON, John	LB	57	Utah	27/0	1978-79
HUDSON, Bob	RB	36	NE Oklahoma	28/0	1973-74
HUDSON, Rodney	C	61	Florida State	92/92	2015-20
HUFF, Michael	DB	24	Texas	108/93	2006-12
HULSEY, Corey	G-T	71	Clemson	24/5	2003-06
HUMM, David	QB	11	Nebraska	76/0	1975-79,83-84
HUNLEY, Ricky	LB	98	Arizona	23/1	1989-90
HUNTER, Jason	DE	93	Appalachian State	13/10	2013
HUNTLEY, Kevin	DE	94	Kansas State	6/0	2006
HURST, Maurice	DT	73	Michigan	40/17	2018-20
HUSTED, Michael	K	5	Virginia	13/0	1999

- I -

IHENACHO, Carl	LB	53	San Jose State	3/0	2012
INCOGNITO, Richie	G	64	Nebraska	14/14	2019-20
INGOLD, Alec	RB	45	Wisconsin	41/11	2019-21
IOANE, Junior	DT	92	Arizona State	9/0	2000-02
IRONS, Gerald	LB	86	Maryland State	77/56*	1970-75
IRONS, Grant	DE	96	Notre Dame	26/4	2003-06
IRVIN, Bruce	LB	51	West Virginia	40/38	2016-18
IRVING, David	DL	95	Iowa State	2/0	2020
ISMAIL, Raghib	WR	86	Notre Dame	45/15	1993-95

- J -

JACKSON, Bo	RB	34	Auburn	38/23	1987-90
JACKSON, Bobby	RB	32	New Mexico State	8/-*	1964
JACKSON, Brandon	DL	98	Texas Tech	3/0	2016
JACKSON, DeSean	WR	1	California	9/4	2021
JACKSON, Gabe	G	66	Mississippi State	100/99	2014-20
JACKSON, Grady	DT	90	Knoxville	67/32	1997-01
JACKSON, Leonard	LB	91	Oklahoma State	1/1	1987
JACKSON, Monte	DB	42	San Diego State	65/37	1978-82
JACKSON, Richard	LB	32	Southern	5/0	1966
JACKSON, Steve	DB	42	Louisiana State	6/0	1977
JACKSON, Victor	DB	49	Bowie State	2/0	1987
JACOBS, Josh	RB	28	Alabama	43/42	2019-21
JACOBS, Proverb	T	77	California	20/0	1963-64
JAEGER, Jeff	K	18	Washington	107/0	1989-95
JAGIELSKI, Harry	DT	70	Indiana	8/-*	1961
JAKOWENKO, George	K	6	Syracuse	6/0	1974
JAMES, Andre	C	68	UCLA	44/18	2019-21
JAMES, Cory	LB	57	Colorado State	26/14	2016-17
JAMES, Tory	DB	20	LSU	46/16	2000-02
JANIKOWSKI, Sebastian	K	11	Florida State	268/0	2000-17
JASPER, Ed	DT	95	Texas A&M	15/1	2005
JEFFERSON, Quinton	DT	77	Maryland	17/17	2021
JELACIC, Jon	DE	88	Minnesota	35/-*	1961-64
JENKINS, Greg	WR	10	Alabama State	6/0	2013
JENKINS, Mike	DB	21	South Florida	15/15	2013
JENKINS, Robert	T	64	UCLA	35/23	1994-96
JENKINS, Ronney	RB-KR	27	Northern Arizona	7/0	2003
JENNINGS, Brandon	DB	39	Texas A&M	20/0	2000-02
JENNINGS, Rashad	RB	27	Liberty	15/8	2013
JENNINGS, Rick	WR	33	Maryland	13/0	1976-77
JENSEN, Derrick	RB-TE	31	Texas Arlington	106/22	1979-86
JETT, James	WR	82	West Virginia	140/75	1993-02
JIMERSON, A.J	LB-DE	58	Norfolk State	17/0	1990-91
JOHNSON, Chris	DB	37	Louisville	59/29	2007-11
JOHNSON, Derrick	LB	56	Texas	6/1	2018

JOHNSON, Eric	LB-DB	41	Nebraska	55/2	2000-03
JOHNSON, Isaiah	DB	31	Houston	19/0	2019-20
JOHNSON, Kevin	DT	98	Texas Southern	15/0	1997
JOHNSON, Monte	LB	58	Nebraska	99/69	1973-80
JOHNSON, Rob	QB	7	USC	2/0	2003
JOHNSON, Teyo	TE	82	Stanford	24/6	2003-04
JOHNSON, Tim	LB	51	Youngstown St.	50/4	2002-05
JOHNSON, Tyron	WR	17	Oklahoma State	5/0	2021
JOHNSON, Shelton	DB	42	Wisconsin	4/0	2013
JOHNSTON, Mark	DB	N/A	Northwestern	1/0*	1964
JOHNSTONE, Lance	DE	51	Temple	87/57	1996-00,06
JOLLEY, Doug	TE	88	BYU	47/25	2002-04
JONES, Calvin	RB	27,44	Nebraska	15/0	1994-95
JONES, David	TE	82	Delaware State	16/0	1992
JONES, Datone	DL	95	UCLA	1/0	2020
JONES, Horace	DE	82	Louisville	70/57	1971-75
JONES, James	WR	89	San Jose State	16/10	2014
JONES, Jim	LB	32	Washington	1/0*	1961
JONES, Mike	LB	52	Missouri	98/34	1991-96
JONES, Sean	DE	99	Northeastern	59/32	1984-87
JONES, Taiwan	RB-DB	22	Eastern Wash.	66/0	2011-16
JONES, Willie	DE	90	Florida State	40/3	1979-82
JONES, Zay	WR	12,7	East Carolina	43/18	2019-21
JONES-DREW, Maurice	RB	21	UCLA	12/1	2014
JONES-SMITH, Jaryd	T	72	Pittsburgh	3/0	2020
JORDAN, Dion	DE	95	Oregon	7/0	2019
JORDAN, LaMont	RB	34	Maryland	35/29	2005-07
JORDAN, Randy	RB	28	North Carolina	88/2	1993,98-02
JORDAN, Shelby	T	64,74	Washington (Mo.)	56/5	1983-86
JOSEPH, Karl	DB	42	West Virginia	49/41	2016-19
JOSEPH, William	DT	96,94	Miami (Fla.)	14/0	2008-09
JOYNER, Lamaricus	DB	29	Florida State	28/17	2019-20
JOYNER, L.C	DB	46	Diablo Valley J.C	2/0	1960
JUNKIN, Trey	LS	87,89	Louisiana Tech	69/2	1985-89,96

- K -

KASA, Nick	TE	88	Colorado	16/1	2013
KAUFMAN, Napoleon	RB	26	Washington	91/46	1995-00
KEATING, Tom	DT	74	Michigan	70/59	1966-72
KELLY, Joe	LB	57	Washington	16/14	1993
KELLY, Tommy	DT	93	Mississippi State	129/117	2004-12
KENNEDY, Lincoln	T	72	Washington	121/119	1996-03
KENT, Greg	T	73	Utah	7/0	1966
KEY, Arden	DE	99	LSU	37/10	2018-20
KEYES, Bob	RB	24	San Diego	4/-*	1960
KIDD, Carl	DB	46	Arkansas	29/0	1995-96
KIMMEL, Jamie	LB	59	Syracuse	31/0	1986-88
KING, Emanuel	LB	92	Alabama	16/3	1989
KING, Joe	DB	31	Oklahoma State	16/2	1995
KING, Kenny	RB	33	Oklahoma	85/67	1980-85
KING, Linden	LB	52	Colorado State	56/34	1986-89
KING, Marquette	P	7	Fort Valley State	80/0	2013-17
KINLAW, Reggie	DT	62	Oklahoma	68/52	1979-84
KIRBY, Terry	RB	42	Virginia	19/0	2000-02
KIRKLAND, Denver	G	79	Arkansas	8/4	2016-18
KLEIN, Dick	T	70	Iowa	28/-*	1963-64
KLINGER, David	QB	7	Houston	2/0	1996-97
KNIGHT, Marcus	WR	83	Michigan	21/2	2001-02
KOCH, Pete	DE	74	Maryland	4/0	1989
KOCUREK, Dave	TE	88	Wisconsin	17/1*	1967-68
KOEGEL, Warren	C	56	Penn State	1/0	1971
KOONCE, Malcolm	DE	51	Buffalo	5/0	2021
KORVER, Kelvin	DT	71	Northwestern (Iowa)	24/1	1973-77
KOWALCZYK, Walt	RB	35	Michigan State	4/-*	1961
KOY, Ted	TE	38	Texas	14/0	1970
KRAKOSKI, Joe	DB	27	Illinois	51/2*	1963-66
KRUSE, Bob	G	62	Wayne State	25/-*	1967-68

KUNZ, Terry	RB	34	Colorado	7/0	1976-77
KWALICK, Ted	TE	88,89	Penn State	25/0	1975-77
KWIATKOSKI, Nick	LB	44	West Virginia	20/12	2020-21
KYSAR, Jeff	T	79	Arizona State	1/0	1995-96

- L -

LACHEY, Jim	T	74	Ohio State	1/1	1988
LaFELL, Brandon	WR	19	LSU	6/5	2018
LAMBERT, Keenan	DB	32	Norfolk State	5/0	2015
LAMONICA, Daryle	QB	3	Notre Dame	95/84	1967-74
LAMUR, Emmanuel	LB	54	Kansas State	9/4	2018
LAND, Dan	DB	25	Albany State	137/5	1989-97
LANIER, Ken	T	79	Florida State	2/2	1993
LARSCHIED, Jack	RB	23	Pacific	16/8*	1960-61
LARSON, Paul	QB	12	California	1/0	1960
LASKEY, Bill	LB	42	Michigan	53/37	1966-70
LASSITER, Issac	DE	77	St. Augustine	70/69	1965-69
LATHAM, Darius	DT	75	Indiana	17/2	2016-17
LATHAN, Greg	WR	81	Cincinnati	3/0	1987
LAWRENCE, Henry	T	70	Florida A&M	187/148	1974-86
LAWRENCE, Larry	QB	13	Iowa	8/2	1974-75
LAWSON, Nevin	DB	26	Utah State	25/13	2019-20
LAWTON, Luke	RB	44	McNeese State	29/10	2008-09
LEATHERWOOD, Alex	G-T	70	Alabama	17/17	2021
LEAVITT, Dallin	DB	32	Utah State	42/1	2018-21
LECHLER, Shane	P	9	Texas A&M	206/0	2000-12
LEE, Marquel	LB	55,52	Wake Forest	45/19	2017-19, 21
LEE, Pat	DB	26	Auburn	8/7	2012
LEE, ReShard	RB	42	MTSU	16/3	2006
LEE, Zeph	RB-DB	40	USC	23/7	1987-89
LEINART, Matt	QB	7	USC	2/0	2012
LEKKERKERKER, Brad	T	75	UC Davis	1/0	2005
LELIE, Ashley	WR	87	Hawaii	13/6	2008
LEONHARDT, Brian	TE	87	Bemidji State	12/3	2014
LEVITT, Chad	RB	31	Cornell	10/2	1997
LEWIS, Albert	DB	29	Grambling	75/60	1994-98
LEWIS, Bill	C-G	51	Nebraska	26/20	1986-89
LEWIS, Garry	DB	21	Alcorn State	28/7	1990-91
LEWIS, Harold	RB	21	Houston	11/-*	1962
LILES, Alva	DT	60	Boise State	2/0	1980
LITTLETON, Cory	LB	42	Washington	31/27	2020-21
LIUGET, Corey	DT	94	Illinois	3/0	2019
LLOYD, Doug	RB	37	North Dakota St.	1/0	1991
LOCKETT, Wade	WR	87	Cal State-Fullerton	2/0	1987
LOCKLIN, Billy Ray	G	73	New Mexico St.	2/2	1960
LOFTON, Curtis	LB	50	Oklahoma	16/9	2015
LOFTON, James	WR	80	Stanford	28/28	1987-88
LONG, Howie	DE-DT	75	Villanova	179/151	1981-93
LOPER, Daniel	G	60	Texas Tech	10/4	2010
LOSMAN, J.P.	QB	7	Tulane	1/0	2009
LOTT, Billy	RB	31	Mississippi	14/12	1960
LOTT, Ronnie	DB	42	USC	32/32	1991-92
LOUDERBACK, Tom	LB	60	San Jose State	28/13*	1960-61
LOVE, Clarence	DB	38	Toledo	24/3	2002-03
LUANI, Shalom	DB	26	Washington State	16/1	2017
LUMPKIN, Ricky	DL	77,93	Kentucky	6/0	2013-14
LYNCH, Lorenzo	DB	43	Sacramento State	31/16	1996-97
LYNCH, Marshawn	RB	24	California	21/21	2017-18
LYONS, Lamar	DB	23	Washington	6/0	1996

- M -

MABIN, Dylan	DB	37	Fordham	1/0	2020
MACK, Khalil	LB	52	Buffalo	64/64	2014-17
MacKINNON, Jacque	TE	37	Colgate	4/2	1970
MACON, Ed	DB	28	Pacific	14/14	1960
MADSEN, John	TE	85	Utah	35/4	2006-08
MADY, Lamar	G	63	Youngstown St.	7/0	2013
MAGNUSON, Erik	C	62	Michigan	2/0	2019-20

MAIAVA, Kaluka	LB	50	USC	13/3	2013-14
MANN, Errol	K	14	North Dakota	37/0	1976-78
MANOUKIAN, Don	G	67	Stanford	14/14	1960
MANUEL, EJ	QB	3	Florida State	2/1	2017
MARINOVICH, Marv	G	68	USC	1/0	1965
MARINOVICH, Todd	QB	12	USC	8/8	1991-92
MARIOTA, Marcus	QB	8	Oregon	11/0	2020-21
MARSH, Curt	G	60	Washington	45/29	1981-86
MARTEN, James	T	69	Boston College	1/0	2008
MARTIN, Doug	RB	28	Boise State	16/9	2018
MARTIN, Nick	C	66	Notre Dame	17/0	2021
MARTIN, Rod	LB	53	USC	165/147	1977-88
MARTIN, Tee	QB	17	Tennessee	2/0	2003
MARTINI, Rich	WR	89	UC Davis	32/5	1979-80
MARVIN, Mickey	G	65	Tennessee	120/108	1977-87
MARYLAND, Russell	DT	67,97	Miami (Fla.)	63/63	1996-99
MASON, Lindsey	T	71	Kansas	43/3	1978-81
MASTRUD, Jeron	TE	85	Kansas State	16/12	2013
MATSOS, Arch	LB	56	Michigan State	40/-*	1963-65
MATTHEWS, Ira	RB-WR	43	Wisconsin	37/0	1979-81
MATUSZAK, John	DE-DT	72	Tampa	87/72	1976-82
MAURO, Josh	DE	97	Stanford	13/7	2019
MAXWELL, Tom	DB	42	Texas A&M	28/0	1971-73
MAYBERRY, Doug	RB	33	Utah State	2/0	1963
MAYOWA, Benson	DE	95,91	Idaho	43/3	2014-15,19
MAYS, Taylor	DB	27	USC	14/5	2015
McCALL, Joe	RB	43	Pittsburgh	3/0	1984
McCALLUM, Napoleon	RB	34,41	Navy	74/6	1986,90-94
McCANN, Bryan	DB	32	SMU	7/0	2011
McCANTS, Matt	T	73	UAB	28/3	2013-16
McCARRON, AJ	QB	2	Alabama	2/0	2018
McCLAIN, Rolando	LB	55	Alabama	41/38	2010-12
McCLAIN, Terrell	DT	93	South Florida	3/0	2019
McCLANAHAN, Randy	LB	57	SW Louisiana	45/24	1977,80-82
McCLOUGHAN, Kent	DB	47	Nebraska	67/46*	1965-70
McCOLL, Milt	LB	56	Stanford	15/0	1988
McCOWN, Josh	QB	12	Sam Houston St.	9/9	2007
McCOY, Gerald	DT	93	Oklahoma	1/0	2021
McCOY, Larry	LB	90	Lamar	4/0	1984
McCOY, Mike	DT	76	Notre Dame	29/3	1977-78
McCRANE, Matt	K	3	Kansas State	3/0	2018
McCRAV, Demetrius	DB	25	Appalachian State	3/0	2017
McDANIEL, Terry	DB	36	Tennessee	143/137	1988-97
McDONALD, Clinton	DL	97	Memphis	15/1	2018
McDONALD, Dewey	DB	35	California (Pa.)	1/0	2015
McDONALD, Dexter	DB	21,23	Kansas	27/6	2015-17
McDONALD, Tevin	DB	37	Eastern Wash.	4/0	2015
McELROY, Reggie	G-T	77	West Texas State	32/17	1991-92
McELROY, Vann	DB	26	Baylor	101/88	1982-90
McFADDEN, Darren	RB	20	Arkansas	83/63	2008-14
McFADDEN, Marshall	LB	54	South Carolina St.	4/0	2013
McFADDEN, Walter	CB	22	Auburn	4/0	2010
McFARLANE, Nyle	DE	26	BYU	13/2	1960
McFOY, Chris	WR	14	USC	3/0	2007
McGEE, Stacy	DT	92	Oklahoma	51/18	2013-16
McGILL II, Keith	DB	39	Utah	54/3	2014-17
McGLOCKTON, Chester	DT	91	Clemson	90/80	1992-97
McGLOIN, Matt	QB	14	Penn State	13/7	2013-16
McKENZIE, Reggie	LB	54	Tennessee	58/40	1985-88
McKINNEY, Odis	DB	23	Colorado	85/19	1980-86
McLEMORE, Chris	RB	20	Arizona	10/0	1987-88
McMATH, Herb	DT	61	Morningside	14/0	1976
McMILLAN, Raekwon	LB	54	Ohio State	16/4	2020
McMILLEN, Dan	LB	92	Colorado	1/0	1987
McMILLIN, Jim	DB	45	Colorado State	15/0	1963-64
McMURTRY, Chuck	DT	73	Whittier	25/0	1962-63

McQUISTAN, Paul	G	79	Weber State	35/12	2006-09
McRAE, Charles	T	73	Tennessee	13/1	1996
MEDLIN, Dan	G	68,79	North Carolina Sta.	48/4	1974-76,79
MELIFONWU, Obi	DB	20	Connecticut	5/1	2017
MENDENHALL, Terry	LB	54	San Diego State	17/0	1971-72
MERCER, Mike	K	10	Northern Arizona	44/-*	1963-66
MERRILL, Mark	LB	52	Minnesota	2/0	1984
MELVIN, Rashaan	DB	22	Northern Illinois	14/7	2018
MICKELL, Darren	DE	98	Florida	1/0	2001
MICKENS, Terry	WR	85	Florida A&M	32/5	1998-00
MIDDLETON, Frank	G	73	Arizona	46/42	2001-04
MILLEN, Matt	LB	55	Penn State	133/127	1980-88
MILLER, Alan	RB	37	Boston College	56/-*	1961-63,65
MILLER, Bill	WR	89	Miami (Fla.)	38/14*	1964,66-68
MILLER, Justin	DB	22	Clemson	8/0	2008-09
MILLER, Kolton	T	77,74	UCLA	63/63	2018-21
MILLER, Nick	WR	89	Southern Utah	11/0	2010-11
MILLER, Zach	TE	80	Arizona State	62/61	2007-10
MILLS, John Henry	LB-TE	44,87	Wake Forest	21/0	1997-98
MINCY, Charles	DB	22	Washington	16/6	1999
MINGO, Gene	K	21	None	21/-*	1964-65
MIRALDI, Dean	G	64	Utah	10/10	1987
MIRER, Rick	QB	3	Notre Dame	9/8	2002-03
MIRICH, Rex	DT	78, 87	Northern Arizona	42/-*	1964-66
MISCHAK, Bob	TE-G	67, 87	Army	35/0*	1963-65
MITCHELL, Mike	DB	34	Ohio	61/9	2009-12
MITCHELL, Tom	TE	82	Bucknell	14/7	1966
MIX, Ron	T	77	USC	12/4	1971
MOEHRIG, Tre'von	DB	25	TCU	17/17	2021
MOFFETT, Tim	WR	83	Mississippi	29/1	1985-86
MONTALBO, Mel	DB	22	Utah State	2/0	1962
MONTGOMERY, Cleo	RB-WR	28	Abilene Christian	44/0	1981-85
MONTGOMERY, Tyrone	RB	21	Mississippi	18/6	1993-94
MONTOYA, Max	G	65	UCLA	66/51	1990-94
MOODY, Keith	DB	26	Syracuse	5/0	1980
MOORE, Bob	TE	88	Stanford	70/46	1971-75
MOORE, Damontre'	DE	56	Texas A&M	3/0	2018
MOORE, Denarius	WR	17	Tennessee	51/37	2011-14
MOORE, Manfred	RB	36	USC	1/0	1976
MOORE, Sio	LB	55	Connecticut	26/22	2013-14
MOREAU, Foster	TE	87	LSU	46/19	2019-21
MORANT, Johnnie	WR	19	Syracuse	15/2	2004-06
MORRIS, Chris	C-G	61,51	Michigan State	47/11	2006-09
MORRIS, Riley	DE	55,92	Florida A&M	30/12*	1960-62
MORRISON, Dave	DB	49	SW Texas State	1/0	1968
MORRISON, Kirk	LB	52	San Diego State	80/79	2005-09
MORROW, Nicholas	LB	50	Greenville	62/29	2017-20
MORROW, Tom	DB	35	Southern Miss.	42/-*	1962-64
MORTON, Mike	LB	50	North Carolina	55/17	1995-98
MOSEBAR, Don	C-G-T	72	USC	173/156	1983-94
MOSS, Jarvis	DE	94	Florida	19/1	2010-11
MOSS, Randy	WR	18	Marshall	29/28	2005-06
MOSS, Winston	LB	99	Miami (Fla.)	63/62	1991-94
MOSTARDO, Rich	DB	27	Kent State	5/0	1962
MRAZ, Mark	DE	97	Utah State	22/0	1989
MUELLER, Vance	RB	42	Occidental	73/5	1986-90
MUHAMMAD, Calvin	WR	82	Texas Southern	23/4	1982-83
MUIR, Daniel	DT	97	Kent State	10/1	2013
MULLEN, Trayvon	CB	27	Clemson	37/31	2019-21
MURANSKY, Ed	G-T	76	Michigan	24/0	1982-84
MURDOCK, Jesse	RB	N/A	California Western	1/0	1963
MURPHY, Louis	WR	18	Florida	41/19	2009-11
MURRAY, Justin	T	71	Cincinnati	2/0	2018
MURRAY, Latavius	RB	28	UCF	45/31	2014-16
MUSTAFAA, Najee	DB	48	Georgia Tech	15/1	1995
MYERS, Brandon	TE	83	Iowa	58/28	2009-12

MYLES, Toby	G-T	70	Jackson State	1/0	2000-01
- N -					
NASH, Keyon	DB	42	Albany State	2/0	2004
NASSIB, Carl	DE	94	Penn State	27/5	2020-21
NDUKWE, Chinedum	DB	44	Notre Dame	2/0	2011
NEDNEY, Joe	K	6	San Jose State	3/0	1999
NELMS, Cory	DB	38	Miami (Fla.)	1/0	2012
NELSON, Bob	LB	51	Nebraska	46/43	1980-85
NELSON, J.J.	WR	15	UAB	2/1	2019
NELSON, Jordy	WR	82	Kansas State	15/14	2018
NELSON, Nick	DB	23	Wisconsin	12/3	2018-19
NELSON, Reggie	DB	27	Florida	43/39	2016-18
NEWBERRY, Jeremy	C	62	California	14/14	2007
NEWHOUSE, Marshall	T	73	TCU	14/14	2017
NEWMAN, Anthony	DB	30	Oregon	27/24	1998-99
NGAKOUE, Yannick	DE	91	Maryland	17/17	2021
NICKLAS, Pete	T	70	Baylor	14/0*	1962
NIX, Lucas	G	76	Pittsburgh	15/10	2012-13
NIXON, David	LB	56	BYU	3/0	2009
NIXON, Keisean	CB	22	South Carolina	40/2	2019-21
NOBLE, Mike	LB	53	Stanford	1/1	1987
NORRIS, Jim	DT	72	Houston	22/-*	1962-64
NORRIS, Slade	LB	58	Oregon State	4/0	2009
NOVSEK, Joe	DE	71	Tulsa	14/-*	1962
NUGENT, Mike	K	6	Ohio State	3/0	2018
- O -					
OATS, Carleton	DT	85	Florida A&M	103/49	1965-72
OGAS, Dave	LB	61	San Diego State	6/0	1968
OGLESBY, Paul	T	74	UCLA	14/12	1960
OLAWALE, Jamize	RB	49	North Texas	77/11	2012-17
OLIVER, Ralph	LB	56	USC	28/16	1968-69
O'MALLEY, Ryan	TE	85	Pennsylvania	1/0	2016
OMAMEH, Patrick	G	78	Michigan	6/0	2020
O'NEAL, Oren	RB	46	Arkansas State	18/1	2007-09
ONWUALU, James	LB	59	Notre Dame	2/0	2020
ONWUASOR, Patrick	LB	48	Portland State	6/0	2021
OSBORNE, Chuck	DT	98	Arizona	22/0	1998-99
OSBORNE, Clancy	LB	81	Arizona State	28/-*	1963-64
ORR, Leon	DT	93	Florida	3/0	2015
OSEMELE, Kelechi	G-T	70	Iowa State	42/42	2016-18
O'STEEN, Dwayne	DB	35	San Jose State	31/12	1980-81
OTTO, Gus	LB	34	Missouri	102/95	1965-72
OTTO, Jim	C	50,00	Miami (Fla.)	210/140	1960-74
OWENS, Burgess	DB	44	Miami (Fla.)	40/40	1980-82
- P -					
PALMER, Carson	QB	3	USC	25/24	2011-12
PAPAC, Nick	QB	12	Fresno State	14/-*	1961
PARILLI, Babe	QB	10	Kentucky	14/1*	1960
PARKER, Andy	TE	81,85,89	Utah	71/11	1984-88,90
PARKER, Brandon	T	75	North Carolina A&T	54/32	2018-21
PARKER, Ron	DB	36	Newberry	3/0	2011
PARKS, Nate	G-T	71	Stanford	2/0	1999-00
PARRELLA, John	DT	97	Nebraska	37/20	2002-04
PARSONS, Alex	G-C	67	USC	16/1	2012
PASHOS, Tony	T	79	Illinois	12/12	2013
PASTORINI, Dan	QB	7	Santa Clara	5/5	1980
PATTEN, Joel	T	71	Duke	1/0	1991
PATTERSON, Cordarrelle	WR	84	Tennessee	16/2	2017
PATTERSON, Elvis	DB	43	Kansas	50/1	1990-93
PATTISON, Mark	WR	89	Washington	2/0	1986
PEAR, Dave	DT	74	Washington	23/19	1979-80
PEARS, Erik	G-T	72	Colorado State	12/4	2009
PEAT, Todd	G	64	Northern Illinois	48/9	1990,92-93
PEETE, Rodney	QB	16	USC	1/0	2000-01
PENN, Donald	T	72	Utah State	66/66	2014-18
PERRY, Gerald	T	71	Southern	30/30	1993-95

PERRY, Mario	TE	84	Mississippi	3/2	1987
PERRYMAN, Denzel	LB	52	Miami (Fla.)	15/15	2021
PETERMAN, Nathan	QB	3	Pittsburgh	2/0	2020-21
PETERS, Volney	DT	79	USC	12/0*	1961
PETERSON, Calvin	LB	54	UCLA	4/0	1982
PHILLIPS, Charles	DB	47	USC	67/23	1975-80
PHILLIPS, Irvin	DB	25	Arkansas Tech	5/0	1983
PHILLIPS, Jess	RB	35	Michigan State	14/2	1975
PHILLIPS, Justin	LB	56	Oklahoma State	4/0	2019
PHILON, Darius	DT	96	Arkansas	11/2	2021
PHILYAW, Charles	DE	77	Texas Southern	44/9	1976-79
PICKEL, Bill	DT-DE	71	Rutgers	121/68	1983-90
PICKENS, Bruce	DB	39	Nebraska	16/1	1995
PIERSON, Shurron	LB	55	South Florida	6/0	2003
PITTS, Frank	WR	85	Southern	13/0	1974
PLUNKETT, Jim	QB	16	Stanford	70/57	1978-86
POLING, Quentin	LB	53	Ohio	1/0	2019
POOLE, Tyrone	CB	38	Fort Valley State	12/2	2006
POPE, Marquez	DB	23,49	Fresno State	31/26	2000-01
PORTER, Jerry	WR	84	West Virginia	105/62	2000-07
PORTER, Joe	DB	28	Rutgers	6/1	2011
PORTER, Kerry	RB	31	Washington State	16/0	1989
PORTER, Tracy	DB	23	Indiana	16/16	2013
POWELL, Art	WR	84	San Jose State	56/14*	1963-66
POWELL, Charley	DE	87	None	28/14*	1960-61
POWERS, Warren	DB	20	Nebraska	63/6*	1963-68
PREBOLA, Gene	TE	89	Boston University	14/10	1960
PRICE, Brian	DT	93	Texas-San Antonio	1/1	2018
PRICE, Dennis	DB	20,38	UCLA	17/4	1988-89
PRIOR, Anthony	DB	25	Washington State	4/0	1998
PROUT, Bob	DB	29	Knox College	2/0	1974
PRUITT, Greg	RB	34	Oklahoma	40/0	1982-84
PRYOR, Terrelle	QB	2,6	Ohio State	15/10	2011-13
PYLE, Palmer	G	68	Michigan State	13/1	1966
PYLES, David	T	63	Miami (Ohio)	2/0	1987

- Q -

QUEEN, Jeff	RB-TE	47	Morgan State	23/0	1972-73
-------------	-------	----	--------------	------	---------

- R -

RAE, Mike	QB	15	USC	17/3	1976-78
RAGAS, Trey	RB	36	Louisiana	1/0	2021
RAMSEY, Derrick	TE	84	Kentucky	75/15	1978-83
RANKIN, Louis	RB	40	Washington	2/0	2009
RATHMAN, Tom	RB	44	Nebraska	16/16	1994
RAY, Marcus	DB	42	Michigan	8/0	1999
REDMOND, J.R	RB	27	Arizona State	17/1	2003-04
REECE, Marcel	RB	45	Washington	92/67	2008-15
REESE, Archie	DT	74	Clemson	19/1	1982-83
REGENT, Shawn	C	62	Boston College	3/3	1987
REINFELDT, Mike	DB	37	Wisconsin, Mil.	2/0	1976
RENFROW, Hunter	WR	13	Clemson	46/19	2019-21
REYNOLDS, Billy	QB	46	Pittsburgh	6/-*	1960
REYNOLDS, M.C	QB	17	Louisiana State	1/-*	1962
RHODES, Dominic	RB	33	Midwestern St.	10/2	2007
RICE, Floyd	LB	52	Alcorn A&M	23/11	1976-77
RICE, Harold	DE	67	Tennessee State	12/0	1971
RICE, Jerry	WR	80	Mississippi Valley St.	54/51	2001-04
RICE, Ken	T	75	Auburn	28/0	1964-65
RICH, Randy	DB	27	New Mexico	2/0	1978
RICHARD, Jalen	RB	30	LSU	87/2	2016-21
RICHARDSON, Jay	DE	98	Ohio State	48/22	2007-09
RIDDICK, Louis	DB	41	Pittsburgh	15/3	1998
RIDDICK, Theo	RB	35	Notre Dame	4/0	2020
RIDDLE, Ryan	LB	57	California	12/0	2005
RIDLEHUBER, Preston	RB	37	Georgia	10/-*	1968
RIEHM, Chris	G	77	Ohio State	21/6	1986-88
RIEVES, Charles	LB	32,48	Houston	23/-*	1962-63

RILEY, Curtis	DB	35	Fresno State	16/3	2019
RILEY Jr., Perry	LB	54	LSU	11/11	2016
RISON, Andre	WR	80	Michigan State	16/0	2000
RITCHIE, Jon	RB	40	Stanford	75/48	1998-02
RIVERA, Hank	DB	23	Oregon State	9/0	1962
RIVERA, Mychal	TE	81	Tennessee	61/15	2013-16
ROACH, Nick	LB	53	Northwestern	16/16	2013-14
ROBBINS, Austin	DT	95	North Carolina	21/0	1994-95,00
ROBBINS, Barret	C	63	Texas Christian	121/105	1995-03
ROBERSON, Bo	WR	40	Cornell	48/-*	1962-65
ROBERTS, Cliff	DT	71	Illinois	10/0	1961
ROBERTS, Seth	WR	10	West Alabama	62/25	2015-18
ROBERTSON, Amik	DB	21	Louisiana Tech	18/2	2020-21
ROBINSON, Greg	RB	28	NE Louisiana	12/12	1993-94
ROBINSON, Jerry	LB	57	UCLA	97/70	1985-91
ROBINSON, Johnny	DT-DE	68	Louisiana Tech	27/16	1981-83
ROBINSON, Ryan	DE	58	Oklahoma State	11/0	2013
ROBSKIE, Terry	RB	35	Louisiana State	24/6	1977-79
RODERICK, John	WR	41	SMU	11/-*	1968
RODGERS-CROMARTIE, Dom.	DB	45	Tennessee State	7/1	2018
RODRIGUEZ, Mike	DT	74	Alabama	1/0	1987
ROEDEL, Herb	G	61	Marquette	14/0	1961
ROGERS, Carlos	DB	27	Auburn	7/7	2014
ROMANO, Jim	C	52	Penn State	12/2	1982-84
ROMANOWSKI, Bill	LB	53	Boston College	19/19	2002-03
ROSENSTIEL, Bob	TE	89	Eastern Illinois	4/0	1997
ROSS, Brandian	DB	29	Youngstown St.	43/24	2012-14
ROSS, Daniel	DT	93	Northeast Mississippi CC	3/0	2020
ROSS, Jeremy	WR	13	California	6/0	2015
ROTHER, Tim	T-DT	78	Nebraska	20/0	1989-90
ROUTT, Stanford	DB	26	Houston	110/53	2005-11
ROWE, Dave	DT	74	Penn State	39/30	1975-78
RUBKE, Karl	DE	80	USC	4/0	1968
RUCKER, Frostee	DE	98	USC	15/15	2018
RUGGS III, Henry	WR	11	Alabama	20/19	2020-21
RUSSELL, Booker	RB	34	SW Texas State	32/0	1978-79
RUSSELL, Darrell	DT-DE	96	USC	75/65	1997-01
RUSSELL, Gary	RB	22	Minnesota	12/4	2009
RUSSELL, JaMarcus	QB	2	Louisiana State	31/25	2007-09

- S -

SABAL, Ron	T	64	Purdue	28/14	1960-61
SANDS, Terrell	DT	92,90	Tenn.-Chattanooga	75/14	2003-08
SANFORD, Brian	DE-DT	75	Temple	5/1	2013
SANTIAGO, O.J	TE	83	Kent State	12/7	2003
SAPP, Warren	DT	99	Miami (Fla.)	58/58	2004-07
SATELE, Samson	C	64	Hawaii	46/42	2009-11
SCHAUB, Matt	QB	8	Virginia	11/0	2014
SCHILENS, Chaz	WR	81	San Diego State	44/19	2008-11
SCHMAUTZ, Ray	LB	31	San Diego State	10/0	1966
SCHMITT, Owen	RB	44	West Virginia	13/4	2012
SCHROEDER, Jay	QB	10,13	UCLA	64/57	1988-92
SCHUH, Harry	T	79	Memphis State	84/69	1965-70
SCHWEIGERT, Stuart	DB	30	Purdue	63/42	2004-07
SCOTT, Carey	DB	27,37	Kentucky State	6/0	2002-03
SCOTT, Trevor	DE-LB	91	Buffalo	58/16	2008-11
SEALE, Sam	WR	43,88,23	West State (Colo.)	61/10	1984-87,92
SEILER, Paul	T	65	Notre Dame	26/1	1971-73
SEYMOUR, Richard	DE-DT	92	Georgia	53/52	2009-12
SHABAZZ, Siddeeq	DB	28	New Mexico St.	4/0	2003
SHARPE, David	T	71,68	Florida	24/4	2017-19
SHAUGHNESSY, Matt	DE	77	Wisconsin	51/29	2009-12
SHAW, Glenn	RB	32	Kentucky	14/-*	1963-64
SHAW, Terrance	DB	22	Stephen F. Austin	32/15	2002-03
SHEDD, Kenny	WR	84	Northern Iowa	47/1	1996-99
SHELDON, Brady	LB	43	Ferris State	2/0	2017
SHELL, Art	T	78	Maryland State	207/169*	1968-82

SHEPPARD, Lito	DB	21	Florida	9/7	2011
SHERMAN, Rod	WR	13,23	USC	53/11	1967-69-71
SHIPP, Jackie	LB	58	Oklahoma	3/3	1989
SHIRKEY, George	DT	77	Stephen F. Austin	14/0*	1962
SIANI, Mike	WR	49	Villanova	74/32	1972-77
SIEG, Trent	LS	47	Colorado State	63/0	2018-21
SILBERMAN, Ian	OL	67	Boston College	2/0	2018
SIMMONS, Jordan	G	60	USC	5/0	2021
SIMONSON, Scott	TE	83	Assumption	4/0	2014
SIMPSON, Jack	LB	49,50	Mississippi	30/-*	1962-64
SIMPSON, John	G	76	Clemson	24/19	2020-21
SIMPSON, Willie	RB	20	San Francisco St.	10/-*	1962
SIMS, Barry	G-T	65	Utah	136/119	1999-07
SIMS, Pat	DT	90	Auburn	32/18	2013-14
SISTRUNK, Otis	DE-DT	60	None	98/98	1972-79
SKREPENAK, Greg	T	78	Michigan	36/24	1992-95
SLAUGHTER, Chad	T	78	Alcorn State	43/7	2002-06
SLIGH, Richard	T	73	N. Carolina College	8/0	1967
SLOUGH, Greg	LB	45,58	USC	22/0	1971-72
SMITH, Aldon	LB	99	Missouri	9/7	2015
SMITH, Anthony	DE	94	Arizona	98/50	1991-97
SMITH, Antonio	DT	94	Oklahoma State	16/16	2014
SMITH, Bubba	DE	77	Michigan State	26/25	1973-74
SMITH, Charles	RB	23	Utah	95/65	1968-74
SMITH, Chris	DE	92	Arkansas	7/0	2020
SMITH, Hal	DT	72	UCLA	8/-*	1961
SMITH, Jacquies	DE	93	Missouri	4/0	2018
SMITH, James	RB	32	Compton J.C.	14/2	1960
SMITH, Jim	WR	86	Michigan	6/0	1985
SMITH, Jimmy	RB	29	Elon	7/0	1984
SMITH, Keith	RB	41	San Jose State	16/3	2018
SMITH, Kevin	TE	39,83	UCLA	14/1	1992-94
SMITH, Lee	TE	86	Marshall	51/32	2015-18
SMITH, Malcolm	LB	53	USC	31/30	2015-16
SMITH, Rod	RB	34	Ohio State	3/0	2019
SMITH, Ron	DB	27	Wisconsin	14/0	1974
SMITH, Sean	DB	21	Utah	29/23	2016-17
SMITH, Steve	RB	35	Penn State	103/84	1987-93
SMITH, Sutton	RB	41	Northern Illinois	8/0	2021
SMITH, Travian	LB	53,56	Oklahoma	84/16	1998-04
SMITH, Willie	G-T	63	Michigan	14/0	1961
SMITH, Willie	T	79	East Carolina	9/7	2012
SNEAD IV, Willie	WR	17	Ball State	7/0	2021
SOMMER, Mike	RB	29	George Washington	4/-*	1963
SO'OTO, Vic	LB	54	BYU	4/0	2012
SPENCER, Ollie	G	63	Kansas	14/0	1963
SPENCER, Shawntae	DB	36	Pittsburgh	2/2	2012
SPIVEY, Mike	DB	45	Colorado	9/0	1980
SQUARE, Damion	DT	97	Alabama	8/1	2021
SQUIREK, Jack	LB	58	Illinois	53/8	1982-85
STABLER, Ken	QB	12	Alabama	130/96	1970-79
STALLS, Dave	DT	61	No. Colorado	10/0	1983,85
STARKS, Duane	CB	22	Miami (Fla.)	3/0	2006-07
STEINFORT, Fred	K	4	Boston College	7/0	1976
STEMKE, Kevin	P	10	Wisconsin	2/0	2002
STEPHENS, Rich	G-T	77	Tulsa	29/2	1992-96
STEWART, Jeremy	RB	32	Stanford	17/0	2012-13
STEWART, Joe	WR	80	Missouri	19/0	1978-79
STEWART, Tony	TE	86	Penn State	47/8	2007-09
STINCHCOMB, Matt	T	74	Georgia	49/20	1999-03
STONE, Jack	T	75	Oregon	28/0	1961-62
STONE, James	C	62	Tennessee	2/0	2017
STONE, John	WR	86,15	Wake Forest	5/0	2004
STONE, Ron	G	67	Boston College	21/21	2004-05
STONER, Dillon	WR	16	Oklahoma State	6/0	2021
STRACHAN, Steve	RB	39	Boston College	63/4	1985-89

STREATER, Rod	WR	80	Temple	36/19	2012-15
STRIEGEL, Bill	LB	75	Pacific	1/0	1960
STRONG, Darrell	TE	82	Pittsburgh	1/0	2008
STUBBLEFIELD, Dana	DT	94	Kansas	8/6	2003
SVIHUS, Bob	T	76	USC	82/70	1965-70
SWEARINGER, D.J.	DB	21	South Carolina	4/3	2019
SWEENEY, Steve	WR	89	California	14/0	1973
SWILLING, Pat	DE	56	Georgia Tech	48/32	1995-96,98
WORD, Sam	LB	56	Michigan	10/5	1999
SYLVESTER, Steve	C-G-T	66	Notre Dame	106/31	1975-83

- T -

TALLEY, Stan	K	5	TCU	12/0	1987
TATUM, Jack	DB	31,32	Ohio State	120/120	1971-79
TAUTOLO, John	T	61	UCLA	3/3	1987
TAVECCHIO, Giorgio	K	2	California	16/0	2017
TAVES, Josh	DE	99	Northeastern	24/3	2000-01
TAYLOR, Billy	RB	49	Texas Tech	1/0	1982
TAYLOR, Malcolm	DT	96	Tennessee State	27/6	1987-88
TAYLOR, Travis	WR	19	Florida	1/0	2007
TEAL, Willie	DB	20	Louisiana State	1/0	1987
TEAMER, Roderic	DB	33	Tulane	10/2	2021
TERESA, Tony	RB	25	San Jose State	14/8	1960
TERRELL, David	DB	35	Texas-El Paso	16/0	2004
THIGPEN, Marcus	WR	19	Indiana	1/0	2015
THOMAS, Robert	LB	55,94	UCLA	32/11	2006-08
THOMAS, Skip	DB	26	USC	82/56	1972-77
THOMAS, Solomon	DT	92	Stanford	17/0	2021
THOMAS, William	LB	59	Texas A&M	32/31	2000-01
THOMPSON, Kenbrell	WR	85	Cincinnati	12/6	2014
THOMS, Art	DT	80	Syracuse	87/68	1969-76
THORPE, Neiko	DB	31	Auburn	28/2	2014-15
TILLMON, Tony	DB	29	Texas	3/1	1987
TINKER, Carson	LS	46	Alabama	1/0	2021
TODD, Larry	RB	22	Arizona State	57/7*	1965-70
TOLLEFSON, David	DE	58	NW Missouri St.	15/0	2012
TOMLINSON, Eric	TE	82	Texas-El Paso	3/1	2019
TONGA, Manase	RB	41	BYU	11/3	2011
TONGUE, Reggie	S	29	Oregon State	4/1	2005
TOOMAY, Pat	DE	67	Vanderbilt	44/15	1977-79
TOOMER, Corey	LB	54	Idaho	10/0	2015
TORAN, Stacey	DB	30	Notre Dame	72/41	1984-88
TOWNSEND, Greg	DE-LB	93	TCU	174/90	1983-93,97
TOWNSEND, Johnny	P	5	Florida	16/0	2018
TRAWICK, Brynden	DB	41	Troy	15/0	2016
TRAPP, James	DB	37	Clemson	88/26	1993-98
TRASK, Orville	DT	79	Rice	7/0	1962
TREU, Adam	C-G-T	62	Nebraska	155/44	1997-06
TRUAX, Dalton	DT	72	Tulane	14/2	1960
TRUFANT, Desmond	DB	10	Washington	8/1	2021
TRUITT, Olanda	WR	88	Mississippi State	24/0	1996-97
TUCK, Justin	DE	91	Notre Dame	20/17	2014-15
TUIASOSOLO, Marques	QB	8	Washington	13/2	2001-06,08
TUIELE, Maugauala	LB	50	Colorado State	1/0	2004
TURK, Dan	C	67	Wisconsin	128/23	1989-96
TURNER, Eric	DB	29,42	UCLA	32/31	1997-99
TYSON, Richard	G	71	Tulsa	3/0	1966

- U -

UPSHAW, Gene	G	63	Texas A&I	217/207	1967-81
UPSHAW, Regan	DE	91	California	37/23	2000-02
URENDA, Herman	WR	39	Pacific	2/0	1963

- V -

VALDEZ, Vernon	DB	25	San Diego	10/-*	1962
VALDEZ, Vernon	DB	25	San Diego	10/-*	1962
VAN DYKE, DeMarcus	DB	23	Miami (Fla.)	14/4	2011
van EEGHEN, Mark	RB	30	Colgate	112/87	1974-81
VANDERDOES, Eddie	DT	94	UCLA	16/13	2017

VANN, Norwood	LB	50	East Carolina	1/0	1988	WILLIAMS, Harvey	RB-TE	22	LSU	75/40	1994-98
VAN PELT, Brad	LB	91	Michigan State	25/23	1984-85	WILLIAMS, Henry	DB	45	San Diego State	16/13	1979
VAUGHAN, Ruben	DT-DE	99	Colorado	9/0	1982	WILLIAMS, Howie	DB	29	Howard	80/38*	1964-69
VELDHEER, Jared	T-C	68	Hillsdale	53/48	2010-13	WILLIAMS, Jamie	TE	88	Nebraska	16/0	1994
VELLA, John	G-T	75	USC	84/48	1972-79	WILLIAMS, Jermaine	RB	34	Houston	26/0	1998-99
VICKERS, Kendal	DE	91,95	Tennessee	17/2	2020-21	WILLIAMS, K.D	LB	59	Henderson State	9/8	1999
VILLAPIANO, Phil	LB	41	Bowling Green	118/117	1971-79	WILLIAMS, Marcus	TE	85	Washington State	14/0	2002
VOIGHT, Bob	DE	78	Los Angeles State	14/0*	1961	WILLIAMS, Mike	WR	17	USC	6/1	2007
- W -											
WADDELL, Michael	DB	32	North Carolina	1/0	2008	WILLIAMS, Randal	TE	86	New Hampshire	32/14	2005-06
WADE, John	C	71	Marshall	5/4	2008	WILLIAMS, Ricky	DB	25,49	Langston	3/0	1985, 1987
WAKEFIELD, Fred	OL-DL	78	Illinois	7/0	2008	WILLIAMS, Rodney	WR	89	Arizona	6/0	1998-99
WALFORD, Clive	TE	88	Miami (Fla.)	44/10	2015-17	WILLIAMS, Roland	TE	86	Syracuse	44/30	2001-02,04
WALKER, Denard	DB	25	LSU	25/5	2004-05	WILLIAMS, Sam	LB	54	Fresno State	84/24	2003-10
WALKER, Derrick	TE	86	Michigan	11/3	1999	WILLIAMS, Tyrell	WR	16	Western Oregon	14/12	2019
WALKER, Fulton	DB	41	West Virginia	27/0	1985-86	WILLIAMS, Willie	DB	49	Grambling	6/-*	1966
WALKER, Javon	WR	84	Florida State	11/7	2008-09	WILLIAMSON, Fred	DB	24	Northwestern	56/-*	1961-64
WALKER, Langston	T-G	66,70	California	88/50	2002-06,09-10	WILLIAMSON, J.R	LB	52	Louisiana Tech	54/28*	1964-67
WALKER, Marquis	DB	38	Southern Missouri	32/7	1998-99	WILLIS, Chester	RB	38	Auburn	52/0	1981-84
WALKER, Vance	DT	98	Georgia Tech	15/15	2013	WILLIS, Mitch	DT	98	SMU	38/1	1985-88
WALLACE, Aaron	LB-DE	51,59	Texas A&M	102/35	1990-95,97-98	WILSON, C.J.	DL	98	East Carolina	20/8	2014-15
WALLER, Darren	TE	83	Georgia Tech	47/42	2018-21	WILSON, Gibril	DB	28	Tennessee	16/15	2008
WALTER, Andrew	QB	16	Arizona State	15/9	2005-08	WILSON, Marc	QB	6	BYU	96/50	1980-87
WAND, Seth	T	72	NW Missouri St.	1/0	2007-08	WILSON, Marcus	RB	40	Virginia	1/0	1991
WARD, B.J	DB	28	Florida State	4/0	2007	WILSON, Martez	LB	52	Illinois	3/0	2013
WARD, Jihad	DL	95	Illinois	21/14	2016-17	WILSON, Nemiah	DB	26,48	Grambling	81/67	1968-74
WARE, Jeremy	DB	23	Michigan State	8/0	2010	WILSON, Otis	LB	50	Louisville	1/1	1989
WARE, Jylan	T	69	Alabama State	1/0	2017	WILSON, Wade	QB	16	East Texas State	5/3	1998-99
WARE, Tim	WR	80	USC	13/0	1989	WIMBLEY, Kamerion	LB	96	Florida State	32/32	2010-11
WARREN, Gerard	DT	61	Florida	44/37	2007-09	WISE, Mike	DE	90	UC Davis	50/27	1986-90
WARREN, Jimmy	DB	20,22	Illinois	57/6	1970-74,77	WISNIEWSKI, Stefan	G-C	61	Penn State	61/61	2011-14
WARZEKA, Ron	DE	78	Montana State	14/3	1960	WISNIEWSKI, Steve	G	76	Penn State	206/206	1989-01
WASHINGTON, DeAndré	RB	33	Texas Tech	55/5	2016-19	WITTEN, Jason	TE	82	Tennessee	16/7	2020
WASHINGTON, Fabian	CB	27	Nebraska	45/28	2005-07	WONG, Joe	G-T	77	BYU	2/0	2003
WASHINGTON, Lionel	DB	23,48	Tulane	122/99	1987-94,97	WOOD, Dick	QB	18	Auburn	14/3	1965
WASHINGTON, Ronnie	LB	91	NE Louisiana	2/2	1987	WOODEN, Terry	LB	57	Syracuse	16/10	1998
WASHINGTON, Ted	DT	92	Louisville	32/32	2004-05	WOODLEY, LaMarr	DE	58	Michigan	6/5	2014
WATKINS, Todd	WR	19	BYU	21/1	2008-09	WOODS, Chris	WR	88	Auburn	11/1	1987-88
WATSON, Menelik	T	71	Florida State	27/17	2013-16	WOODSON, Charles	DB	24	Michigan	154/151	1998-05,13-15
WATTS, Robert	LB	54	Boston College	2/0	1978	WOODSON, Rod	DB	26	Purdue	26/26	2002-03
WATTS, Ted	DB	20	Texas Tech	57/22	1981-84	WOODSON-LUSTER, Xavier	LB	56	Arkansas State	14/0	2017
WAYMER, Dave	DB	44	Notre Dame	16/0	1992	WOOLF, Scott	QB	17	Mt. Union	1/0	1987
WEATHERS, Carl	LB	49	San Diego State	8/0	1970-71	WORLEY, Daryl	DB	20,36	West Virginia	28/25	2018-19, 2020
WEAVER, Gary	LB	52	Fresno State	24/0	1973-74	WRIGHT, Alexander	WR	89	Auburn	41/31	1992-94
WEBB, J'Marcus	G/T	76	West Texas A&M	16/16	2015	WRIGHT, K.J.	LB	34	Mississippi State	17/8	2021
WELLS, Warren	WR	81	Texas Southern	56/42	1967-70	WRIGHT, Steve	T	66	Northern Iowa	79/48	1987-93
WESTBROOKS, Greg	LB	52	Colorado	10/0	1978-81	WRIGHT, Gabe	DT	57	Auburn	2/0	2018
WHEATLEY, Tyrone	RB	47	Michigan	78/36	1999-03	WYATT, Alvin	DB	41	Bethune-Cookman	11/0	1970
WHEELER, Dwight	C-T	63,67	Tennessee State	16/1	1984,87-88	- Y -					
WHEELER, Philip	LB	52	Georgia Tech	16/16	2012	YOUNG, Sam	T	70	Notre Dame	11/7	2020
WHEELER, Ron	TE	82	Washington	3/1	1987	YOUNG, Usama	DB	26	Kent State	18/4	2014
WHITE, Alberto	DE	96	Texas Southern	8/0	1994	YOUSO, Frank	T	78	Minnesota	29/-*	1963-65
WHITE, Eugene	RB	29	Florida A&M	7/-*	1962	- Z -					
WHITE, Javin	LB	53	UNLV	5/0	2020-21	ZECHER, Rich	T	74	Utah State	14/0	1965
WHITEHEAD, Tahir	LB	59	Temple	32/32	2018-19	ZEREOUE, Amos	RB	28	West Virginia	15/6	2004
WHITLEY, Curtis	C-G	66	Clemson	15/1	1997	ZOGG, Jon	G	69	Boise State	1/0	1987
WHITNEY, Isaac	WR	19	USC	2/0	2017	*Starts unofficial prior to 1968					
WHITTED, Alvis	WR	87	North Carolina St.	66/20	2002-06	Notes: The Raiders All-Time Roster includes all players who have played in at least one regular season game or playoff contest. Games Played/Games Started reflects regular season games only.					
WHITTINGTON, Arthur	RB	22	SMU	56/20	1978-81						
WILBER, Kyle	LB	58	Wake Forest	46/1	2018-21						
WILKERSON, Bruce	G-T	68	Tennessee	107/89	1987-94,98						
WILLIAMS, Brock	DB	29	Notre Dame	2/0	2004						
WILLIAMS, Dan	DT	90	Tennessee	32/26	2015-16						
WILLIAMS, David	WR	19	Illinois	3/2	1987						
WILLIAMS, Demise	DB	33	Oklahoma State	1/0	1987						
WILLIAMS, Dokie	WR	85	UCLA	74/39	1983-87						

PLAYER	SCHOOL	POS	YEARS
00			
OTTO, Jim*	Miami (Fla.)	C	1961-74
1			
CURRY, Ronald*	North Carolina	WR	2002
JACKSON, DeSean	California	WR	2021
2			
ARAGUZ, Leo	Stephen F. Austin	P	1996-99
BROOKS, Aaron	Virginia	QB	2006
RUSSELL, JaMarcus	Louisiana State	QB	2007-09
PRYOR, Terrelle*	Ohio State	QB	2013
TAVECCHIO, Giorgio	California	K	2017
McCARRON, AJ	Alabama	QB	2018
CARLSON, Daniel*	Auburn	K	2020-21
CARLSON, Daniel*	Auburn	K	2020
3			
AGAJANIAN, Ben	New Mexico	K	1962
LAMONICA, Daryle	Notre Dame	QB	1967-74
GAMACHE, Vince	Cal State-Northridge	K	1987
GEORGE, Jeff	Illinois	QB	1997-98
DALUISSO, Brad	UCLA	K	2001
MIRER, Rick	Notre Dame	QB	2003
FRYE, Charlie	Akron	QB	2009
PALMER, Carson	USC	QB	2011-12
MANUEL, EJ	Florida State	QB	2017
McCRANE, Matt	Kansas State	K	2018
PETERMAN, Nathan	Pittsburgh	QB	2020-21
McCRANE, Matt	Kansas State	K	2018
PETERMAN, Nathan	Pittsburgh	QB	2020
4			
DePOYSTER, Jerry	Wyoming	K	1971-72
STEINFORT, Fred	Boston College	K	1976
HARDY, David	Texas A&M	K	1987
CARR, Derek	Fresno State	QB	2014-20
5			
BREECH, Jim	California	K	1979
TALLEY, Stan	TCU	K	1987
FORD, Cole	UC	K	1995-97
HUSTED, Michael	Virginia	K	1999
CONWAY, Brett	Penn State	K	2000
COLLINS, Kerry	Penn State	QB	2004-05
GRADKOWSKI, Bruce	Toledo	QB	2009-10
TOWNSEND, Johnny	Florida	P	2018
DEABLO, Divine	Virginia Tech	LB	2021
6			
JAKOWENKO, George	Syracuse	K	1974
WILSON, Marc	BYU	QB	1980-87
GOSSETT, Jeff*	Eastern Illinois	P	1988-90
NEDNEY, Joe	San Jose State	K	1999
PRYOR, Terrelle*	Ohio State	QB	2011-12
NUGENT, Mike	Ohio State	K	2018
COLE, A.J.	North Carolina State	P	2019-21
7			
PASTORINI, Dan	Santa Clara	QB	1980
BEUERLEIN, Steve	Notre Dame	QB	1988-89
GOSSETT, Jeff*	Eastern Illinois	P	1991-96
KLINGER, David*	Houston	QB	1997
DAVIS, Greg	The Citadel	K	1998
JOHNSON, Rob	USC	QB	2003
LOSMAN, J.P.	Tulane	QB	2009
BOLLER, Kyle	California	QB	2010-11
LEINART, Matt	USC	QB	2012
KING, Marquette	Fort Valley State	P	2013-17
GLENNON, Mike	North Carolina State	QB	2019
JONES, Zay*	East Carolina	WR	2021
8			
GUY, Ray	SMU	K	1973-86
TUIASOPO, Marques	Washington	QB	2001-06.08
CULPEPPER, Daunte	UCF	QB	2007
CAMPBELL, Jason	Auburn	QB	2010-11
SCHAUB, Matt	Virginia	QB	2014
COOK, Connor*	Michigan State	QB	2016

CARLSON, Daniel*	Auburn	K	2018-19
MARIOTA, Marcus	Oregon	QB	2020-21
9			
HOBERT, Billy Joe	Washington	QB	1995-96
LECHLER, Shane	Texas A&M	P	2000-12
10			
PARILLI, Babe	Kentucky	QB	1960
MERCER, Mike	Northern Arizona	K	1963-66
DICKEY, Eldridge	Tennessee State	WR	1968-71
BAHR, Chris	Benn State	K	1980-88
SCHROEDER, Jay*	UCLA	QB	1992
STEMKE, Kevin	Wisconsin	P	2002
FRANCIS, Carlos	Texas Tech	WR	2004
HOLLAND, Jonathan*	Louisiana Tech	WR-DB	2008
HAGAN, Derek*	Arizona State	WR	2012
JENKINS, Greg	Alabama State	WR	2013-18
ROBERTS, Seth	West Alabama	WR	2015
GAFFORD, Rico*	Wyoming	WR-DB	2019-20
TRUFANT, Marcus	Washington	DB	2021
11			
HEINRICH, Don	Washington	QB	1962
EISCHEID, Mike	Upper Iowa	K	1966-71
HUMM, David	Nebraska	QB	1975-79,83-84
EVANS, Vince	USC	QB	1987-95
KLINGER, David*	Houston	QB	1996
JANIKOWSKI, Sebastian	Florida State	K	2000-17
DAVIS, Trevor	California	WR	2019
RUGGS III, Henry	Alabama	WR	2020-21
12			
LARSON, Paul	California	QB	1960
PAPAC, Nick	Fresno State	QB	1961
GALLEGOS, Chon	San Jose State	QB	1962
GREEN, Charlie	Wittenberg	QB	1966
STABLER, Ken	Alabama	QB	1970-79
HILGER, Rusty	Oklahoma State	QB	1985-87
MARINOVICH, Todd	USC	QB	1991-92
HOLLAS, Donald	Rice	QB	1998
GANNON, Rich	Delaware	QB	1999-04
McCOWN, Josh	Sam Houston State	QB	2007
HEYWARD-BEY, Darrius*	Maryland	WR	2009
FORD, Jacoby	Clemson	WR	2010-13
BUTLER, Brice*	San Diego State	WR	2014
BRYANT, Martavis	Clemson	WR	2018
JONES, Zay*	East Carolina	WR	2019-20
13			
LAWRENCE, Larry	Iowa	QB	1974-75
SHERMAN, Rod*	USC	WR	1969-71
SCHROEDER, Jay*	UCLA	QB	1988-91
BUCHANON, William	USC	WR	2006
FIGURS, Yamon	Kansas State	WR	2010
ROSS, Jeremy	California	WR	2015
RENEROW, Hunter	Clemson	WR	2019-21
14			
ENIS, Hunter	TCU	QB	1962
BILETNIKOFF, Fred*	Florida State	WR	1965-66
MANN, Errol	North Dakota	K	1976-78
GOLTZ, Rick	Simon Fraser	DE	1987
HOYING, Bobby	Ohio State	QB	1999-00
McFOY, Chris	USC	WR	2007
McGLOIN, Matt	Penn State	QB	2013-16
HATCHER, Keon	Arkansas	WR	2018
15			
FLORES, Tom	Pacific	QB	1960-61,63-66
RAE, Mike	USC	QB	1976-78
WARE, Tim*	USC	WR	1989
HOSTETLER, Jeff	West Virginia	QB	1993-96
STONE, John*	Wake Forest	WR	2004
HIGGINS, Johnnie Lee	UTEP	WR	2007-10
FLYNN, Matt	LSU	QB	2013
CRABTREE, Michael	Texas Tech	WR	2015-17
NELSON, J.J.	UAB	WR	2019
AGHOLOR, Nelson	USC	WR	2020
16			
BLANDA, George	Kentucky	QB-K	1967-75
PLUNKETT, Jim	Stanford	QB	1979-86

CAMARILLO, Rich	Washington	P	1996
WILSON, Wade	East Texas State	QB	1998
PEETE, Rodney	USC	QB	2001
WALTER, Andrew	Arizona State	QB	2006-08
HOLTON, Johnny	Cincinnati	WR	2016-18
WILLIAMS, Tyrell	Western Oregon	WR	2019
STONER, Dillon	Oklahoma	WR	2021
17			
REYNOLDS, M.C	Louisiana State	QB	1962
WOOLF, Scott	Mt. Union	QB	1987
MARTIN, Tee	Tennessee	QB	2003
DWIGHT, Tim	Iowa	WR	2007
WILLIAMS, Mike	USC	WR	2007
MOORE, Denarius	Tennessee	WR	2011-14
HARRIS, Dwayne	East Carolina	WR-RS	2018-19
SNEAD IV, Willie	Ball State	WR	2021
JOHNSON, Tyron	Oklahoma State	WR	2021
18			
WOOD, Dick	Auburn	QB	1965
JAEGER, Jeff	Washington	K	1989-95
MOSS, Randy	Marshall	WR	2005-06
MURPHY, Louis	Florida	WR	2009-11
HOLMES, Andre	Hillsdale	WR	2013-16
COOK, Connor*	Michigan State	QB	2017
DOSS, Keelan	UC Davis	WR	2019-20
19			
DAVIDSON, Cotton	Baylor	QB	1962-68
WILLIAMS, David	Illinois	WR	1987
MORANT, Johnnie	Syracuse	WR	2004-06
TAYLOR, Travis	Florida	WR	2007
WATKINS, Todd	BYU	WR	2008-09
BUTLER, Brice*	San Diego State	WR	2013
BROWN, Vincent	San Diego State	WR	2014
THIGPEN, Marcus	Indiana	WR	2015
WHITNEY, Isaac	USC	WR	2017
LaFELL, Brandon	LSU	WR	2018
GRANT, Ryan	Tulane	WR	2019
20			
FULLER, Charles	San Francisco State	RB	1961-62
SIMPSON, Willie	San Francisco State	RB	1962
POWERS, Warren	Nebraska	DB	1963-68
ALLEN, Jackie	Baylor	RB	1969
WARREN, Jimmy*	Illinois	DB	1970-74
COLZIE, Neal*	Ohio State	DB	1976-78
HIPP, I.M	Nebraska	RB	1980
WATTS, Ted	Texas Tech	DB	1981-84
CARR, Chetti	NW Oklahoma	WR	1987
TEAL, Willie	Louisiana State	DB	1987
McLEMORE, Chris	Arizona	RB	1987-88
PRICE, Dennis*	UCLA	DB	1989
HOSKINS, Derrick	Southern Mississippi	DB	1992-95
CARTER, Perry	Mississippi	DB	1996-98
JAMES, Tory	LSU	DB	2000-02
FARGAS, Justin*	USC	DB	2003-05
ECHEMANU, Adimchinobe*	California	RB	2006
McFADDEN, Darren	Arkansas	RB	2008-14
ALLEN, Nate	South Florida	DB	2015-16
MELIFONWU, Obi	Connecticut	DB	2017
WORLEY, Daryl*	West Virginia	DB	2018-19
ARNETTE, Damon	Ohio State	DB	2020-21
21			
FLEMING, George	Washington	RB	1961
LEWIS, Harold	Houston	RB	1962
DORSEY, Dick	USC	WR	1962
MINGO, Gene	None	K	1964-65
BIRD, Rodger	Kentucky	DB	1966-68
BRANCH, Cliff	Colorado	WR	1972-85
CALHOUN, Rick	Cal State-Fullerton	RB	1987
FELLOWS, Ron	Missouri	DB	1987-88
LEWIS, Garry	Alcorn State	DB	1990-91
MONTGOMERY, Tyrone	Mississippi	RB	1993-94
CARRINGTON, Darren	Northern Arizona	DB	1996
ALLEN, Eric	Arizona State	DB	1998-01
ASOMUGHA, Nnamdi	California	DB	2003-10

SHEPPARD, Lito	Florida	DB	2011
BARTELL, Ron	Howard	DB	2012
JENKINS, Mike	South Florida	CB	2013
JONES-DREW, Maurice	UCLA	RB	2014
McDONALD, Dexter*	Kansas	DB	2015
SMITH, Sean	Utah	DB	2016-17
CONLEY, Gareon*	Ohio State	DB	2018-19
SWEARINGER, D.J.	South Carolina	DB	2019
ROBERTSON, Amik	Louisiana State	DB	2020-21
22			
CROW, Wayne	California	RB-DB	1960-61
MONTALBO, Mel	Utah State	DB	1962
GUY, Louie	Mississippi	DB	1964
TODD, Larry	Arizona State	RB	1965-70
WARREN, Jimmy*	Illinois	DB	1977
WHITTINGTON, Arthur	SMU	WR	1978-81
HAYNES, Mike	Arizona State	DB	1983-89
CRAIG, Roger	Nebraska	RB	1991
WILLIAMS, Harvey	LSU	RB-TE	1994-98
MILNER, Charles	Washington	DB	1999
SHAW, Terrance	Stephen F. Austin	DB	2002-03
HILL, Renaldo	Michigan State	CB	2005
STARKS, Duane	Miami (Fla.)	CB	2006
MILLER, Justin	Clemson	DB	2008-09
RUSSELL, Gary	Minnesota	RB	2009
McFADDEN, Walter	Auburn	CB	2010
JONES, Taiwan	Eastern Wash.	RB-DB	2011-16
CONLEY, Gareon*	Ohio State	DB	2017
MELVIN, Rashaan	Northern Illinois	DB	2018
NIXON, Keisean	South Carolina	DB	2019-21
23			
LARSCHIED, Jack	Pacific	RB	1960-61
RIVERA, Hank	Oregon State	DB	1962
DICKINSON, Bo	Southern Miss.	RB	1964
SHERMAN, Rod*	USC	WR	1967
SMITH, Charles	Utah	RB	1968-74
HART, Harold*	Texas Southern	WR	1978
McKINNEY, Odis	Colorado	DB	1980-86
HORTON, Ethan*	North Carolina	RB-TE	1987
CRUDUP, Derrick	Oklahoma	DB	1989,91
SEALE, Sam*	W. State (Colo.)	WR-DB	1992
JORDAN, Randy*	North Carolina	RB	1993
LYONS, Lamar	Washington	RB	1996
WASHINGTON, Lionel*	Tulane	DB	1997
GORDON, Darrien	Stanford	DB	1999-00
POPE, Marquez*	Fresno State	DB	2001
HILL, Madre	Arkansas	RB	2002
ANDERSON, Marques	UCLA	DB	2004
CARR, Chris	Boise State	DB	2005-07
HALL, DeAngelo	Virginia Tech	DB	2008
HOLLAND, Jonathan*	Louisiana Tech	WR-DB	2009
WARE, Jeremy	Michigan State	DB	2010
VAN DYKE, DeMarcus	Miami (Fla.)	DB	2011
HANSON, Joselio	Texas Tech	DB	2012
PORTER, Tracy	Indiana	DB	2013
BROWN, Tarell	Texas	DB	2014
McDONALD, Dexter*	Kansas	DB	2016-17
NELSON, Nick	Wisconsin	DB	2018-19
BOOKER, Devontae	Utah	RB	2020
DRAKE, Kenyan	Alabama	RB	2021
24			
KEYES, Bob	San Diego	RB	1960
WILLIAMSON, Fred	Northwestern	DB	1961-64
BROWN, Willie	Grambling	DB	1967-78
HARKEY, Lance	Illinois	DB	1987
BROWN, Ron	Arizona State	DB-KR	1990
BATES, Patrick*	Texas A&M	DB	1

WILLIAMS, Ricky*	Langston	DB	1987
LAND, Dan	Albany State	DB	1989-97
PRIOR, Anthony	Washington State	DB	1998
GARNER, Charlie	Tennessee	RB	2001-03
WALKER, Denard	LSU	DB	2004-05
FARGAS, Justin*	USC	RB	2006-09
CARTWRIGHT, Rock	Kansas State	RB	2010-11
GOODSON, Mike	Texas A&M	RB	2012
HAYDEN, DJ	Houston	DB	2013-16
McCRAY, Demetrius	Appalachian State	DB	2017
HARRIS, Erik*	California (Pa.)	DB	2018-20
MOEHRIG, Tre'von	TCU	DB	2021

26

McFARLANE, Nyle	BYU	DE	1960
WILSON, Nemiah*	Grambling	DB	1968-70
THOMAS, Skip	USC	DB	1972-77
HAWKINS, Clarence	Florida A&M	RB	1979
MOODY, Keith	Syracuse	DB	1980
McELROY, Vann	Baylor	DB	1982-90
KAUFMAN, Napoleon	Washington	RB	1995-00
GIBSON, Derrick	Florida State	DB	2001
WOODSON, Rod	Purdue	DB	2002-03
ROUTT, Stanford	Houston	DB	2005-11
LEE, Pat	Auburn	DB	2012
YOUNG, Usama	Kent State	DB	2013-14
HELU Jr., Roy	Nebraska	RB	2015
LUANI, Shalom	Washington State	DB	2017
CLAYSON, Nevin	Utah State	DB	2019-20
LINTON-DIX, Ha Ha	Alabama	DB	2021

27

CANNIVINO, Joe	Ohio State	DB	1960-61
BOYNTON, George	East Texas State	DB	1962
MOSTARDO, Rich	Kent State	DB	1962
KRAKOSKI, Joe	Illinois	DB	1963-66
ELLISON, Glenn	Arkansas	RB	1971
SMITH, Ron	Wisconsin	DB	1974
RICH, Randy	New Mexico	DB	1978
HAWKINS, Frank	Nevada	RB	1981-87
GAINER, Derrick	Florida A&M	RB	1992
JONES, Calvin*	Nebraska	RB	1994
BRANCH, Calvin*	Colorado State	DB	1997-00
SCOTT, Carey*	Kentucky State	DB	2002
JENKINS, Ronney	Northern Arizona	RB-KR	2003
REDMOND, J.R	Arizona State	RB	2003-04
WASHINGTON, Fabian	Nebraska	CB	2005-07
BAKER, Rashad	Tennessee	DB	2008
BROWN, Stevie	Michigan	DB	2010
GIORDANO, Matt	California	DB	2011-12
JENNINGS, Rashad	Liberty	RB	2013
ROGERS, Carlos	Auburn	DB	2014
MAYS, Taylor	USC	DB	2015
NELSON, Reggie	Florida	DB	2016-18
MULLEN, Trayvon	Clemson	DB	2019-21
MULLEN, Trayvon	Clemson	DB	2019-20

28

MACON, Ed	Pacific	DB	1960
GARNER, Bob	Fresno State	DB	1961-62
DAVIS, Clarence	USC	RB	1971-78
MONTGOMERY, Cleo	Abilene Christian	RB-WR	1981-85
HARRISON, Rob	Sacramento State	RB	1987
BELL, Greg	Notre Dame	RB	1990
ROBINSON, Greg	NE Louisiana	RB	1993
JORDAN, Randy	North Carolina	RB	1998-02
SHABAZZ, Siddeeq	New Mexico State	DB	2003
ZEREOUE, Amos	West Virginia	RB	2004
WARD, B.J	Florida State	DB	2007
WILSON, Gibril	Tennessee	DB	2008
PORTER, Joe	Rutgers	DB	2011
ADAMS, Phillip	South Carolina State	DB	2012-13
MURRAY, Latavius	UCF	RB	2014-16
MARTIN, Doug	Boise State	RB	2018
JACOBS, Josh	Alabama	RB	2019-21
MARTIN, Doug	Boise State	RB	2018
JACOBS, Josh	Alabama	RB	2019-20

29

HARRIS, John	Santa Monica J.C.	DB	1960-61
WHITE, Eugene	Florida A&M	RB	1962
SOMMER, Mike	George Washington	RB	1963

WILLIAMS, Howie	Howard	DB	1964-69
PROUT, Bob	Knox College	DB	1974
GINN, Hubie	Florida A&M	RB	1976-78
SMITH, Jimmy	Elon	RB	1984
TILLMON, Tony	Texas	DB	1987
CARTER, Russell	SMU	DB	1988-89
DICKERSON, Eric	SMU	RB	1992
BATES, Patrick*	Texas A&M	DB	1993
LEWIS, Albert	Grambling	DB	1994-98
TURNER, Eric*	UCLA	DB	1999
WILLIAMS, Brock	Notre Dame	DB	2004
TONGUE, Reggie	Oregon State	S	2005
BUSH, Michael	Louisville	RB	2008-11
ROSS, Brandian	Youngstown State	DB	2012-14
AMERSON, David	North Carolina State	DB	2015-17
HALL, Leon	Michigan	DB	2018
JOYNER, Lamarcus	Florida State	DB	2019-20
HAYWARD Jr., Casey	Vanderbilt	DB	2021

30

HAGBERG, Roger	Minnesota	RB	1965-69
van EEGHEN, Mark	Colgate	RB	1974-81
TORAN, Stacey	Notre Dame	DB	1984-88
NEWMAN, Anthony	Oregon	DB	1998-99
SCHWEIGERT, Stuart	Purdue	DB	2004-07
BOYD, Jerome	Oregon	DB	2009, 11
RICHARD, Jalen	LSU	RB	2016-21

31

LOTT, Billy	Mississippi	RB	1960
SCHMAUTZ, Ray	San Diego State	LB	1966
TATUM, Jack*	Ohio State	DB	1971-73
GARRETT, Carl	NM Highlands	RB	1976-77
JENSEN, Derrick	Texas Arlington	RB-TE	1979-86
ELLIS, Craig	San Diego State	RB	1987
PORTER, Kerry	Washington State	RB	1989
DIXON, Rickey	Oklahoma	DB	1993
KING, Joe	Oklahoma State	DB	1995
LEVITT, Chad	Cornell	RB	1997
BUCHANAN, Phillip	Miami (Fla.)	DB	2002-04
EUGENE, Hiram	Louisiana Tech	DB	2007-10
FRANCIES, Coye	San Jose State	DB	2012
THORPE, Neiko	Auburn	DB	2014-15
GILCHRIST, Marcus	Clemson	DB	2018
JOHNSON, Isaiah	Houston	DB	2019-20
BARBER, Peyton	Auburn	RB	2021

32

SMITH, J.D.	Compton	HB	1960
JONES, Jim	Washington	LB	1961
RIEVES, Charles*	Houston	LB	1962
SHAW, Glenn	Kentucky	RB	1963-64
JACKSON, Bobby	New Mexico State	RB	1964
JACKSON, Richard	Southern	LB	1966
HIGHSMITH, Don	Michigan State	RB	1970-72
TATUM, Jack*	Ohio State	DB	1974-79
ALLEN, Marcus	USC	RB	1982-92
CROCKETT, Zack	Florida State	RB	1999-06
WADDELL, Michael	North Carolina	DB	2008
BENNETT, Michael	Wisconsin	RB	2010
McCANN, Bryan	SMU	DB	2011
STEWART, Jeremy	Stanford	RB	2012-13
LAMBERT, Keenan	Norfolk State	DB	2015
HAMILTON, Antonio	South Carolina State	DB	2016-17
LEAVITT, Dalin	Utah State	DB	2018-21

33

MAYBERRY, Doug	Utah State	RB	1963
CANNON, Billy	Louisiana State	TE	1964-69
CARTER, Louis	Maryland	RB	1975
JENNINGS, Rick	Maryland	WR	1976-77
KING, Kenny	Oklahoma	RB	1980-85
WILLIAMS, Demise	Oklahoma State	DB	1987
ANDERSON, Eddie	Fort Valley State	DB	1987-97
BROOKS, Bucky	North Carolina	DB	1998
DORSETT, Anthony	Pittsburgh	DB	2000-03
EASY, Omar	Penn State	RB	2005
RHODES, Dominic	Midwestern State	RB	2007
BRANCH, Tyvon	Connecticut	DB	2008-14
WASHINGTON, DeAndré	Texas Tech	RB	2016-19

GAULDEN, Rashaan	Tennessee	DB	2020
TEAMER, Roderic	Tulane	DB	2021
BRANCH, Tyvon	Connecticut	DB	2008-14
WASHINGTON, DeAndré	Texas Tech	RB	2016-19
GAULDEN, Rashaan	Tennessee	DB	2020

34

OTTO, Gus	Missouri	LB	1965-72
HART, Harold*	Texas Southern	RB	1974-75
KUNZ, Terry	Colorado	RB	1976-77
RUSSELL, Booker	SW Texas State	RB	1978-79
PRUITT, Greg	Oklahoma	RB	1982-84
McCALLUM, Napoleon*	Navy	RB	1986
JACKSON, Bo	Auburn	RB	1987-90
FENNER, Derrick	North Carolina	RB	1995-97
WILLIAMS, Jermaine	Houston	RB	1998-99, 2001
HASTY, James	Washington State	DB	2001
BUCHANAN, Ray	Louisville	DB	2004
JORDAN, LaMont	Maryland	RB	2005-07
DAVIS, Jason	Illinois	RB	2008
MITCHELL, Mike	Ohio	DB	2009-12
ATKINSON III, George	Notre Dame	RB	2014
HOOD, Elijah	North Carolina	RB	2017
SMITH, Rod	Ohio State	RB	2019
WRIGHT, K.J.	Mississippi State	LB	2021

35

KOWALCZYK, Walt	Michigan State	RB	1961
MORROW, Tom	Southern Miss.	DB	1962-64
DIXON, Hewritt	Florida A&M	DB	1966-70
PHILLIPS, Jess	Michigan State	RB	1975
ROBISKIE, Terry	Louisiana State	RB	1977-79
O'STEEN, Dwayne	San Jose State	DB	1980-81
SMITH, Steve	Penn State	RB	1987-93
ASKA, Joe	Central Oklahoma	RB	1995-97
TERRELL, David	UTEP	DB	2004
BOWIE, John	Cincinnati	DB	2007-09
CHEKWA, Chimdi	Ohio State	DB	2011-14
McDONALD, Dewey	California (Pa.)	DB	2015
RILEY, Curtis	Fresno State	DB	2019
RIDDICK, Theo	Notre Dame	RB	2020
FACYSON, Brandon	Virginia Tech	DB	2021

36

DANIELS, Clem	Prairie View	RB	1961-67
EDWARDS, Lloyd	San Diego State	TE	1969
HUDSON, Bob	NE Oklahoma	RB	1973-74
MOORE, Manfred	USC	RB	1976
DAVIS, Mike	Colorado	DB	1978-85
HILL, Greg	Oklahoma State	DB	1987
McDANIEL, Terry	Tennessee	DB	1988-97
GIBSON, Derrick*	Florida State	DB	2002-06
GRIFFITH, Justin	Mississippi State	RB	2007-08
PARKER, Ron	Newberry	DB	2011
SPENCER, Shawntae	Pittsburgh	DB	2012
DOWLING, Ras-l	Virginia	DB	2014
WORLEY, Daryl	West Virginia	DB	2020
RAGAS, Trey	Louisiana	RB	2021

37

MILLER, Alan	Boston College	RB	1961-63, 65
RIDLEHUBER, Preston	Georgia	RB	1968
MacKINNON, Jacque	Colgate	TE	1970
REINFELDT, Mike	Wisconsin, Milwaukee	DB	1976
HAYES, Lester	Texas A&M	DB	1977-86
LLOYD, Doug	North Dakota State	RB	1991
TRAPP, James	Clemson	DB	1993-98
HARRIS, Johnnie*	Mississippi State	DB	2000-01
SCOTT, Carey*	Kentucky State	DB	2003
BRANCH, Calvin	Colorado State	DB	2005
JOHNSON, Chris	Louisville	DB	2007-11
CASEY, Chance	Baylor	CB	2013-14
McDONALD, Tevin	Eastern Wash.	DB	2015
BENWIKERE, Bene	San Jose State	DB	2018
MABIN, Dylan	Fordham	DB	2020
GILLESPIE, Tyree	Missouri	DB	2021

38

SMITH, James	Compton J.C.	RB	1960
BANKS, Estes	Colorado	RB	1967
KOY, Ted	Texas	TE	1970
BESS, Rufus	South Carolina St.	DB	1979
WILLIS, Chester	Auburn	RB	1981-84
HILL, Rod	Kentucky State	DB	1987
PRICE, Dennis	UCLA	DB	1988
BELL, Nick	Iowa	RB	1991-93
WALKER, Marquis	Southern Missouri	DB	1998-99
LOVE, Clarence	Toledo	DB	2002-03
POOL, Tyrone	Fort Valley State	CB	2006
ECHEMANDU, Adimchinobe*	California	RB	2007
NELMS, Cory	Miami (Fla.)	DB	2012
CARRIE, TJ	Ohio	DB	2014-17
GAFFORD, Rico*	Wyoming	DB	2018
HEATH, Jeff	Saginaw Valley St.	DB	2020

39

URENDA, Herman	Pacific	WR	1963
ATKINS, Pervis	New Mexico State	WR	1965-66
HUBBARD, Manv*	Colgate	RB	1969
HALL, Willie	USC	LB	1975-78
STRACHAN, Steve	Boston College	RB	1985-89
SMITH, Kevin*	UCLA	TE	1992-93
PICKENS, Bruce	Nebraska	DB	1995
JENNINGS, Brandon	Texas A&M	DB	2000-02
McGILL, II, Keith	Utah	DB	2014-17
HORRS, Nate	Illinois	DB	2021

40

ROBERSON, Bo	Cornell	WR	1962-65
BANASZAK, Pete	Miami (Fla.)	RB	1966-78
BERNS, Rick	Nebraska	RB	1982-83
LEE, Zeph	USC	RB-DB	1987-89
WILSON, Marcus	Virginia	RB	1991
BRABHAM, Cary	SMU	DB	1994
RITCHIE, Jon	Stanford	RB	1998-02
COOPER, Jarrod	Kansas State	DB	2004-07
RAWKIN, Louis	Washington	RB	2009

41

RODERICK, John	SMU	WR	1968
WYATT, Alvin	Bethune-Cookman	DB	1970
VILLAPIANO, Phil	Bowling Green	LB	1971-79
WALKER, Fulton	West Virginia	DB	1985-86
FOSTER, Ron	Cal State-Northridge	DB	1987
GREENWOOD, David	Wisconsin	DB	1988
EDMONDS, Bobby Joe	Arkansas	WR	1989
McCALLUM, Napoleon*	Navy	RB	1990-94
RIDDICK, Louis	Pittsburgh	DB	1998
JOHNSON, Eric	Nebraska	LB-DB	2000-03
TONGA, Manase	BYU	RB	2011
DOWLING, Jonathan	Western Kentucky	DB	2014
TRAWICK, Brynden	Troy	DB	2016
HARRIS, Erik*	California (Pa.)	DB	2017
SMITH, Keith	San Jose State	RB	2018
SMITH, Sutton	Northern Illinois	RB	2021

42

CRAIG, Dobie	Howard Payne	WR	1962-63
LASKEY, Bill	Michigan	LB	1966-70
MAXWELL, Tom	Texas A&M	DB	1971-73
JACKSON, Steve	Louisiana State	DB	1977
JACKSON, Monte	San Diego State	DB	1978-82
MUELLER, Vance	Occidental	RB	1986-90
LOTT, Ronnie	USC	DB	1991-92
BALL, Eric	UCLA	RB	1995
TURNER, Eric*	UCLA	DB	1997-98
RAY, Marcus	Michigan	DB	1999
KIRBY, Terry	Virginia	RB	2000-02
NASH, Keyon	Albany State	DB	2004
LEE, ReShard	Middle Tennessee St.	RB	2006
JOHNSON, Shelton	Wisconsin	S	2013
ASANTE, Larry	Nebraska	DB	2014-15
JOSEPH, Karl	West Virginia	DB	2016-19

LITTLETON, Cory	Washington	LB	2020
43			
COOLBAUGH, Bob	Richmond	WR	1961
ATKINSON, George	Morris Brown	DB	1968-77
MATTHEWS, Ira	Wisconsin	RB-WR	1979-81
McCALL, Joe	Pittsburgh	RB	1984
SEALE, Sam*	Western State (Colo.)	WR-DB	1985-87
PATTERSON, Elvis	Kansas	DB	1990-93
LYNCH, Lorenzo	Sacramento State	DB	1996-97
COMBS, Derek	Ohio State	DB	2002
SHELDON, Brady	Ferris State	LB	2017
FRAZIER, Kavon	Central Michigan	DB	2021

44			
DOUGHERTY, Bob	Kentucky	LB	1960-63
GILLETT, Fred	Los Angeles State	TE	1964
HUBBARD, Marv*	Colgate	RB	1970-75
OWENS, Burgess	Miami (Fla.)	DB	1980-82
ADAMS, Stefon	East Carolina	DB	1986-89
WAYMER, Dave	Notre Dame	DB	1992
RATHMAN, Tom	Nebraska	RB	1994
JONES, Calvin*	Nebraska	LB	1995
MILLS, John Henry*	Wake Forest	LB-TE	1998
HARRIS, Johnnie*	Mississippi State	DB	1999
HETHERINGTON, Chris	Yale	FB	2003-04
LAWTON, Luke	McNeese State	RB	2008-09
NDUKWE, Chinedum	Notre Dame	DB	2011
SCHMITT, Owen	West Virginia	RB	2012
KWIATKOSKI, Nick	West Virginia	LB	2020-21
KWIATKOSKI, Nick	West Virginia	LB	2020

45			
McMILLIN, Jim	Colorado State	DB	1963-64
GRAYSON, David	Oregon	DB	1965-70
SLOUGH, Greg*	USC	LB	1972
COLZIE, Neal	Ohio State	DB	1975
WILLIAMS, Henry	San Diego State	DB	1979
SPIVEY, Mike	Colorado	DB	1980
DAVIS, James	Southern	DB	1982-87
HARDEN, Mike	Michigan	DB	1989-90
FULCHER, David	Arizona State	LB	1993
BUNCH, Jarrod	Michigan	RB	1994
HALL, Tim	Robert Morris	RB	1996-97
REECE, Marcel	Washington	RB	2009-15
RODGERS-CROMARTIE, Dom	Tennessee State	DB	2018
INGOLD, Alec	Wisconsin	RB	2019-21

46			
JOYNER, L.C.	Diablo Valley J.C.	DB	1960
REYNOLDS, Billy	Pittsburgh	RB	1960
COSTA, Dave	Utah	DT	1963-65
ENYART, Bill	Oregon State	LB	1971
BANKSTON, Warren	Tulane	TE	1973-78
CHRISTENSEN, Todd	BYU	RB-TE	1979-88
DORN, Torin	North Carolina	DB	1990-93
KIDD, Carl	Arkansas	DB	1995-96
O'NEAL, Oren	Arkansas State	FB	2007-09
TINKER, Carson	Alabama	LS	2021

47			
BRAVO, Alex	Cal Poly SLO	DB	1960-61
McCLOUGHAN, Kent	Nebraska	DB	1965-70
QUEEN, Jeff	Morgan State	RB-TE	1972-73
PHILLIPS, Charles	USC	DB	1975-79
BESSILLIEU, Don	Georgia Tech	DB	1983,85
BROWNE, Jim	Boston College	RB	1987
FRANK, Donald	Winston-Salem	DB	1994
WHEATLEY, Tyrone	Michigan	RB	1999-04
GAFFORD, Thomas	Houston	LS	2015
COMBSER, James	Southern Utah	LB-DE	2016-17
SIEG, Trent	Colorado State	LS	2018-21

48			
RIEVES, Charles*	Houston	LB	1963
BUDNESS, Bill	Boston University	LB	1964-70
WILSON, Nemiah*	Grambling	DB	1971-74
HILL, Kenny	Yale	DB	1981-83
WASHINGTON, Lionel*	Tulane	DB	1987-94
MUSTAFAA, Najee	Georgia Tech	DB	1995
DAVISON, Jerone	Arizona State	RB	1996-97

CHRISTENSON, Brandon	NW Oklahoma St.	TE	2002
DePAOLA, Andrew	Rutgers	LS	2018
ONWUASOR, Patrick	Portland State	LB	2021

49			
SIMPSON, Jack*	Mississippi	LB	1962-63
HERMANN, Dick	Florida State	LB	1965
WILLIAMS, Willie	Grambling	DB	1966
WEATHERS, Carl	San Diego State	LB	1970-71
SIANI, Mike	Villanova	WR	1972-77
TAYLOR, Billy	Texas Tech	RB	1982
JACKSON, Victor	Bowie State	DB	1987
WILLIAMS, Ricky*	Langston	RB	1985
BENDER, Wes	USC	RB	1994
POPE, Marquez*	Fresno State	DB	2000
BRIGHAM, Jeremy*	Washington	TE	2002
FOSCHI, John Paul	Georgia Tech	FB	2005-06

50			
OTTO, Jim*	Miami (Fla.)	C	1960
SIMPSON, Jack*	Mississippi	LB	1964
BENSON, Duane	Hamline	LB	1967-71
DALBY, Dave	UCLA	C-G	1972-85
BYRD, Darryl*	Illinois	LB	1987
VANN, Norwood	East Carolina	LB	1988
WILSON, Otis	Louisville	LB	1989
ELLISON, Riki	USC	LB	1990-92
MORTON, Mike	North Carolina	LB	1995-98
BARTON, Eric	Maryland	LB	1999-03
TUITELE, Maugaula	Colorado State	LB	2004
EKEJIUBA, Isarah	Virginia	LB	2005-09
GOETHEL, Travis	Arizona State	LB	2010-12
MAIWA, Kaluka	USC	LB	2013-14
HADLEY, Spencer	BYU	LB	2014
LOFTON, Curtis	Oklahoma	LB	2015
HEENEY, Ben*	Kansas	LB	2016
MORROW, Nicholas	Greenville	LB	2017-20

51			
CARROLL, Joe	Pittsburgh	LB	1972-73
BARNES, Rodrigo	Rice	LB	1976
NELSON, Bob	Nebraska	LB	1980-84
LEWIS, Bill	Nebraska	C-G	1986-88
BROWNER, Keith	USC	LB	1987
WALLACE, Aaron*	Texas A&M	LB-DE	1990-95
JOHNSTONE, Lance	Temple	DE	1996-00-06
JOHNSON, Tim	Youngstown State	LB	2002-05
MORRIS, Chris*	Michigan State	C-G	2007-09
CURRY, Aaron	Wake Forest	LB	2011-12
CHANEY, Jamar	Mississippi State	LB	2014
HEENEY, Ben*	Kansas	LB	2015
IRVIN, Bruce	West Virginia	LB	2016-18
ALLEN, Dakota	Texas Tech	LB	2019
COMPTON, Will*	Nebraska	LB	2019
BEASLEY, Vic	Clemson	DE	2020
KOONCE, Malcolm	Buffalo	DE	2021

52			
BARNES, Larry	Colorado State	LB	1960
WILLIAMSON, J.R.	Louisiana Tech	LB	1964-67
HOPKINS, Jerry	Texas A&M	LB	1968
WEAVER, Gary	Fresno State	LB	1973-74
RICE, Floyd	Alcorn A&M	LB	1976-77
WESTBROOKS, Greg	Colorado	LB	1978-81
CELOTTO, Mario	USC	LB	1980-81
ROMANO, Jim	Penn State	C	1982-84
MERRILL, Mark	Minnesota	LB	1984
KING, Linden	Colorado State	LB	1986-89
JONES, Mike	Missouri	LB	1991-96
HARVEY, Richard	Tulane	LB	1998-99
MORRISON, Kirk	San Diego State	LB	2005-09
GROVES, Quentin	Auburn	LB	2010-11
WHEELER, Philip	Georgia Tech	LB	2012
WILSON, Martez	Illinois	LB	2013
MACK, Khalil	Buffalo	LB	2014-17
LEE, Marquel*	Wake Forest	LB	2019
EMANUEL, Kyle	South Dakota St.	LB	2020
PERRYMAN, Denzel	Miami (Fla.)	LB	2021

53			
BANSAVAGE, Al	USC	LB	1961
BIRDWELL, Dan	Houston	DT	1962-69
MARTIN, Rod	USC	LB	1977-88
NOBLE, Mike	Stanford	LB	1987
FREDRICKSON, Rob	Michigan State	LB	1994-97
SMITH, Travian*	Oklahoma	LB	1998-01
ROMANOWSKI, Bill	Boston College	LB	2002-03
HOWARD, Thomas	UTEP	LB	2006-10
GAITHER, Omar	Tennessee	LB	2012
IHENACHO, Carl	San Jose State	LB	2012
ROACH, Nick	Northwestern	LB	2013-14
SMITH, Malcolm	USC	LB	2015-16
BOWMAN, NaVorro	Penn State	LB	2017
CABINDA, Jason	Penn State	LB	2018
POLING, Quentin	Ohio	LB	2019
WHITE, Javin	UNLV	LB	2020-21

54			
MENDENHALL, Terry	San Diego State	LB	1971-72
DENNER, Mike	Southern Miss.	LB	1974-75
BONNESS, Rik	Nebraska	LB	1976
WATTS, Robert	Boston College	LB	1978
BRACELIN, Greg	California	LB	1981
PETERSON, Calvin	UCLA	LB	1982
BYRD, Darryl*	Illinois	LB	1983-84
McKENZIE, Reggie	Tennessee	LB	1985-88
DUFAL, Paul	New Hampshire	C-G	1987
BENSON, Tom	Oklahoma	LB	1989-92
BEKERT, Greg	Colorado	LB	1993-01
WILLIAMS, Sam	Fresno State	LB	2003-10
SO'OTO, Vic	BYU	LB	2012
McFADDEN, Marshall	South Carolina St.	LB	2013
FILIMOEATU, Bojay	Utah State	LB	2014
TOOMER, Corey	Idaho	LB	2015
RILEY Jr., Perry	LSU	LB	2016
LAMUR, Emmanuel	Kansas State	LB	2018
BROWN, Preston	Louisville	LB	2019
McMILLAN, Raekwon	Ohio State	LB	2020

55			
MORRIS, Riley*	Florida A&M	DE	1960-61
CONNERS, Dan*	Miami (Fla.)	LB	1966-74
MILLEN, Matt	Penn State	LB	1980-88
GORDON, Alex	Cincinnati	LB	1990
FOLSTON, James	Northeast Louisiana	LB	1994-98
BROOKS, Bobby	Fresno State	LB	1999-01
PIERSON, Shurron	South Florida	LB	2003
CLARK, Danny	Illinois	LB	2004-05
THOMAS, Robert*	UCLA	LB	2006-07
ALSTON, Jon*	Stanford	LB	2008-09
McCLAIN, Rolando	Alabama	LB	2010-12
MOORE, Sio	Connecticut	LB	2013-14
LEE, Marquel*	Wake Forest	LB	2017-18, 21
BURFICT, Vontaze	Arizona State	LB	2019

56			
MATSON, Arch	Michigan State	LB	1963-65
OLIVER, Ralph	USC	LB	1968-69
KOEGEL, Warren	Penn State	C	1971
BARNES, Jeff	California	LB	1977-87
McCOLL, Miit	Stanford	LB	1988
COSTELLO, Joe	Central Connecticut St.	DE	1989
BRUCE, Aundray*	Auburn	DE	1992-94
SWILLING, Pat	Georgia Tech	DE	1995-96,98
SWORD, Sam	Michigan	LB	1999
SMITH, Travian*	Oklahoma	LB	2002-04
BURGESS, Derrick	Mississippi	DE	2005-08
NIXON, David	BYU	LB	2009
BLACKSTOCK, Darryl	Virginia	LB	2011
BURRIS, Miles	San Diego State	LB	2012-14
ALEXANDER, Lorenzo	California	LB	2015
BATES, Daren	Auburn	LB	2016
WOODSON-LUSTER, Xavier	Arkansas State	LB	2017
JOHSON, Derrick	Texas	LB	2018
MOORE, Damontre'	Texas A&M	DE	2018
PHILLIPS, Justin	Oklahoma State	LB	2019

57			
BLANKENSHIP, Greg	Cal State-Hayward	LB	1976
McCLANAHAN, Randy	SW Louisiana	LB	1977,80-82
HUDDLESTON, John	Utah	LB	1978-79
HAWKINS, Mike	Texas A&I	LB	1982
CALDWELL, Tony	Washington	LB	1983-85
ROBINSON, Jerry	UCLA	LB	1985-91
KELLY, Joe	Washington	LB	1993
HOLMBERG, Rob	Penn State	LB	1994-97
WOODEN, Terry	Syracuse	LB	1998
COLEMAN, Rod*	East Carolina	DT	2000-03
RIDDLE, Ryan	California	LB	2005
BROWN, Ricky	Boston College	LB	2006-11
CLAYTON, Keenan	Oklahoma	LB	2012
ARMSTRONG, Ray-Ray	Miami (Fla.)	LB	2014-15
JAMES, Cory	Colorado State	LB	2016-17
WRIGHT, Gabe	Auburn	DT	2018
COMPTON, Will*	Nebraska	LB	2021

58			
SLOUGH, Greg*	USC	LB	1971
JOHNSON, Monte	Nebraska	LB	1973-79
SQUIRE, Jack	Illinois	LB	1982-85
ELLIS, Jim	Boise State	LB	1987
SHIPP, Jackie	Oklahoma	LB	1989
JIMERSON, AJ	Norfolk State	LB-DE	1990-91
FRANKLIN, Keith	South Carolina	LB	1995
DIXON, Ernest	South Carolina	LB	1998
ALEXANDER, Elijah	Kansas State	LB	2000-01
HARRIS, Napoleon	Northwestern	LB	2002-04
CLEMONS, Chris	Georgia	LB-DE	2007
EDWARDS, Kalimba	South Carolina	DE	2008
NORRIS, Slade	Oregon State	LB	2009
DAVIS II, Bruce	UCLA	LB	2010-11
TOLLEFSON, David	NW Missouri State	DE	2012
ROBINSON, Ryan	Oklahoma State	DE	2013
WOODLEY, LaMarr	Michigan	DE	2014
BALL, Neiron	Florida	LB	2015
ADAMS, Tyrell	West Georgia	LB	2016-17
WILFEE, Kyle	Wake Forest	LB	2018-21

59			
ADAMS, Stanley	Memphis State	LB	1984
KIMMEL, Jamie	Syracuse	LB	1986-87
BELL, Anthony	Michigan State	LB	1992
DYSON, Matt	Michigan	DT-LB	1995
WALLACE, Aaron*	Texas A&M	LB-DE	1997-98
WILLIAMS, KD	Henderson State	LB	1999
THOMAS, William	Texas A&M	LB	2000-01
ATKINS, Larry	UCLA	LB	2003
GRANT, DeLawrence*	Oregon State	DE-LB	2004-05
CONDO, Jon	Maryland	LS	2007-17
WHITEHEAD, Tahir	Temple	LB	2018-19
ONWUALU, James	Notre Dame	LB	2020

60			
LOUDERBACK, Tom	San Jose State	LB	1960-61
CONNERS, Dan*	Miami (Fla.)	LB	1964-65
SISTRUNK, Otis	None	DE-DT	1972-78
LILES, Alva	Boise State	DT	1980
MARSH, Curt	Washington	G	1981-86
ACKERMAN, Rick*	Memphis State	DT	1987
GRAVES, Rory	Ohio State	T	1988-91
LOPER, Daniel	Texas Tech	G	2010
SIMMONS, Justin	USC	G	2021

61			
ROEDEL, Herb	Marquette	G	1961
OGAS, Dave	San Diego State	LB	1968
McMATH, Herb	Morningside	DT	1976
STALLS, Dave	Northern Colorado	DT	1983,85
TAUTOLO, John	UCLA	T	1987
FREEMAN, Mike	Arizona	G	1988
HART, Roy	South Carolina	DT	1991
MORRIS, Chris*	Michigan State	C-G	2006
WARREN, Gerard	Florida	DT	2007-09
WISNIEWSKI, Stefan	Penn State	G-C	2011-14
HUDSON, Rodney	Florida State	C	2015-20

62

KRUSE, Bob	Wayne State	D	1967-68
KINLAW, Reggie	Oklahoma	GT	1979-84
REGENT, Shawn	Boston College	C	1987
TREU, Adam	Nebraska	C-G-T	1997-06
NEWBERRY, Jeremy	California	C	2007
STONE, James	Tennessee	C	2017
MAGNUSON, Erik	Michigan	C	2019-20

63

SMITH, Willie	Michigan	G-T	1961
SPENCER, Ollie	Kansas	G	1963
UPSHAW, Gene	Texas A&I	G	1967-81
GESEK, John	Sacramento State	G	1987-89
PYLES, David	Miami (Ohio)	T	1987
WHEELER, Dwight*	Tennessee State	C-T	1987
ROBBINS, Barret	Texas Christian	C	1995-03
MADY, Lamar	Youngstown State	G	2013

64

SABAL, Ron	Purdue	T	1960-61
BUEHLER, George	Stanford	G	1969-78
JORDAN, Shelby*	Washington (Mo.)	T	1983
DICKERSON, Andy	California Lutheran	G	1987
MIRALDI, Dean	Utah	G	1987
BROWN, Ron*	USC	DE	1988
PEAT, Todd	Northern Illinois	G	1990,92-93
JENKINS, Robert	UCLA	T	1994-96
DINAPOLI, Gennaro	Virginia Tech	G	1999
GROVE, Jake	Virginia Tech	C-G	2004-08
SATELE, Samson	Hawaii	C	2009-11
GURUDE, Andre	Colorado	C-G	2013
INCOGNITO, Richie	Nebraska	G	2019-20

65

HAWKINS, Wayne	Pacific	G	1960-70
SEILER, Paul	Notre Dame	T	1971-73
MARVIN, Mickey	Tennessee	G	1977-87
MONTOYA, Max	UCLA	G	1990-94
SIMS, Barry	Utah	G-T	1999-07
BRISIEL, Mike	Colorado State	G	2012-13
GREEN, Chaz	Florida	G	2018
DEVY, Jordan	Memphis	OL	2019

66

ARMSTRONG, Ramon	TCU	T	1960
BISHOP, Sonny	Fresno State	G	1963
SYLVESTER, Steve	Notre Dame	C-G-T	1975-83
BRYANT, Warren	Kentucky	T	1984
WRIGHT, Steve	Northern Iowa	T	1987-93
GOGAN, Kevin	Washington	G	1994-96
WHITLEY, Curtis	Clemson	C-G	1997
WALKER, Langston*	California	T-G	2002-06
CARLSLE, Cooper	Florida	G	2007-12
JACKSON, Gabe	Mississippi State	G	2014-20
MARTIN, Nick	Notre Dame	C	2021

67

MANOUKIAN, Don	Stanford	G	1960
CAMPBELL, Stan	Iowa State	G	1962
MISCHAK, Bob*	Army	TE-G	1964-65
RICE, Harold	Tennessee State	DE	1971
TOOMAY, Pat	Vanderbilt	DE	1977-79
WHEELER, Dwight *	Tennessee State	C-T	1984,88
BLACK, Barry	Boise State	G	1987
TURK, Dan	Wisconsin	C	1989-96
MARYLAND, Russell*	Miami (Fla.)	DT	1997-99
STONE, Ron	Boston College	G	2004-05
BOOTHE, Kevin	Cornell	G	2006,14
PARSONS, Alex	USC	G-C	2012
SILBERMAN, Ian	Boston College	OL	2018
COTTON Sr., Lester	Alabama	G	2019, 21

68

DITTRICH, John	Wisconsin	G	1960
MARINOVICH, Marv	USC	G	1965
PYLE, Palmer	Michigan State	G	1966
BELL, Joe	Norfolk State	DE	1979
MEDLIN, Dan*	North Carolina State	G	1979
ROBINSON, Johnny	Louisiana Tech	DT-DE	1981-83
WILKERSON, Bruce	Tennessee	G-T	1987-94,98
CUNNINGHAM, Rick	Texas A & M	T	1996-98

GRAHAM, Aaron Nebraska C 2001
VELDHEER, Jared Hillsdale T-C 2010-13
FELICIANO, Jon* Miami (Fla.) G-C 2015
SHARPE, David* Florida T 2018
JAMES, Andre UCLA C 2019-21

69

FICCA, Dan	USC	G	1962
ZOGG, John	Boise State	G	1987
MARTEN, James	Boston College	T	2008
BARNES, Khalif	Washington	T	2009-15
WARE, Jylan	Alabama State	T	2017
GOOD, Denzelle*	Mars Hill	G	2018

70

JAGIELSKI, Harry	Indiana	DT	1961
NICKLAS, Pete	Baylor	T	1962
KLEIN, Dick	Iowa	T	1963-64
HARVEY, James	Mississippi	G	1966-71
LAWRENCE, Henry	Florida A&M	T	1974-86
DAVIS, Scott	Illinois	DE	1988-91,94
FREEMAN, Russell	Georgia Tech	T	1995
MYLES, Toby	Jackson State	G-T	2001
BADGER, Brad	Stanford	G-T	2002-06
WALKER, Langston*	California	T-G	2009-10
BERGSTROM, Tony	Utah	G-T	2012,15
OSEMELE, Kelechi	Iowa State	G-T	2016-18
YOUNG, Sam	Notre Dame	T	2020
LEATHERWOOD, Alex	Alabama	G-T	2021

71

ROBERTS, Cliff	Illinois	DT	1961
NOVSEK, Joe	Tulsa	DE	1962
TYSON, Richard	Tulsa	G	1966
DOTSON, Al	Grambling	DT	1968-70
KORVER, Kelvin	Northwestern (Iowa)	DT	1973-75
MASON, Lindsey	Kansas	T	1978-81
PICKEL, Bill	Rutgers	DT-DE	1983-90
PATTEN, Joel	Duke	T	1991
PERRY, Gerald	Southern	T	1993-95
HOLMES, Lester	Jackson State	G	1997
PARKS, Nate	Stanford	G-T	1999
HULSEY, Corey	Clemson	G-T	2003-06
WADE, John	Marshall	C	2008
WATSON, Menelik	Florida State	T	2013-14,16
SHARPE, David*	Florida	T	2017
MURRAY, Justin	Cincinnati	T	2018
GOOD, Denzelle*	Mars Hill	G	2019-21

72

TRUAX, Dalton	Tulane	DT	1960
SMITH, Hal	UCLA	DT	1961
NORRIS, Jim	Houston	DT	1962-64
MATUSZAK, John	Tampa	DE-DT	1976-81
MOSEBAR, Don	USC	C-G-T	1983-94
KENNEDY, Lincoln	Washington	T	1996-03
WAND, Seth	NW Missouri State	T	2008
PEARS, Erik	Colorado State	G-T	2009
BARKSDALE, Joe	LSU	T	2011
CORNELL, Jack	Illinois	G-T	2013
PENN, Donald	Utah State	T	2014-18
SHARPE, David*	Florida	T	2019
JONES-SMITH, Jaryd	Pittsburgh	T	2020
ELUEMUNOR, Jermaine	Texas A&M	G	2021

73

LOCKLIN, Billy Jay	New Mexico State	LB/DE	1960
BREWINGTON, Jim	North Carolina College	T	1961
McMURTRY, Chuck	Whittier	DT	1962-63
DIEHL, John	Virginia	DT	1965
KENT, Greg	Utah	T	1966
SLIGH, Richard	North Carolina College	DT	1967
GIPSON, Tom	North Texas State	DT	1971
BROWNING, Dave	Washington	DE-DT	1978-82
HANNAH, Charley	Alabama	G	1980-88
FITZPATRICK, James	USC	G-T	1990-91
McRAE, Charles	Tennessee	T	1996
ASHMORE, Darryl*	Northwestern	G-T	1998-2000
MIDDLETON, Frank	Arizona	G	2001-04
McCANTS, Matt	UAB	T	2013-16
NEWHOUSE, Marshall	TCU	T	2017
HURST, Maurice	Michigan	DT	2018-20

74

OGLESBY, Paul	UCLA	T	1960
BROWN, Doug	Fresno State	DT	1964
ZECHER, Rich	Utah State	T	1965
KEATING, Tom	Michigan	DT	1966-72
ROWE, Dave	Penn State	DT	1975-78
PEAR, Dave	Washington	DT	1979-80
REESE, Archie	Clemson	DT	1982-83
JORDAN, Shelby*	Washington (Mo.)	T	1984-86
RODRIGUEZ, Mike	Alabama	DT	1987
LACHEY, Jim	Ohio State	T	1988
KOCH, Pete	Maryland	DE	1989
HARRISON, Nolan	Indiana	DT-DE	1991-96
GRAHAM, Derrick	Appalachian State	G	1998
STINCHCOMB, Matt	Georgia	T	2000-03
GREEN, Cornell	Central Florida	T	2007-09
CAMPBELL, Bruce	Maryland	G	2011
ALEXANDER, Vadal	LSU	G	2016-17
CLEMMINGS, T.J.	Pittsburgh	T	2018
MILLER, Kolton*	UCLA	T	2019-21

75

CHURCHWELL, Hansen	Mississippi	DT	1960
STRIEGEL, Bill	Pacific	LB	1960
STONE, Jack	Oregon	T	1961-62
RICE, Ken	Auburn	T	1964-65
DANIELS, David	Florida A&M	DT	1966
VELLA, John	USC	G-T	1972-79
LONG, Howie	Villanova	DE-DT	1981-93
HARLOW, Pat*	USC	T	1996
COOPER, Chris	Nebraska-Omaha	DT	2001-03
LEKKERKERKER, Brad	UC Davis	T	2005
HENDERSON, Mario	Florida State	T	2007-10
HEYER, Stephon	Maryland	T	2011
SANFORD, Brian	Temple	DE-DT	2013
HARRIS, Shelby	Illinois State	DE	2014-15
LATHAM, Darius	Indiana	DT	2016-17
PARKER, Brandon	North Carolina A&T	T	2018-21

76

FINNERAN, Garry	USC	DT	1961
BROWN, Charles	Houston	T	1962
SVIHUS, Bob	USC	T	1965-70
BROWN, Bob	Nebraska	T	1971-73
McCoy, Mike	Notre Dame	DT	1977-78
MURANSKY, Ed	Michigan	G-T	1982-84
BOYD, Greg	San Diego State	DT	1984
BELCHER, Kevin	Wisconsin	T	1985
HOLLOWAY, Brian	Stanford	G-T	1987-88
WISNIEWSKI, Steve	Penn State	G	1989-01
GALLERY, Robert	Iowa	T-G	2004-10
NIX, Lucas	Pittsburgh	G	2012-13
WELB, J Marcus	West Texas A&M	G-T	2015
FELICIANO, Jon*	Miami (Fla.)	C-G	2016-18
SIMPSON, John	Clemson	G	2020-21

77

BARBEE, Joe	Kent State	T	1960
SHIRKEY, George	Stephen F. Austin	DT	1962
JACOBS, Proverb	California	T	1963-64
LASSITER, Issac	St. Augustine	DE	1965-69
MIX, Ron	USC	T	1971
SMITH, Bubba	Michigan State	DE	1973-74
PHILYAW, Charles	Texas Southern	DE	1976-79
CAMPBELL, Joe	Maryland	DE	1980-81
ALZADO, Lyle	Yankton	DE	1982-85
RIEHM, Chris	Ohio State	G	1986-88
CHAPMAN, Ted	Maryland	DE	1987
McELROY, Reggie	West Texas State	G-T	1991-92
STEPHENS, Rich	Tulsa	G-T	1993,1995
HARLOW, Pat*	USC	T	1997-98
ASHMORE, Darryl*	Northwestern	G-T	2001
WONG, Joe	BYU	G-T	2003
HAWTHORNE, Anttaj	Wisconsin	DT	2005-06
HARRIS, Kwame	Stanford	T	2008

SHAUGHNESSY, Matt Wisconsin DE 2009-12
LUMPKIN, Ricky* Kentucky DL 2013
HOWARD, Austin Northern Iowa G-T 2014-16
MILLER, Kolton* UCLA T 2018
BROWN, Trent Florida T 2019-20
JEFFERSON, Quinton Maryland DT 2021

78

WARZEKA, Ron	Montana State	DE	1960
VOIGHT, Bob	Los Angeles State	DE	1961
YOUSO, Frank	Minnesota	T	1963-65
MIRICH, Rex*	Northern Arizona	DT	1966
ARCHER, Dan	Oregon	T	1967
SHELL, Art	Maryland State	T	1968-82
CLAY, John	Missouri	T	1987
ROTHER, Tim	Nebraska	T-DT	1989-90
SKREPENAK, Greg	Michigan	T	1992-95
SLAUGHTER, Chad	Alcorn State	T	2003-06
WAKEFIELD, Fred	Illinois	OL-DL	2008
ELLIS, Justin	Louisiana Tech	DT	2014-18
OMAMEH, Patrick	Michigan	G	2020
BARTON, Jackson	Utah	T	2021

79

DESKINS, Don	Michigan	DT	1960
PETERS, Volney	USC	DT	1961
TRASK, Orville	Rice	DT	1962
SCHUH, Harry	Memphis State	T	1965-70
MEDLIN, Dan*	North Carolina St.	G	1974-76
DAVIS, Bruce	UCLA	T	1979-87
BELWAY, Brian	Calgary	DE	1987
GOLIC, Bob	Notre Dame	DT	1989-92
LANIER, Ken	Florida State	T	1993
KYSAR, Jeff	Arizona State	T	1995
COLLINS, Mo	Florida	G-T	1998-03
McQUISTAN, Paul	Weber State	G	2006-09
HENDERSON, John	Tennessee	DT	2010-11
SMITH, Willie	East Carolina	T	2012
PASHOS, Tony	Illinois	T	2013
KIRKLAND, Denver	Arkansas	G	2016-18

80

FIELDS, George	Bakersfield J.C	DT	1960-61
ALLEN, Dalva	Houston	DE	1962-64
RUBKE, Karl	USC	DE	1968
THOMS, Art	Syracuse	DT	1969-75
STEWART, Joe	Missouri	WR	1978-79
BARNWELL, Malcolm	Virginia Union	WR	1981-84
LOFTON, James	Stanford	WR	1987-88
HOBBS, Daryl	Pacific	WR	1993-96
HOWARD, Desmond	Michigan	WR	1997-98
RISON, Andre	Michigan State	WR	2000
RICE, Jerry	Mississippi Valley St.	WR	2001-04
GABRIEL, Doug*	UCF	WR	2006
MILLER, Zach	Arizona State	TE	2007-10
HAGAN, Derek*	Arizona State	WR	2011
STREATER, Rod	Temple	WR	2012-15
BLACKNALL, Saeed	Penn State	WR	2018

81

GOLDSTEIN, Alan	North Carolina	WR	1960
OSBORNE, Clancy	Arizona State	LB	1963-64
WELLS, Warren	Texas Southern	WR	1967-70
BRADSHAW, Morris	Ohio State	WR	1974-81
PARKER, Andy*	Utah	TE	1984-87,90
LATHAN, Greg	Cincinnati	WR	1987
BROWN, Tim	Notre Dame	WR	1988-03
SCHLENS, Chaz	San Diego State	WR	2008-11
RIVERA, Mychal	Tennessee	TE	2013-16
BROWN, Pharoh	Oregon	TE	2017

82

HARDY, Charles	San Jose State	WR	1960-62
BARRETT, Jan	Fresno State	TE	1963-64
MITCHELL, Tom	Bucknell	TE	1966
EASON, John	Florida A&M	DE	1968
JONES, Horace	Louisville	TE	1971-75
BRUNSON, Larry	Colorado	WR	1978-79
HARRISON, Dwight	Texas A&I	DB	1980

MUHAMMAD, Calvin	Texas Southern	WR	1982-83
WHEELER, Ron	Washington	TE	1987
HOLLAND, Jamie	Ohio State	WR	1990-91
JONES, David	Delaware State	TE	1992
JETT, James	West Virginia	WR	1993-02
JOHNSON, Tejo	Stanford	TE	2003-04
STRONG, Darrell	Pittsburgh	TE	2008
GORDON, Richard	Miami (Fla.)	TE	2011-12
NELSON, Jordy	Kansas State	WR	2018
TOMLINSON, Eric	Texas-El Paso	TE	2019
WITTEN, Jason	Tennessee	TE	2020
BOWERS, Nick	Penn State	TE	2021

83

ASAD, Doug	Northwestern	TE	1960-61
DAVIDSON, Ben	Washington	DE	1964-71
HENDRICKS, Ted	Miami (Fla.)	LB	1975-83
MOFFETT, Tim	Mississippi	WR	1985-86
AIKENS, Carl	Northern Illinois	WR	1987
GAULT, Willie	Tennessee	WR	1988-93
SMITH, Kevin*	UCLA	TE	1994
DUDLEY, Rickey	Ohio State	TE	1996-00
KNIGHT, Marcus	Michigan	WR	2001-02
SANTIAGO, O.J	Kent State	TE	2003
ANDERSON, Courtney	San Jose State	TE	2004-06
MYERS, Brandon	Iowa	TE	2009-12
SIMONSON, Scott	Assumption	TE	2014
WALLER, Darren	Georgia Tech	TE	2018-21

84

HOISINGTON, Al	Pasadena J.C.	WR	1960
BOYDSTON, Max	Oklahoma	TE	1962
POWELL, Art	San Jose State	WR	1963-66
HEROCK, Ken*	West Virginia	TE	1967
CLINE, Tony	Miami (Fla.)	DE	1970-75
RAMSEY, Derrick	Kentucky	TE	1978-83
HESTER, Jessie	Florida State	WR	1985-87
PERRY, Mario	Mississippi	TE	1987
DYAL, Mike	Texas A&I	TE	1989-90
DUFF, John	New Mexico	TE-DE	1993-94
SHEDD, Kenny	Northern Iowa	WR	1996-99
PORTER, Jerry	West Virginia	WR	2000-07
WALKER, Javon	Florida State	WR	2008-09
HOUSHIMANDZADEH, T.J.	Oregon State	WR	2011
CRINER, Juron	Arizona	WR	2012-13
PATTERSON, Cordarrelle	Tennessee	WR	2017

85

CAVALLI, Carmen	Richmond	DE	1960
OATS, Carleton	Florida A&M	DT	1965-72
PITTS, Frank	Southern	WR	1974
CHANDLER, Bob	USC	WR	1980-82
WILLIAMS, Dokie	UCLA	WR	1983-87
PARKER, Andy*	Utah	TE	1988
GRADDY, Sam	Tennessee	WR	1990-92
HINTON, Marcus	Alcorn State	TE	1996
MICKENS, Terry	Florida A&M	WR	1998-99
WILLIAMS, Marcus	Washington State	TE	2002
GABRIEL, Doug*	UCF	WR	2003-05
MADSEN, John	Utah	WR	2006-08
HEYWARD-BEY, Darius*	Maryland	WR	2010-12
MASTRUD, Jeron	Kansas State	TE	2013
THOMPSON, Kenbrell	Cincinnati	WR	2014
O'Malley, Ryan	Pennsylvania	TE	2016
CARRIER, Derek	Beloit	TE	2018-21

86

BURCH, Gerald	Georgia Tech	TE	1961
WHITE, John	Texas Southern	TE	1962
HEROCK, Ken*	West Virginia	TE	1963-65
FAIRBAND, Bill	Colorado	LB	1967-68
IRONS, Gerald	Maryland State	LB	1970-75
HARDMAN, Cedrick	North Texas State	DE	1980-81
SMITH, Jim	Michigan	WR	1985
COOPER, Earl	Rice	TE	1986
FERNANDEZ, Mervyn	San Jose State	WR	1987-92
ISMAIL, Raghib	Notre Dame	WR	1993-95
BROWN, Derek	Notre Dame	TE	1998
WALKER, Derrick	Michigan	TE	1999
WILLIAMS, Roland	Syracuse	TE	2001-02,04

STONE, John*	Wake Forest	WR	2003
WILLIAMS, Randal	New Hampshire	TE	2005-06
STEWART, Tony	Penn State	TE	2007-09
AUSBERRY, David	USC	TE	2011-14
SMITH, Lee	Marshall	TE	2015-18
HELM, Daniel	Duke	TE	2021

87

POWELL, Charley	None	DE	1960-61
MISCHAK, Bob*	Army	TE-G	1963
MIRICH, Rex*	Northern Arizona	DT	1964-65
CHESTER, Raymond*	Morgan State	TE	1970-72
CASPER, Dave	Notre Dame	TE	1974-80,84
HASSELBECK, Don	Colorado	TE	1983
JUNKIN, Trey*	Louisiana Tech	LS	1985-89
LOCKETT, Wade	Cal State-Fullerton	WR	1987
BARTLEWSKI, Rich	Fresno State	TE	1990
GLOVER, Andrew	Grambling	TE	1991-96
MILLS, John Henry*	Wake Forest	LB-TE	1997
BRIGHAM, Jeremy*	Washington	TE	1998-01
WHITTED, Alvis	North Carolina St.	WR	2002-06
LELIE, Ashley	Hawaii	WR	2008
BOSS, Kevin	Western Oregon	TE	2011
LEONHARDT, Brian	Bemidji State	TE	2014
COOK, Jared	South Carolina	TE	2017-18
MORFAU, Forster	LSU	TE	2019-21

88

JELACIC, Jon	Minnesota	DE	1961-64
KOCOUREK, Dave	Wisconsin	TE	1967-68
MOORE, Bob	Stanford	TE	1971-75
KWALICK, Ted*	Penn State	TE	1977
CHESTER, Raymond*	Morgan State	TE	1978-81
SEALE, Sam*	Western St. (Colo.)	WR-DB	1984
BARKSDALE, Rod	Arizona	WR	1986
WOODS, Chris	Auburn	WR	1987-88
HORTON, Ethan*	North Carolina	RB-TE	1989-93
WILLIAMS, Jamie	Nebraska	TE	1994
CASH, Kerry	Texas	TE	1995
TRUITT, Olanda	Mississippi State	WR	1996-97
DUNN, David	Fresno State	WR-KR	2000-01
JOLLEY, Doug	BYU	TE	2002-04
ADKISSON, James	South Carolina	TE	2006
FLEMISTER, Zeron	Iowa	TE	2005
KASA, Nick	Colorado	TE	2013-14
WALFORD, Clive	Miami (Fla.)	TE	2015-17
ATEMAN, Marcell	Oklahoma State	WR	2018-19, 21

89

PREBOLA, Gene	Boston University	TE	1960
MILLER, Bill	Miami (Fla.)	WR	1964,66-68
BUJE, Drew	Catawba	WR	1969-71
SWEENEY, Steve	California	WR	1973
KWALICK, Ted*	Penn State	TE	1975-76
MARTINI, Rich	UC Davis	WR	1979-80
PATTISON, Mark	Washington	WR	1986
ALEXANDER, Mike	Penn State	WR	1989
PARKER, Andy*	Utah	TE	1990
WRIGHT, Alexander	Auburn	WR	1992-94
JUNKIN, Trey*	Louisiana Tech	TE	1996
ROSENSTIEL, Bob	Eastern Illinois	TE	1997
WILLIAMS, Rodney	Arizona	WR	1998-99
FULCHER, Mondriel	Miami (Fla.)	TE	2000-02
CURRY, Ronald*	North Carolina	WR	2003-08
MILLER, Nick	Southern Utah	WR	2010-11
JONES, James	San Jose State	WR	2014
COOPER, Amari	Alabama	WR	2015-18
EDWARDS, Bryan	South Carolina	WR	2020-21

90

JONES, Willie	Florida State	DE	1979-81
McCOY, Larry	Lamar	LB	1984
WISE, Mike	UC Davis	DE	1986-90
GOODLOW, Darryl	Oklahoma	LB	1987
JACKSON, Grady	Knoville	DT	1997-01
COLEMAN, Kenyon	UCLA	DE	2002
GILBERT, Sean	Pittsburgh	DT	2003
SANDS, Terdell*	Tenn.-Chattanooga	DT	2004-08
BRYANT, Desmond	Harvard	DT	2009-12
SIMS, Pat	Auburn	DT	2013-14

WILLIAMS, Dan	Tennessee	DT	2015-16
HESTER, Treyvon	Toledo	DT	2017
HANKINS, Johnathan	Ohio State	DT	2018-21

91

VAN PELT, Brad	Michigan State	LB	1984-85
JACKSON, Leonard	Oklahoma State	LB	1987
WASHINGTON, Ronnie	NE Louisiana	LB	1987
McGLOCKTON, Chester	Clemson	DT	1992-97
COLEMAN, Rod*	East Carolina	DT	1999
UPSHAW, Regan	California	DE	2000-02
BRAYTON, Tyler	Colorado	DE	2003-07
SCOTT, Trevor	Buffalo	DE-LB	2008-11
CRAWFORD, Jack	Penn State	DE	2012-13
TUCK, Justin	Notre Dame	DE	2014-15
CALHOUN, Shilique	Michigan State	LB	2016-18
MAYOWA, Benson*	Idaho	DE	2019
VICKERS, Kendal*	Tennessee	DT	2020

92

MORRIS, Riley*	Florida A&M	DE	1962
McMILLEN, Dan	Colorado	LB	1987
KING, Emanuel	Alabama	LB	1989
GLOVER, La Roi	San Diego State	DT	1996
AMEY, Vince	Arizona State	DT	1998
IOANE, Junior	Arizona State	DT	2001-02
SANDS, Terdell*	Tenn.-Chattanooga	DT	2003
WASHINGTON, Ted	Louisville	DE	2004-05
SEYMOUR, Richard	Georgia	DE-DT	2009-12
McGEE, Stacy	Oklahoma	DE	2013-16
HALL, P.J.	Sam Houston State	DT	2018-19
SMITH, Chris	Arkansas	DE	2020
THOMAS, Solomon	Stanford	DT	2021

93

TOWNSEND, Greg	TCU	DE-LB	1983-93,97
BALL, Jerry	SMU	DE	1994-96
HARRIS, James	Temple	DE	1998-99
ARMSTRONG, Trace	Florida	DE	2001-03
KELLY, Tommy	Mississippi State	DT	2004-12
HUNTER, Jason	Appalachian State	DE	2013
LUMPKIN, Ricky*	Kentucky	DL	2014
ORR, Leon	Florida	DT	2015
PRICE, Brian	Texas-San Antonio	DT	2018
SMITH, Jacquies	Missouri	DE	2018
McCLAIN, TERRELL	South Florida	DT	2019
ROSS, Daniel	Northeast Mississippi	CCDT	2020
McCOY, Gerald	Oklahoma	DT	2021

94

FRANKS, Elvis	Morgan State	DE	1985-86
SMITH, Anthony	Arizona	DE	1991-97
BRYANT, Tony	Florida State	DE	1999-02
STUBBLEFIELD, Dana	Kansas	DT	2003
GABAJA-BIAMILA, Akbar*	San Diego State	DE-LB	2004
HUNTLEY, Kevin	Kansas State	DE	2006
ALSTON, Jon*	Stanford	LB	2007
THOMAS, Robert*	UCLA	LB	2008
JOSEPH, William*	Miami (Fla.)	DT	2009
ALFORD, Jay	Penn State	DT	2010
MOSS, Jarvis	Florida	DE	2010-11
BURNETT, Kevin	Tennessee	LB	2013
SMITH, Antonio	Oklahoma State	DT	2014
VANDERDOES, Eddie	UCLA	DT	2017
LIUGET, Corey	Illinois	DT	2019
NASSIB, Carl	Penn State	DE	2020-21

95

BUCZKOWSKI, Bob	Pittsburgh	DE	1987
CORMIER, Joe	USC	LB	1987
CHARLES, Mike	Syracuse	DT	1990
ROBBINS, Austin	North Carolina	DT	1994-95,00
GRANT, DeLawrence*	Oregon State	DE-LB	2001
ADAMS, Sam	Texas A&M	DT	2002
BROMELL, Lorenzo	Clemson	DE	2003
JASPER, Ed	Texas A&M	DT	2005
SHAW, Josh	Michigan State	DT	2007
COOPER, Marquis	Washington	LB	2008
BRODINE, Mason	Nebraska-Kearney	DE	2011

BURNETT, Kaelin	Nevada	LB	2012-13
MAYOWA, Benson*	Idaho	DE	2014-15
WARD, Jihad	Illinois	DL	2016-17
BROWN, Fadol	Mississippi	DE	2018
JORDAN, Dion	Oregon	DE	2019
JONES, Datone	UCLA	DT	2020
IRVING, David	Iowa State	DT-DE	2020
VICKERS, Kendal*	Tennessee	DT	2021

96

BROWN, Ron*	USC	DE	1987
TAYLOR, Malcolm	Tennessee State	DT	1987-88
WHITE, Alberto	Texas Southern	DE	1994
BUTCHER, Paul	Wayne State	LB	1996
RUSSELL, Darrell	USC	DT-DE	1997-01
IRONS, Grant	Notre Dame	DE	2003-06
JOSEPH, William*	Miami (Fla.)	DT	2008
WIMBLEY, Kamerion	Florida State	LB	2010-11
BILUKUDI, Christo	Georgia State	DT	2012-13
AUTRY, Denico	Mississippi State	DE	2014-17
CARRADINE, Tank	Florida State	DE	2018
EALY, Kony	Missouri	DE	2018
FERRELL, Clelin*	Clemson	DE	2019-20
PHILON, Darius	Arkansas	DT	2021

97

ACKERMAN, Rick*	Memphis State	DT	1984
GRIMES, Phil	Central Michigan	DE	1987
MRAZ, Mark	Utah State	DE	1989
BURTON, Ron	North Carolina	LB	1990
BROUGHTON, Willie	Miami (Fla.)	DT	1992-93
MARYLAND, Russell*	Miami (Fla.)	DT	1996
PARRELLA, John	Nebraska	DT	2002-04
GUNHEIM, Greyson	Washington	DE	2008
CARTER, Andre	California	DE	2012
MUIR, Daniel	Kent State	DE	2013
EDWARDS Jr., Mario	Florida State	DT	2015-17
McDONALD, Clinton	Memphis	DL	2018
MAURO, Josh	Stanford	DE	2019
COLLINS, Maliek	Nebraska	DT	2020
SQUARE, Damion	Alabama	DT	2021

98

WILLIS, Mitch	SMU	DT	1985-88
HUNLEY, Ricky	Arizona	LB	1989-90
JOHNSON, Kevin	Texas Southern	DT	1997
OSBORNE, Chuck	Arizona	DT	1998-99
MICKELL, Darren	Florida	DE	2001
GABAJA-BIAMILA, Akbar*	San Diego State	DE-LB	2003
HAMILTON, Bobby	Southern Mississippi	DE	2004-05
RICHARDSON, Jay	Ohio State	DE	2007-09
WALKER, Vance	Georgia Tech	DT	2013
WILSON, C.J.	East Carolina	DL	2014-15
JACKSON, Brandon	Texas Tech	DL	2016
RUCKER, Frostee	USC	DE	2018
CROSBY, Maxx	Eastern Michigan	DE	2019-21

99

VAUGHAN, Ruben	Colorado	DT-DE	1982
JONES, Sean	Northeastern	DE	1984-87
MOSS, Winston	Miami (Fla.)	LB	1991-94
BRUCE, Audrany*	Auburn	DE	1995-98
TAVES, Josh	Northeastern	DE	2000-01
GRANT, DeLawrence*	Oregon State	DE-LB	2002-03
SAPP, Warren	Miami (Fla.)	DT	2004-07
ELLIS, Greg	North Carolina	DE	2009
Houston, Lamarr	Texas	DE	2010-13
SMITH, Aldon	Missouri	LB	2015
KEY, Arden	LSU	DE	2018-20
FERRELL, Clelin*	Clemson	DE	2021

N/A

1960

(Territorial Selection)	Dale Hackbart, QB, Wisconsin
(First selections)	Carroll Dale, E, Virginia Tech
	Don Norton, E, Iowa
	John Wilcox, T, Oregon
	Michael Wright, T, Minnesota
	Earl Kohlhaas, G, Penn State
	Jerry Stalcup, G, Wisconsin
	Maxie Baughan, C, Georgia Tech
	Abner Haynes, HB, North Texas State
	Silas Woods, HB, Marquette
	Neil MacLean, FB, Wake Forest
	Carmen Cavalli, E, Richmond
	Larry Muff, E, Benedictine
	Chuck Pollard, E, Rice
	Al Witcher, E, Baylor
	Willie Boykin, T, Michigan State
	Don Deskins, T, Michigan
	Ken Fitch, T, Kansas
	Jim O'Brien, T, Boston College
	Cloyd Boyette, T-G, Texas
	Jim Chastain, T-G, Michigan State
	Leon Dumbrowski, T-G, Delaware
	Earl Kohlhaas, G, Penn State
	Billy Roland, G, Georgia
	Jim Andreotti, C, Northwestern
	Jim Otto, C, Miami
	George Blanch, HB, Texas
	Vin Hogan, HB, Boston College
	Bob Jarus, HB, Purdue
	Purcell Daniels, FB, Pepperdine
	Ray Smith, FB, UCLA
	Fran Curci, QB, Miami
	Bobby Lackey, QB, Texas
(Second selections)	Johnny Brewer, E, Mississippi
	Don Edington, E, Florida
	Bill Herron, E, Georgia
	Howard Turlay, E, Louisville
	Al Bansavage, T-G, USC
	Bob Hogue, T-G, Shepherd
	Gerald Lambert, T-G, Texas A&I
	Bob Parker, T-G, East Texas State
	Tony Polychronis, T-G, Utah
	Dan Sheehan, T-G, Tenn.-Chattanooga
	Jim Williams, T-G, North Carolina
	Jim Woodward, T-G, Lamar Tech
	Howard Evans, C, Houston
	Fred Hageman, C, Kansas
	C.J. Alexander, HB, Southeastern
	Pervis Atkins, HB, New Mexico State
	Walter Beach, HB, Central Michigan
	George Boynton, HB, East Texas State
	Rich Mostardo, HB, Kent State
	Sam McCord, QB, East Texas State



C Jim Otto

1961

Rd. Overall	Player, Pos., School
1 4	Joe Rutgens, T, Illinois
2 12	George Fleming, HB, Washington
3 20	Myron Pottios, G, Notre Dame
4 28	Elbert Kimbrough, E, Northwestern
5 36	Dick Norman, QB, Stanford
6 44	Bobby Crespino, HB, Mississippi
7 52	Ray Purdin, HB, Northwestern
8 57	Tom Watkins, HB, Iowa State
8 60	Dick Price, G, Mississippi
9 68	Lowndes Shingler, QB, Clemson
10 76	Ken Peterson, T, Utah
11 84	Dave Mayberry, FB, Utah State
12 92	Bob Schmitz, G, Montana State
13 100	Gerald Burch, E, Georgia Tech
14 108	Clark Miller, T, Utah State
15 116	Bob Coolbaugh, E, Richmond
16 124	Chuck Lamson, HB, Wyoming
17 132	Joe Novsek, T, Tulsa
18 140	Joe Krakoski, HB, Illinois
19 148	Charles Fuller, HB, San Francisco St.
20 156	Preston Powell, FB, Grambling
21 164	Mike Jones, QB, San Jose State
22 172	Blayne Jones, G, Idaho State
23 180	Roger Fisher, C, Utah State
24 188	Jack Novak, G, Miami (Fla.)
25 196	Paul Yanke, E, Northwestern
26 204	Dean Hinshaw, T, Stanford
27 212	Clair Appledorn, E, San Jose St.
28 220	Dave Grosz, QB, Oregon
29 228	Ed Morris, T, Indiana
30 236	Bill Face, HB, Stanford

1962

1 1	Roman Gabriel, QB, No. Carolina St
2 9	Lance Alworth, FL, Arkansas
3 17	Ed Pine, C, Utah
4 25	John Myers, T, Washington
5 33	Joe Hernandez, HB, Arizona
6 41	Dan Birdwell, C, Houston
7 49	Jim Norris, T, Houston
8 57	Ferrell Yarborough, E, Northwestern
9 65	Jim Dillard, HB, Oklahoma State
10 73	Henry Rivera, HB, Oregon State
12 89	Jim Skaggs, G, Washington
12 92	Gary Schwertfeger, LB, Montana
12 94	Oscar Donahue, E, San Jose State
13 97	George Pierovich, FB, California
14 105	Bert Coan, HB, Kansas
15 113	Floyd Dean, E, Florida
16 121	Pat Russ, T, Purdue
17 129	Larry Ferguson, HB, Iowa
18 137	Jim Vollenweider, FB, Miami (Fla.)
19 145	Dennis Spurlock, QB, Whitworth
19 146	Kent Horne, T, BYU
20 153	John Sutro, G, San Jose State
21 161	Bill Tunnickliff, FB, Michigan
22 169	Jim Cadile, E, San Jose State
23 177	Elvin Basham, G, Kansas
24 185	Mickey Bruce, G, Oregon
25 193	Tom Cagaanan, HB, Utah State
26 201	Fred Miller, T, LSU
27 209	Keith Luhnnow, FB, Santa Ana J.C.
28 217	Marv Marinovich, T, USC
29 225	Leon Donohue, E, San Jose State
30 233	Pete Nicklas, T, Baylor
31 241	Bob Elliot, FB, North Carolina
32 249	Bobby Richards, DE, LSU
33 257	Eugene White, HB, Florida A&M
34 265	Bill Worrell, T, Georgia

1963

6 41	Butch Wilson, HB, Alabama
7 49	Dave Costa, T, Utah
8 57	Roger Locke, E, Arizona State
9 65	Jerry Logan, HB, West Texas State
10 73	Ray Schoenke, G, SMU
12 89	Walt Burdin, LB, McNeese State
12 95	Doyle Branson, HB, So. Oregon
13 97	Darnel Hanes, E, Utah State
13 102	Drew Roberts, E, Humboldt State
15 113	Vern Burke, E, Oregon State
16 121	Jim Moss, HB, West Virginia
17 129	John Murio, HB, Whitworth
18 137	Terry Dillon, HB, Montana
18 138	George Hogan, G, Texas A&M
19 145	Tony Fiorentino, G, UCLA
20 153	Rex Mirich, T, Northern Arizona
21 161	Neal Petties, HB, San Diego State
22 169	Hugh Campbell, E, Washington St.
23 177	Jon Anabo, QB, Fresno State
24 185	Dick Peters, T, Whittier
25 193	Bill McFarland, FB, Oklahoma St.
26 201	Dennis Claridge, QB, Nebraska
27 209	Dick Skelly, HB, Florida
28 217	Larry Campbell, FB, Utah State
29 225	Dick Anderson, E, Penn State

1964

1 7	Tony Lorick, HB, Arizona State
2 15	Dan Conners, T, Miami (Fla.)
3 23	George Bednar, T, Notre Dame
4 31	Bill Budness, LB, Boston University
5 39	Don Green, DB, Susquehanna
7 55	John Sapinsky, T, William & Mary
8 63	Vince Petno, DB, Citadel
9 71	John Williamson, G, Louisiana Tech
9 72	Herschel Turner, T, Kentucky
10 79	Mel Renfro, HB, Oregon
11 87	Larry Rakestraw, QB, Georgia
12 95	Billy Lothridge, QB, Georgia Tech
13 103	Mickey Babb, E, Georgia
14 111	Fred Polser, G, East Texas State
15 119	Mike Giers, T, USC
16 127	Ron Wilkening, HB, North Dakota
17 135	Fred Lewis, HB, Massachusetts
18 143	Ron Calcagno, QB, Santa Clara
19 151	Tom Michel, FB, East Carolina
20 159	Ed Beard, T, Tennessee
21 167	Carleton Oats, E, Florida A&M
22 175	Jim Long, FB, Fresno State
23 183	Bill Curry, C, Georgia Tech
24 191	Kent Francisco, T, UCLA
25 199	Terry Sieg, HB, Virginia
26 207	Gordon Guest, QB, Arkansas

1965

1 3	Harry Schuh, T, Memphis State
2 11	Fred Biletnikoff, WR, Florida State
3 19	Bob Svihus, T, USC
4 27	Gus Otto, LB, Missouri
9 67	Rich Zecher, T, Utah State
10 75	Craig Morton, QB, California
11 83	Bill Minor, LB, Illinois
13 99	Wally Mahle, DB, Syracuse
14 107	Loren Hawley, DB, California
15 115	Bill Cronin, DE, Boston College
16 123	Fred Hill, E, USC
17 131	Gary Porterfield, E, Tulsa
18 139	John Dugan, T, Holy Cross
19 147	Frank McClendon, T, Alabama
20 155	Bo Scott, HB, Ohio State

REDSHIRT

1	Larry Todd, HB, Arizona State
2	Jim Harvey, T, Mississippi
3	Steve Mass, T, Detroit
4	Mickey Cox, T, LSU
5	Bob Taylor, G, Cincinnati
6	Gregg Kent, T, Utah
7	John Carroll, T, Texas
8	Henry Pinkett, HB, Baylor
9	Frank Pennie, T, Florida State
10	Brent Berry, T, San Jose State
11	Tom Longo, DB, Notre Dame
12	Dennis Duncan, HB, Louisiana College

1966

1 63	Rodger Bird, DB, Kentucky
2 57	Butch Allison, T, Missouri
3 58	Tom Mitchell, E, Bucknell
4 71	Richard Tyson, G, Tulsa
5 59	Pete Banaszak, HB, Miami (Fla.)
7 60	Franklin McRae, T, Tennessee St.
9 80	Clifton Kinney, LB, San Diego State
10 89	Tony Jeter, E, Nebraska
11 98	Joe Labruzzo, HB, LSU
12 107	Wayne Foster, T, Washington State
13 116	John Niland, G, Iowa
14 125	Mike Johnson, HB, Kansas
15 134	Steve Renko, FB, Kansas
16 143	Craig Ritchey, DB, Stanford
17 152	Ted Holman, DB, Syracuse
18 161	Art Robinson, E, Florida A&M
19 170	Jack Shinholser, LB, Florida State
20 179	Steve Bowman, FB, Alabama

REDSHIRT

1	Rod Sherman, HB, USC
2	Tom Chikowski, T, Maryland
3	Ron Parson, E, Austin Peay
4	John Crumbacher, T, Tennessee
5	George Patton, T, Georgia
6	Dan Archer, T, Oregon
7	Bill Thomas, HB, Oklahoma
8	Ray Schmautz, LB, San Diego St.
9	Mel Tom, LB, San Jose State
10	Joe O'Brien, FB, Texas-Arlington
11	Mike Brundage, QB, Oregon



G Gene Upshaw

1967

1 17	Gene Upshaw, G, Texas A&I
3 75	Bill Fairband, LB, Colorado
4 96	James Roy Jackson, E, Oklahoma
5 124	Gerald Warfield, HB, Mississippi
5 131	Mike Hibler, LB, Stanford
6 155	Rick Egloff, QB, Wyoming
7 176	Ron Lewellen, DT, Tennessee-Martin
8 188	Estes Banks, RB, Colorado
9 228	Mark De Villing, LB, Muskingum
10 253	Richard Sligh, T, No. Carolina Central
11 280	Duane Benson, LB, Hamline
12 306	Bob Kruse, T, Colorado State
13 362	Len Kleinpeter, E, SW Louisiana
14 333	Casey Boyett, E, BYU
15 384	Ben Woodson, HB, Utah
16 409	Don Bruce, G, Virginia Tech
17 436	Mike Cullin, DE, Slippery Rock

1968

1	25	Eldridge Dickey, QB, Tennessee St.
2	52	Ken Stabler, QB, Alabama
3	80	Art Shell, T, Maryland State
4	110	Charlie Smith, RB, Utah
5	136	John Naponick, T, Virginia
7	168	John Harper, C, Adams State
7	190	George Atkinson, DB, Morris Brown
9	244	John Eason, TE, Florida A&M
10	271	Rick Owens, DB, Pennsylvania
11	277	Marv Hubbard, FB, Colgate
11	298	Chip Oliver, LB, USC
12	326	Larry Plantz, WR, Colorado
13	352	Larry Blackstone, RB, Fairmont St.
14	379	Ray Carlson, LB, Hamline
15	406	Mike Leinert, RB, Texas Tech
16	433	David Morrison, DB, Texas State
17	460	Steve Berry, E, Catawba

1969

1	22	Art Thoms, DL, Syracuse
2	50	George Buehler, OL, Stanford
3	75	Lloyd Edwards, TE, San Diego St.
4	100	Ruby Jackson, DL, New Mexico St.
6A	136	Ken Newfield, RB, LSU
6B	153	Jackie Allen, DB, Baylor
7	178	Finnis Taylor, DB, Prairie View
9	234	Drew Buie, WR, Catawba
11	284	Harold Rice, LB, Tennessee A&I
12	317	Al Goddard, DB, J.C. Smith
13	334	Dave Husted, LB, Wabash
14	362	Harold Busby, WR, UCLA
15	387	Alvin Presnell, RB, Alabama A&M
16	412	Junior Davis, LB, Alabama
17	440	Billy Austin, G, Arkansas AM&N

1970

1	24	Raymond Chester, TE, Morgan St.
2	50	Ted Koy, RB, Texas
3	76	Gerald Irons, LB, Maryland State
4	102	Tony Cline, LB, Miami (Fla.)
5	128	Art Laster, T, Maryland State
6	154	Alvin Wyatt, DB, Bethune-Cookman
7	180	Steve Svitak, LB, Boise State
8	207	Mike Wynn, DE, Nebraska
9	232	Ike Hill, DB, Catawba
10	258	Gordon Bosserman, T, UCLA
11	284	Emery Hicks, LB, Kansas
12	310	Jerry DeLoach, G, UC Davis
13	336	Don Highsmith, RB, Michigan St.
14	362	John Riley, K, Auburn
15	392	Fred Moore, DB, Washington State
16	414	Tim Roth, C, South Dakota State
17	439	Eric Stolberg, WR, Indiana

1971

1	19	Jack Tatum, DB, Ohio State
2	45	Phil Villapiano, LB, Bowling Green
3	73	Warren Koegel, C, Penn State
4	97	Clarence Davis, RB, USC
5	123	Bob Moore, TE, Stanford
6	149	Greg Slough, LB, USC
7	157	Don Martin, DB, Yale
9	227	Dave Garnett, RB, Pittsburgh
10A	238	Bill West, DB, Tennessee State
10B	253	Tim Oesterling, DT, UCLA
11	279	James Poston, DT, South Carolina
12	305	Horace Jones, DE, Louisville
13	334	Mick Natzel, DB, Central Michigan
14	357	Tom Gipson, DT, North Texas State
15	383	Andy Giles, LB, William & Mary
16	412	Tony Stawarz, DB, Miami (Fla.)
17	442	Chuck Hill, WR, Sam Houston St.

1972

1	21	Mike Siani, WR, Villanova
2A	33	Kelvin Korver, DT, Texas A&M
2B	43	John Vella, T, USC
3	72	Mel Lunsford, DE, Central St.
4A	98	Cliff Branch, WR, Colorado
4B	100	Dave Dalby, C, UCLA
6	131	Dan Medlin, DT, North Carolina St.
7A	173	Ray Jamieson, RB, Memphis
7B	176	Skip Thomas, DB, USC
7C	178	Dennis Pete, DB, San Francisco St.
8	202	Jackie Brown, RB, Stanford
9	228	Dave Bigler, RB, Morningside
10	254	Phil Price, DB, Idaho State
11	277	Joe Carroll, LB, Pittsburgh
12	306	Kent Gaydos, TE, Florida State
13	333	Ted Covington, WR, San Fernando St.
14	358	Dennis Cambal, RB, William & Mary
15A	364	Charles Hester, RB, Central St.
15B	384	Dave Snesrud, LB, Hamline
16	410	Willie Wright, WR, No. Carolina A&T

1973

1	23	Ray Guy, P, Southern Mississippi
2	49	Monte Johnson, LB, Nebraska
4A	92	Perry Smith, DB, Colorado State
4B	101	Joe Wylie, WR, Oklahoma
5A	124	Louis Neal, WR, Prairie View
5B	127	Ron Mikołajczyk, T, Tampa
6	153	Brent Myers, T, Purdue
7	179	Gary Weaver, LB, Fresno State
8	205	Mike Rae, QB, USC
9	231	Steve Sweaney, WR, California
10	257	Leo Allen, WR, Tuskegee
11	283	Jerry List, RB, Nebraska
12	309	James Krapf, LB, Alabama
14	361	Bruce Polen, DB, William Penn
15	387	David Leffers, G, Vanderbilt
16	413	Jerry Gadlin, WR, Wyoming
17	439	Mike Ryan, C, USC

SUPPLEMENTAL DRAFT

1	Blenda Gay, DE, Fayetteville State
---	------------------------------------

1974

1	19	Henry Lawrence, T, Florida A&M
2	45	Dave Casper, TE, Notre Dame
3	75	Mark van Eeghen, RB, Colgate
4	93	Morris Bradshaw, WR, Ohio State
5	123	Pete Wessel, DB, Northwestern
6	148	James McAlister, RB, UCLA
7	175	Rod Garcia, K, Stanford
9	227	Kenith Pope, DB, Oklahoma
10	253	Chris Arnold, DB, Virginia State
11	279	Harold Hart, RB, Texas Southern
12	305	Noe Gonzalez, RB, SW Texas St.
13	330	Mike Denney, LB, So. Mississippi
14	357	Don Willingham, RB, Wisc.-Milwaukee
15	383	Greg Mathis, DB, Idaho State
16	409	Delario Robinson, WR, Kansas
17	435	James Morris, DT, Missouri Valley

1975

1	24	Neal Colzie, DB, Ohio State
2	45	Charles Phillips, DB, USC
3	76	Louis Carter, RB, Maryland
5	128	David Humm, QB, Nebraska
7	180	James Daniels, DB, Texas A&M
9	232	Harry Knight, QB, Richmond
10	259	Steve Sylvester, G, Notre Dame
12	310	Jack Magee, C, Boston College
14	362	Tom Doyle, DB, Yale
15	389	Paul Careathers, RB, Tennessee

1976

2A	34	Charles Philyaw, DE, Texas Southern
2B	50	Jeb Blount, QB, Tulsa
3	84	Rik Bonness, LB, Nebraska
4	110	Herb McMath, DE, Morningside
5	146	Fred Steinfort, K, Boston College
7	204	Clarence Chapman, WR, E. Michigan
8A	220	Jerome Dove, DB, Colorado State
8B	231	Terry Kunz, RB, Colorado
10	286	Dwight Lewis, DB, Purdue
11	313	Rick Jennings, RB, Maryland
12	343	Cedric Brown, DB, Kent State
13A	367	Craig Crnick, DE, Idaho
13B	370	Mark Young, G, Washington State
14	397	Calvin Young, RB, Fresno State
15	427	Carl Hargrave, DB, Upper Iowa
16	454	Doug Hogan, DB, USC
17A	478	Buddy Tate, DB, Tulsa
17B	481	Nate Beasley, RB, Delaware

1977

2A	35	Mike Davis, DB, Colorado
2B	57	Ted McKnight, RB, Minnesota-Duluth
4	112	Mickey Marvin, G, Tennessee
5A	126	Lester Hayes, DB, Texas A&M
5B	139	Jeff Barnes, LB, California
7	190	Rich Martini, WR, UC Davis
8	223	Terry Robiskie, RB, LSU
12A	317	Rod Martin, LB, USC
12B	334	Rolf Benirschke, K, UC Davis

1978

2	54	Dave Browning, DE, Washington
3A	57	Derrick Jensen, RB, Texas-Arlington
3B	82	Lindsey Mason, T, Kansas
4A	86	Maurice Harvey, DB, Ball State
4B	108	Joe Stewart, WR, Missouri
5	136	Derrick Ramsey, TE, Kentucky
6A	143	Tom Davis, C, Nebraska
6B	164	Mike Levenseller, WR, Washington St.
7A	176	Arthur Whittington, RB, SMU
7B	192	Earl Innon, LB, Bethune-Cookman
8	207	Mark Nichols, LB, Colorado State
11A	291	Dean Jones, WR, Fresno State
11B	304	Bob Glazebrook, DB, Fresno State
12	332	Joe Conron, WR, Pacific

1979

2	42	Willie Jones, DE, Florida State
6A	142	Ira Matthews, KR, Wisconsin
6B	156	Henry Williams, DB, San Diego State
7	175	Jack Matia, T, Drake
8	209	Robert Hawkins, RB, Kentucky
9	238	Jim Rourke, T, Boston College
10	259	Ricky Smith, DB, Tulane
11	294	Bruce Davis, T, UCLA
12A	316	Dirk Abernathy, DB, Bowling Green
12B	320	Reggie Kinlaw, DT, Oklahoma

1980

1	15	Marc Wilson, QB, BYU
2	43	Matt Millen, LB, Penn State
5A	125	Kenny Lewis, RB, Virginia Tech
5B	126	John Adams, LB, LSU
5C	128	William Bowens, LB, North Alabama
7	173	Malcolm Barnwell, WR, Virginia Union
8	194	Kenny Hill, DB, Yale
10	264	Walter Carter, DT, Florida State
11	291	Mike Massey, LB, Arkansas
12	322	Calvin Muhammad, WR, Texas Southern

1981

1A	21	Ted Watts, CB, Texas Tech
1B	23	Curt Marsh, T, Washington
2	48	Howie Long, DE, Villanova
4	111	Johnny Robinson, DT, Louisiana Tech
5	118	James Davis, CB, Saginaw Valley St.
9	248	Curt Mohl, T, UCLA
10	276	Frank Hawkins, RB, Nevada
11	304	Chester Willis, RB, Auburn
12	332	Phil Nelson, TE, Delaware



DE Howie Long

1982

1	10	Marcus Allen, RB, USC
2A	35	Jack Squirek, LB, Illinois
2B	37	Jim Romano, C, Penn State
3	64	Vann McElroy, S, Baylor
4	91	Ed Muransky, T, Michigan
5	123	Ed Jackson, LB, Louisiana Tech
7	177	Jeff Jackson, DE, Toledo
10	263	Rich D'Amico, LB, Penn State
11	289	Willie Turner, WR, LSU
12	316	Randy Smith, WR, East Texas State

1983

1	26	Don Mosebar, T, USC
2	54	Bill Pickel, DT, Rutgers
3	82	Tony Caldwell, LB, Washington
4	110	Greg Townsend, DE, TCU
5	138	Dokie Williams, WR, UCLA
7	194	Jeff McCall, RB, Clemson
8	222	Mike Dotterer, RB, Stanford
9	249	Kent Jordan, TE, St. Mary's
10	277	Mervyn Fernandez, WR, San Jose St.
12	333	Scott Lindquist, QB, No. Arizona

1984

2	51	Sean Jones, DT, Northeastern
3	84	Joe McCall, RB, Pittsburgh
5	127	Andy Parker, TE, Utah
6	168	Stacey Toran, S, Notre Dame
7	183	Mitch Willis, DE, SMU
8	224	Sam Seale, WR, Western State
11	282	Gardner Williams, CB, St. Mary's
12	336	Randy Essington, QB, Colorado

SUPPLEMENTAL DRAFT (USFL & CFL PLAYERS)

1	28	Chris Woods, WR, Auburn (Edmonton)
2	56	Stewart Hill, LB, Washington (Edmonton)
3	84	James Farr, G, Clemson (Washington)

1985

1	23	Jessie Hester, WR, Florida State
3A	79	Tim Moffett, WR, Mississippi
3B	80	Stefon Adams, DB, East Carolina
4	107	Jamie Kimmel, LB, Syracuse
5	135	Dan Reeder, RB, Delaware
6	143	Rusty Hilger, QB, Oklahoma State
7A	186	Kevin Belcher, T, Wisconsin
7B	188	Mark Pattison, WR, Washington
7C	191	Bret Clark, DB, Nebraska
7D	192	Nick Haden, C, Penn State
8	220	Leonard Wingate, DT, So. Carolina St.
9	246	Chris Sydnor, DB, Penn State
10A	275	Reggie McKenzie, LB, Tennessee
10B	276	Albert Myres, DB, Tulsa
11	303	Steve Strachan, RB, Boston College
12	332	Raymond Polk, DB, Oklahoma State

1986

1	24	Bob Buczkowski, DE, Pittsburgh
3	80	Brad Cochran, CB, Michigan
4A	85	Mike Wise, DE, UC Davis
4B	103	Vance Mueller, RB, Occidental
4C	108	Napoleon McCallum, RB, Navy
6	164	Doug Marrone, T, Syracuse
7	191	Bill Lewis, C, Nebraska
8	219	Joe Mauntel, LB, Eastern Kentucky
9	246	Zeph Lee, RB, USC
10	275	Jeff Reinke, DE, Mankato State
11	302	Randell Webster, LB, SW Oklahoma St.
12	330	Larry Shephard, WR, Houston

1987

1	15	John Clay, T, Missouri
2	52	Bruce Wilkerson, T, Tennessee
3	81	Steve Smith, RB, Penn State
4	110	Steve Beuerlein, QB, Notre Dame
7	183	Bo Jackson, RB, Auburn
9	238	Scott Eccles, TE, E. New Mexico
10A	254	Rob Harrison, RB, Sacramento State
10B	265	John Gesek, G, Sacramento State
10C	273	Jim Ellis, LB, Boise State
11A	288	Chris McLemore, RB, Arizona
11B	294	Mario Perry, TE, Mississippi

1988

1A	6	Tim Brown, WR, Notre Dame
1B	9	Terry McDaniel, CB, Tennessee
1C	25	Scott Davis, DE, Illinois
4	90	Tim Rother, DT, Nebraska
5	131	Dennis Price, CB, UCLA
6	143	Erwin Grabisna, LB, Case W. Reserve
7	171	Derrick Crudup, DB, Oklahoma
8	199	Mike Alexander, WR, Penn State
9A	227	Reggie Ware, RB, Auburn
9B	229	Scott Tabor, P, California
10	255	Newt Harrell, G, West Texas State
11	283	David Weber, QB, Carroll College
12	311	Greg Kunkel, G, Kentucky

1989

2	29	Steve Wisniewski, G, Penn State (Acquired via trade with Dallas)
6A	140	Jeff Francis, QB, Tennessee
6B	156	Doug Lloyd, RB, North Dakota St.
8	205	Derrick Gainer, RB, Florida A&M
9	235	Gary Gooden, WR, Indiana
10	262	Charles Jackson, DT, Jackson St.

1990

1	11	Anthony Smith, DE, Arizona
2	37	Aaron Wallace, LB, Texas A&M
4	95	Torin Dorn, CB, North Carolina
6	149	Marcus Wilson, RB, Virginia
7	173	Garry Lewis, CB, Alcorn State
8	197	A.J. Jimerson, LB, Norfolk State
9	230	Leon Perry, RB, Oklahoma
11A	303	Ron Lewis, WR, Jackson State
11B	304	Myron Jones, RB, Fresno State
12A	317	Major Harris, QB, West Virginia
12B	331	Demetruis Davis, TE, Nevada

1991

1	24	Todd Marinovich, QB, USC
2	43	Nick Bell, RB, Iowa
4	100	Raghib Ismail, WR, Notre Dame
6	146	Nolan Harrison, DT, Indiana
8A	213	Brian Jones, LB, Texas
8B	219	Todd Woulard, LB, Alabama A&M
9	247	Tahaun Lewis, CB, Nebraska
10	274	Andrew Glover, TE, Grambling State
12	330	Dennis Johnson, CB, Winston-Salem St.

1992

1	16	Chester McGlockton, DT, Clemson
2	32	Greg Skrepenak, T, Michigan
5	128	Derrick Hoskins, S, So. Mississippi
6	156	Tony Rowell, C, Florida
7A	173	Curtis Cotton, S, Nebraska
7B	185	Kevin Smith, RB, UCLA
10	268	Alberto White, LB, Texas Southern
12	324	Tom Roth, G, Southern Illinois

1993

1	12	Patrick Bates, S, Texas A&M
3A	58	Billy Joe Hobert, QB, Washington
3B	72	James Trapp, CB, Clemson
5	125	Olanda Truitt, WR, Mississippi St.
7	181	Greg Biekert, LB, Colorado
8	208	Greg Robinson, RB, NE Louisiana

1994

1	22	Rob Fredrickson, LB, Michigan St.
2	52	James Folston, DE, NE Louisiana
3	80	Calvin Jones, RB, Nebraska
4	120	Austin Robbins, DT, North Carolina
5	159	Roosevelt Patterson, G, Alabama
7	217	Rob Holmberg, LB, Penn State

1995

1	18	Napoleon Kaufman, RB, Washington
2	49	Barret Robbins, C, TCU
3	86	Joe Aska, RB, Central Oklahoma
4	118	Mike Morton, LB, North Carolina
5A	138	Matt Dyson, LB, Michigan
5B	154	Jeff Kysar, T, Arizona State
6	190	Eli Herring, T, BYU



G Steve Wisniewski

1996

1	9	Rickey Dudley, TE, Ohio State
2	57	Lance Johnstone, DE, Temple
5	166	La'Roi Glover, DT, San Diego State
6	183	Tim Hall, RB, Robert Morris
7A	220	Sedric Clark, LB, Tulsa
7B	224	Darius Smith, C, Sam Houston St.
7C	248	Joey Wylie, G, Stephen F. Austin

1997

1	2	Darrell Russell, DT, USC
3A	72	Adam Treu, G, Nebraska
3B	85	Tim Kohn, G, Iowa State
4	123	Chad Levitt, RB, Cornell
6A	172	Calvin Branch, CB, Colorado St.
6B	193	Grady Jackson, DT, Knoxville

1998

1A	4	Charles Woodson, CB, Michigan
1B	23	Mo Collins, T, Florida
2	31	Leon Bender, DT, Washington St.
3	63	Jon Ritchie, RB, Stanford
4	109	Gennaro DiNapoli, G, Virginia Tech
5A	127	Jeremy Brigham, TE, Washington
5B	152	Travian Smith, LB, Oklahoma
7A	230	Vince Amey, DE, Arizona State
7B	235	David Sanders, DE, Arkansas

1999

1	18	Matt Stinchcomb, T, Georgia
2	40	Tony Bryant, DE, Florida State
4	102	Dameane Douglas, WR, California
5A	146	Eric Barton, LB, Maryland
5B	153	Rod Coleman, LB, East Carolina
6	188	Daren Yancey, DT, BYU
7	224	Joluan Armour, LB, Miami (Ohio)

2000

1	17	Sebastian Janikowski, K, Florida State
2	47	Jerry Porter, WR, West Virginia
4	107	Junior Ioane, DT, Arizona State
5	142	Shane Lechler, P, Texas A&M
7A	227	Mondriel Fulcher, TE, Miami (Fla.)
7B	231	Clifton Black, S, Texas State

2001

1	28	Derrick Gibson, S, Florida State
2	59	Marques Tuiasosopo, QB, Washington
3	89	DeLawrence Grant, DE, Oregon State
5	158	Raymond Peryman, S, Northern Arizona
6	184	Chris Cooper, DT, Nebraska-Omaha
7A	228	Derek Combs, RB, Ohio State
7B	229	Ken-Yon Rambo, WR, Ohio State

2002

1A	17	Phillip Buchanan, CB, Miami (Fla.)
1B	23	Napoleon Harris, LB, Northwestern
2A	53	Langston Walker, OL, California
2B	55	Doug Jolley, TE, BYU
5	147	Kenyon Coleman, DE, UCLA
6A	189	Keyon Nash, S, Albany State (Ga.)
6B	197	Larry Ned, RB, San Diego State
7	235	Ronald Curry, QB, North Carolina

2003

1A	31	Nnamdi Asomugha, CB, California
1B	32	Tyler Brayton, DE, Colorado
2	63	Teyo Johnson, TE, Stanford
3A	83	Sam Williams, DE, Fresno State
3B	96	Justin Fargas, RB, USC
4	129	Shurron Pierson, DE, South Florida
5	167	Doug Gabriel, WR, UCF
6	204	Dustin Rykert, T, BYU
7A	246	Siddeeq Shabazz, S, New Mexico St.
7B	262	Ryan Hoag, WR, Gustavus Adolphus



CB Nnamdi Asomugha

2004

1	2	Robert Gallery, T, Iowa
2	45	Jake Grove, C, Virginia Tech
3	67	Stuart Schweigert, S, Purdue
4	99	Carlos Francis, WR, Texas Tech
5	134	Johnnie Morant, WR, Syracuse
6A	166	Shawn Johnson, DE, Delaware
6B	182	Cody Spencer, LB, North Texas
7A	245	Courtney Anderson, TE, San Jose St.
7B	255	Andre Sommersell, LB, Colorado State

2005

1	23	Fabian Washington, CB, Nebraska
2	38	Stanford Rutter, CB, Houston
3A	69	Andrew Walton, CB, Arizona State
3B	78	Kirk Morrison, LB, San Diego State
6A	175	Anttaj Hawthorne, DT, Wisconsin
6B	212	Ryan Riddle, LB, California
6C	214	Pete McMahon, T, Iowa

2006

1	7	Michael Huff, DB, Texas
2	38	Thomas Howard, LB, UTEP
3	69	Paul McQuistan, OL, Weber State
4	101	Darnell Bing, LB, USC
6	176	Kevin Boothe, OL, Cornell
7A	214	Chris Morris, OL, Michigan State
7B	255	Kevin McMahan, WR, Maine

2007

1	1	JaMarcus Russell, QB, LSU
2	38	Zach Miller, TE, Arizona State
3A	65	Quentin Moses, DE, Georgia
3B	91	Mario Henderson, T, Florida State
3C	99	Johnnie Lee Higgins, WR, UTEP
4A	100	Michael Bush, RB, Louisville
4B	110	John Bowie, CB, Cincinnati
5A	138	Jay Richardson, DE, Ohio State
5B	165	Eric Frampton, S, Washington State
6	175	Oren O'Neal, RB, Arkansas State
7	254	Jonathan Holland, WR, Louisiana Tech

2008

1	4	Darren McFadden, RB, Arkansas
4A	100	Tyvon Branch, DB, Connecticut
4B	125	Arman Shields, WR, Richmond
6	169	Trevor Scott, DE, Buffalo
7	226	Chaz Schilens, WR, San Diego State

2009		
1	7	Darrius Heyward-Bey, WR, Maryland
2	47	Mike Mitchell, S, Ohio
3	71	Matt Shaughnessy, DE, Wisconsin
4A	124	Louis Murphy, WR, Florida
4B	126	Slade Norris, LB, Oregon State
6A	199	Stryker Sulak, DE, Missouri
6B	202	Brandon Myers, TE, Iowa

2010		
1	8	Rolando McClain, LB, Alabama
2	44	Lamarr Houston, DE, Texas
3	69	Jared Veldheer, T, Hillsdale
4A	106	Bruce Campbell, T, Maryland
4B	108	Jacoby Ford, WR, Clemson
5	138	Walter McFadden, CB, Auburn
6	190	Travis Goethel, LB, Arizona State
7A	215	Jeremy Ware, CB, Michigan State
7B	251	Stevie Brown, S, Michigan

2011		
2	48	Stefen Wisniewski, C, Penn State
3A	81	DeMarcus Van Dyke, CB, Miami (Fla.)
3B	92	Joe Barksdale, T, LSU
4A	113	Chimdi Chekwa, CB, Ohio State
4B	125	Taiwan Jones, RB, Eastern Washington
5	148	Denarius Moore, WR, Tennessee
6	181	Richard Gordon, TE, Miami (Fla.)
7	241	David Ausberry, TE, USC
SUPPLEMENTAL DRAFT		
3		Terrelle Pryor, QB, Ohio State

2012		
3	95	Tony Bergstrom, G, Utah
4	129	Miles Burris, LB, San Diego State
5A	158	Jack Crawford, DE, Penn State
5B	168	Juron Criner, WR, Arizona
6	189	Christo Bilukidi, DT, Georgia State
7	230	Nathan Stupar, LB, Penn State

2013		
1	12	DJ Hayden, CB, Houston
2	42	Menelik Watson, T, Florida State
3	66	Sio Moore, LB, Connecticut
4	112	Tyler Wilson, QB, Arkansas
6A	172	Nick Kasa, TE, Colorado
6B	181	Latavius Murray, RB, UCF
6C	184	Mychal Rivera, TE, Tennessee
6D	205	Stacy McGee, DT, Oklahoma
7A	209	Brice Butler, WR, San Diego State
7B	233	David Bass, DE, Missouri Western St.

2014		
1	5	Khalil Mack, LB, Buffalo
2	36	Derek Carr, QB, Fresno State
3	81	Gabe Jackson, G, Mississippi State
4A	107	Justin Ellis, DT, Louisiana Tech
4B	116	Keith McGill II, CB, Utah
7A	219	TJ Carrie, CB, Ohio
7B	235	Shelby Harris, DE, Illinois State
7C	247	Jonathan Dowling, S, Western Kentucky



RB Josh Jacobs, DE Clelin Ferrell and S Jothannan Abram

2015		
1	4	Amarì Cooper, WR, Alabama
2	35	Mario Edwards Jr., DE, Florida State
3	68	Clive Walford, TE, Miami (Fla.)
4	128	Jon Feliciano, G, Miami (Fla.)
5A	140	Ben Heeney, LB, Kansas
5B	161	Neiron Ball, LB, Florida
6	179	Max Valles, DE, Virginia
7A	218	Anthony Morris, T, Tennessee St.
7B	221	Andre Debose, WR, Florida
7C	242	Dexter McDonald, DB, Kansas

2016		
1	14	Karl Joseph, S, West Virginia
2	44	Jihad Ward, DL, Illinois
3	75	Shilique Calhoun, LB, Michigan State
4	100	Connor Cook, QB, Michigan State
5	143	DeAndre Washington, RB, Texas Tech
6	194	Cory James, LB, Colorado State
7	234	Vadal Alexander, G, LSU

2017		
1	24	Gareon Conley, CB, Ohio State
2	56	Obi Melifonwu, S, Connecticut
3	88	Eddie Vanderdoes, DT, UCLA
4	129	David Sharpe, T, Florida
5	168	Marquel Lee, LB, Wake Forest
7A	221	Shalom Luani, S, Washington State
7B	231	Jylan Ware, T, Alabama State
7C	242	Elijah Hood, RB, North Carolina
7D	244	Treyvon Hester, DT, Toledo

2018		
1	15	Koltan Miller, T, UCLA
2	57	P.J. Hall, DT, Sam Houston St.
3A	65	Brandon Parker, T, North Carolina A&T
3B	87	Arden Key, DE, LSU
4	110	Nick Nelson, CB, Wisconsin
5A	140	Maurice Hurst, DT, Michigan
5B	173	Johnny Townsend, P, Florida
6	216	Azeem Victor, LB, Washington
7	228	Marcell Ateman, WR, Oklahoma State

2019		
1A	4	Clelin Ferrell, DE, Clemson
1B	24	Josh Jacobs, RB, Alabama
1C	27	Johnathan Abram, S, Mississippi State
2	40	Trayvon Mullen, CB, Clemson
4A	106	Maxx Crosby, DE, Eastern Michigan
4B	129	Isaiah Johnson, CB, Houston
4C	137	Foster Moreau, TE, LSU
5	149	Hunter Renfrow, WR, Clemson
7	230	Quinton Bell, DE, Prairie View A&M

2020		
1A	12	Henry Ruggs III, WR, Alabama
1B	19	Damon Arnette, CB, Ohio State
3A	80	Lynn Bowden Jr., RB, Kentucky
3B	81	Bryan Edwards, WR, South Carolina
3C	100	Tanner Muse, LB, Clemson
4A	109	John Simpson, G, Clemson
4B	139	Amik Robertson, CB, Louisiana Tech

2021		
1	17	Alex Leatherwood, T, Alabama
2	43	Tre'von Moehrig, S, TCU
3A	79	Malcolm Koonce, DE, Buffalo
3B	80	Dvine Deablo, LB, Virginia Tech
4	143	Tyree Gillespie, S, Missouri
5	167	Nate Hobbs, CB, Illinois
7	230	Jimmy Morrissey, C, Pittsburgh

2022		
3	90	Dylan Parham, G, Memphis
4	122	Zamir White, RB, Georgia
4	126	Neil Farrell Jr., DT, LSU
5	175	Matthew Butler, DT, Tennessee
7	238	Thayer Munford Jr., T, Ohio State
7	250	Brittain Brown, RB, UCLA

Name	College	Position Coached	Years
ADAMS, Tim	Air Force	Strength and Conditioning	2003
ADOLPH, Dave	Akron	Defense, Linebackers	1989-91, 1997-98
ANNO, Sam	USC	Defensive Assistant	2015-17
ANSLEY, Derrick	Troy	Defensive Backs	2018
APRIL, Bobby	Nicholls State	Special Teams Coordinator	2013-14
ASH, Chris	Drake	Defensive Backs	2022
AVEZZANO, Joe	Florida State	Special Teams Coordinator	2004-05
BATISTE, D'Anthony	Louisiana-Lafayette	Strength and Conditioning Assistant	2018-22
BAYLESS, Martin	Bowling Green	Special Teams Assistant	2004-05
BENNETT, Edgar	Florida State	Wide Receivers	2018-22
BERBENICH, Tim	Hamilton College	Quality Control - Offense	2018-21
BIEKERT, Greg	Colorado	Linebackers	2011
BILETNIKOFF, Fred	Florida State	Quality Control-Offense/Wide Receivers	1989-2006
BISACCIA, Rich	Yankton College	Assistant Head Coach/Special Teams Coordinator	2018-21
BOARD, Dwaine	North Carolina A&T	Defensive Line	2009
BOGHOSIAN, Sam	UCLA	Offensive Line	1979-87
BONJOL, Chris	Louisiana Tech	Assistant Special Teams	2014
BRADLEY, Gus	North Dakota State	Defensive Coordinator	2021
BRESENHAAN, Chuck	Navy	Defensive Backs/Defensive Coordinator	1998-2003, 2011
BRIGILLO, Carmen	Duquesne	Offensive Line	2022
BROWN, Willie	Grambling	Defensive Backs/Squad Development	1979-88, 1995-11
BUCKNER, Brentson	Clemson	Defensive Line	2019
BUEGEL, Joe	Western Kentucky	Assistant Head Coach-Offense	1995-96
BURNS, Keith	Arkansas	Assistant Special Teams	2012-13
CABLE, Tom	Idaho	Offensive Line	2007-08, 2018-21
CALLAHAN, Bill	Illinois Benedictine	Offensive Coordinator/Offensive Line/Tight Ends	1998-2001
CALLAHAN, Brian	UCLA	Quarterbacks	2018
CASULLO, Bob	Brockport State	Special Teams	2000-03
CLANCY, Sam	Pittsburgh	Defensive Line	2004-05
CLEMMONS, Cameron	Western Kentucky	Offensive Quality Control/Assistant Offensive Line	2020-22
COE, Charles	Kansas State	Wide Receivers	2007
COLEMAN, Marco	Georgia Tech	Assistant Defensive Line	2018
COLLETTI, Jim	UCLA	Offensive Line	2005
CODY, Ed	Purdue	Assistant Coach	1960
CONKRIGHT, Red	Oklahoma	Defensive Coach	1962
CREGG, James	Colorado State	Assistant Offensive Line	2007-08
CUNNINGHAM, Gunther	Oregon	Linebackers/Defensive Line	1991-94
DAHMS, Tom	San Diego State	Defensive Line	1963-78
DAISHER, Ted	Western Michigan	Special Teams Coordinator	2012-16
DEFILIPPO, John	James Madison	Quarterbacks	2007-08, 2012-14
DICKSON, George	Notre Dame	Defensive Backfield	1961
DOWNING, Todd	Minnesota	Quarterbacks/Offensive Coordinator	2015-17
DRAYTON, Maurice	The Citadel	Assistant Special Teams	2022
DUNN, John	Penn State	Strength and Conditioning	1987-89
EATMAN, Irv	UCLA	Co-Offensive Line	2006
EDWARDS, Matt	Miami (Ohio)	Defensive Assistant/Pass Rush Specialist	2022
ENGBERG, Lewis (or Bugsy)	East Tennessee State	Kicking	1968
ERBER, Lew	Montclair State	Offensive Backfield/Wide Receivers	1976-81
ERKENBECK, Jim	San Diego State	Tight Ends	1999-2001
ETO, Darryl	Arizona	Assistant Strength and Conditioning	2015-17
FASSEL, Jim	Long Beach State	Quarterbacks	1995
FASSEL, John	Weber State	Asst. Special Teams/Special Teams	2008-11
FEENEY, Matt	John Carroll	Defensive Quality Control	2022
FELDMAN, Marty	Stanford	Assistant Coach	1960-61
FISH, Jeff	Western Carolina	Strength and Conditioning	2004-07
FLORES, Tom	Pacific	Receivers	1972-78
FORD, Robert	Houston	Quality Control-Offense	2006
FOX, John	San Diego State	Defensive Coordinator	1994-95
FRANKLIN, Chet	Utah	Defensive Backfield	1980-86
FRANKLIN, Jethro	Fresno State	Defensive Line	2015-17
FULLAGAR, Hugh	University of Wollongong	Strength and Conditioning Assistant	2017
FULLER, Curtis	TCU	Quality Control-Special Teams	2007
GANSZ, Frank Jr	Citadel	Special Teams	1998-99
GIBBS, Alex	Davidson	Assistant to Head Coach	1988-89
GIEMONT, Garrett	Fullerton College	Strength and Conditioning	1995-2003
GILMORE, Ted	Wyoming	Wide Receivers	2012-14
GOMES, Joe	St. Mary's (England)	Strength and Conditioning	2015-17
GRAHAM, Patrick	Yale	Defensive Coordinator	2022
GRIECO, John	Florida	Assistant Strength and Conditioning	2012-14
GRIFFITH, Justin	Mississippi State	Quality Control-Offense	2012-14
GRISWOLD, Chris	Hobart	Quality Control-Defense	2002-05
GRUDEN, Deuce	Lafayette College	Strength and Conditioning Assistant	2018-22
GRUNEISEN, Sam	Villanova	Linebackers	1987-90
GUENTHER, Paul	Ursinus	Defensive Coordinator	2018-20
GUIDICI, Fred	San Jose State	Quality Control-Defense	1995
GUY, John	North Carolina A&T	Defensive Assistant	1995-97
HACKETT, Paul	UC Davis	Quarterbacks	2009-10
HALL, Sid	Pacific	Linebackers	1969-70
HALLCHAK, Mike	USC	Linebackers	2009-10
HAMILTON, Ray	Oklahoma	Defensive Line	1993-94
HANSON, Randy	Pacific (Ore.)	Assistant Defensive Backs/Assistant Coach, Defense	2007-09
HARBAUGH, Jim	Michigan	Offensive Assistant	2002-03
HARDEGREE, Bo	Tennessee	Quarterbacks	2022
HARRIS, Bishop	North Carolina Central	Running Backs	1995-97
HASLETT, Jim	Indiana of Pennsylvania	Linebackers	1993-94

HELTON, Kim	Florida	Offensive Line	1990-92
HENRY, Adam	McNeese State	Quality Control-Offense/Tight Ends	2007-11
HOFFMAN, Steve	Dickinson (Penn.)	Special Teams Coordinator	2012
HOLLAND, Johnny	Texas A&M	Linebackers	2012
HOLOVAK, Mike	Boston College	Receivers	1971
HOLT, Tim	Southern Connecticut St.	Assistant Offensive Line	2015-17
HOLZ, Nick	Colorado	Offensive Assistant/Quality Control-Offense/Asst. Wide Receivers	2012-21
HUMBLEY, Ricky	Arizona	Assistant Linebackers	2011
HUTSON, Mark	Oklahoma	Tight Ends	2012-14
JACKSON, Hue	Pacific	Offensive Coordinator	2010
JEANPIERRE, Lemuel	South Carolina	Assistant Offensive Line	2018-19
JENKINS, Robert	UCLA	Offensive Assistant	1997-98
JOHNSON, Bobby	Miami (Ohio)	Tight Ends	2015-17
JOHNSON, Don	Jersey City State	Assistant Defensive Line	2007-08
JOHNSON, Taver	Wittenberg	Assistant Defensive Backs	2019-20
JONES, Pat	Arkansas	Outside Linebackers	2004-05
JONES, Ronnie	Northeast Oklahoma	Linebackers	1992
JORGE, Ernie	St. Mary's	Assistant Coach	1960
KALMANIR, Tom	Nevada	Offensive Backfield	1960-62
KENNAN, Larry	La Verne	Quarterbacks	1982-87, 1996
KUJOWSKI, Kevin	Appalachian State	Strength and Conditioning Assistant	2015-16
KING, Austin	Northwestern	Offensive Quality Control/Tight Ends	2020-21
KNAPP, Greg	Sacramento State	Offensive Coordinator	2007-08, 2012
KROMER, Aaron	Miami (Ohio)	Offensive Assistant/Offensive Line	2001-04
LAL, Sanjay	Washington	Quality Control-Offense/Wide Receivers	2007-11
LEGGETT, Earl	Louisiana State	Defensive Line	1980-88, 1991-92
LEONE, Bert	Ohio State	Quality Control-Defense	2009
LIPPINCOTT, David	Dayton	Linebackers	2018-20
LOFTON, James	Stanford	Wide Receivers	2008
LOMBARDI, Mick	Fordham	Offensive Coordinator	2022
LOPEZ, Clayton	Nevada	Defensive Backs	2004-05, 2012-14
LOWE, Woodrow	Alabama	Defensive Assistant	1999-2000
LYNCH, Addison	Bryant	Assistant Defensive Backs	2021
LYNN, Johnnie	UCLA	Defensive Backs	2012-14
LYNN, Ron	Mt. Union	Defensive Backs	2000-03
MADDEN, John	Cal Poly, San Luis Obispo	Linebackers	1967-68
MADDOCK, Bob	Notre Dame	Defensive Line	1961
MADRO, Joe	Ohio State	Assistant Coach	1977-82
MALAVASI, Ray	Mississippi State	Linebackers	1971-72
MARINELLI, Rod	California Lutheran	Defensive Line	2020-21
MARINOVICH, Marv	Southern California	Strength	1968-70
MARSHALL, John	Washington State	Defensive Coordinator	2009-10
MARTIN, Don	Harvard	Quality Control-Defense	1998-2003
MARTINDALE, Don	Defiance College	Inside Linebackers/Linebackers	2004-08
MARTINEZ, George	NW Oklahoma State	Quality Control-Defense	2006-08
MARTINEZ, Kelsey	Bethany College	Strength and Conditioning Assistant	2018
McCABE, Richard	Pittsburgh	Defensive Backfield	1969-70
McELWAIN, Jim	Eastern Washington	Quarterbacks	2006
McKINNEY, Odis	Colorado	Defensive Backs	1990-94
McMAHON, Tom	Carroll College	Special Teams Coordinator	2022
MEYERS, Bill	Stanford	Offensive Line/Assistant to Head Coach-Tight Ends, Tackles	1993-97
MICHAELS, Walt	Washington & Lee	Assistant Coach	1962
MICHALCZIK, Jim	Washington State	Offensive Line	2009-10
MILLARD, Keith	Washington State	Defensive Line Assistant/Defensive Line	2005-08
MILLER, Al	Northeast Louisiana	Strength and Conditioning	2012-13
MILLER, Wes	Missouri State	Strength and Conditioning Assistant	2015-17
MILUS, Ron	Washington	Defensive Backs	2021
MILUS, Ryan	Arizona State	Defensive Quality Control	2021
MISCHAK, Bob	Army	Tight Ends	1973-74, 1979-87, 1994
MOORE, Myrel	California-Davis	Linebackers	1978-79
MOORE, Rob	Syracuse	Wide Receivers	2015-17
MORGAN, Chris	Colorado	Assistant Offensive Line	2009-10
MORTON, John	Western Michigan	Offensive Assistant/Tight Ends/Senior Offensive Assistant	1998-2004, 2019-20
MUSGRAVE, Bill	Oregon	Quarterbacks/Offensive Coordinator	1997, 2015-16
NEIBEL, A.J.	Long Beach State	Head Strength and Conditioning	2019-22
NICOLAU, Nick	Southern Connecticut	Wide Receivers	1988
NORTON, Jr., Ken	UCLA	Defensive Coordinator	2015-17
NORVELL, Jay	Iowa	Tight Ends	2002-03
OKAM, Frank	Texas	Defensive Line	2022
OLSON, Greg	Central Washington	Offensive Coordinator	2013-14, 2018-20
O'NEIL, Jim	Towson	Defensive Backs	2018-20
ORTMAYER, Steve	La Verne	Football Ops/Special Teams	1978-86, 1990-94
PAGAC, Fred	Ohio State	Linebackers	2001-06
PAGANO, Chuck	Wyoming	Defensive Assistant	2005-06
PAGANO, John	Mesa State	Assistant Head Coach - Defense	2017
PARMALEE, Bernie	Ball State	Running Backs	2015-17
PEETE, Skip	Kansas	Running Backs	1998-06
PEETZ, Jake	Nebraska	Senior Offensive Assistant/Assistant Quarterbacks/Quarterbacks	2015-17
PELCH, Aaron	Weber State	Assistant Special Teams	2009
PERKINS, Ray	Alabama	Offensive Coordinator	1997
PERRY, Darren	Penn State	Defensive Backs	2007-08
PETERS, Floyd	San Francisco State	Defensive Line	1995-96
PIERCE, Antonio	Arizona	Linebackers	2022
POLAMALLU, Kennedy	USC	Running Backs	2022
POLLACK, Frank	Northern Arizona	Offensive Line	2012
POLONCHEK, John	Michigan State	Offensive Backfield	1967-71

RATHMAN, Tom	Nebraska	Running Backs	2007-08
RAUCH, John	Georgia	Offensive Backs	1963-65
RAYE, Jimmy	Michigan State	Assistant Head Coach/Offensive Coordinator	2004-05
REILLY, Jack	Long Beach State	Offensive Backs	1994
ROACH, Paul	Black Hills State	Offensive Backfield	1972-74
ROBERTSON, Marcus	Iowa State	Assistant Defensive Backs/Defensive Backs	2014-16
ROBINSON, John	Oregon	Offensive Backfield	1975
ROBISKIE, Terry	LSU	Offense, Tight Ends	1982-93
RODRIGUEZ, Pete	Western State (Colo.)	Special Teams	1988-89
ROLL, Brad	Stephen F. Austin	Strength and Conditioning	2008-11
ROSS, Kevin	Temple	Defensive Backs	2010-11
ROSS, Robin	Washington State	Linebackers	1999-2000
ROWEN, Keith	Stanford	Offensive Line	1997-98
RYAN, Rob	SW Oklahoma State	Defensive Coordinator, Senior Defensive Assistant	2004-08, 2022
SANDERS, Bob	Davidson	Linebackers	2013-14
SANDERS, Eric	UC Davis	Quality Control-Offense/Quality Control-Defense	2010-14
SARKISIAN, Steve	Brigham Young	Quarterbacks	2004
SAUNDERS, Al	San Jose State	Offensive Coordinator/Sr. Offensive Assistant	2011-14
SCANGARELLO, Rich	Sacramento State	Quality Control-Offense	2009
SCANNELLA, Joe	Lehigh	Special Teams/Offensive Backs	1972-77, 1987-93
SCHLEICHER, Maury	Penn State	Linebackers	1965
SCHNEIDER, Brian	Colorado State	Special Teams Coordinator	2007-08
SCHUPLINSKI, Jerry	John Carroll	Senior Offensive Assistant	2022
SEELY, Brad	South Dakota State	Special Teams Coordinator	2015-17
SHAFER, Steve	Utah State	Defensive Backs	1995-97
SHAW, David	Stanford	Quality Control-Offense/Quarterbacks	1998-2001
SHAW, Tom	Central Michigan	Strength and Conditioning	2018
SHAW, Willie	New Mexico	Defensive Coordinator	1998-99
SHELDON, Matt	Minnesota	Director of Football Research and Strategy	2022
SHELL, Art	Maryland State	Offensive Line	1983-89
SHINNICK, Don	UCLA	Linebackers	1973-77
SHOOP, John	University of the South	Tight Ends	2005-06
SIMMONS, Jason	Arizona State	Defensive Backs/Pass Game Coordinator	2022
SIMS, Darryl	Wisconsin	Assistant Defensive Line	2006
SINGLER, Mitch	Oregon State	Offensive Quality Control	2022
SINGLETON, Jemal	Air Force	Running Backs	2018
SKIPPER, Kelly	Fresno State	Tight Ends/Running Backs	2007-14
SLATE, Rick	Florida State	Strength and Conditioning Assistant	2018-22
SLATER, Jackie	Jackson State	Co-Offensive Line	2006
SMITH, Frank	Miami (Ohio)	Tight Ends	2018-20
SMITH, Richard	Fresno State	Linebackers	2015-21
SMITH, Tracy	LSU	Assistant Special Teams	2017
SMITH, Travis	Cal Poly	Defensive Assistant/Quality Control-Defense/Outside Linebackers/Asst. Defensive Line	2012-2021
SPARANO, Tony	New Haven	Asst. Head Coach/Offensive Line	2013-14
SPENCER, Kevin	Springfield	Special Teams	1995-97
SPENCER, Oliver	Kansas	Offensive Line/Defensive Line	1962-79
STANTON, Jack	North Carolina State	Defensive Backs	1989-94
STEPHENS, Vernon	North Florida	Assistant Strength and Conditioning	2014
STEVENS, Gary	John Carroll	Quarterbacks	1998-2000
STOREY, Byron	California	Assistant Special Teams	2018-21
SUMNER, Charles	William & Mary	Defensive Backfield/Linebackers	1963-68, 1979-83
SUNSERI, Sal	Pittsburgh	Linebackers	2015-17
SWEENEY, Jim	Portland State	Special Teams	1978
TARVER, Jason	Santa Clara	Defensive Coordinator	2012-14
TICE, Mike	Maryland	Offensive Line	2015-17
TICE, Nate	Wisconsin	Quality Control - Offense	2017
TILLMAN, Rusty	Northern Arizona	Special Teams	1996-97
TOLLNER, Ted	Cal Poly, San Luis Obispo	Passing Game Coordinator	2009-10
TRESTMAN, Marc	Morehead State	Senior Assistant/Offensive Coordinator	2001-03
TRGOVAC, Mike	Michigan	Defensive Line/Senior Defensive Assistant	2018-19
TURNER, Chris	Long Beach State	Offensive Assistant	2002-05
URBANIK, Bill	Ohio State	Defensive Line	1989-90, 1997
VISELMMEYER, Brent	Redlands	Assistant Linebackers/Safeties	2015-17
WALKER, Fred	Mississippi State	Offensive Assistant	2022
WALSH, Bill	San Jose State	Offensive Backfield	1966
WALSH, Tom	U.C. Santa Barbara	Wide Receivers/Quarterbacks/Offensive Coordinator	1982-94, 2006
WARD, Lorenzo	Alabama	Assistant Defensive Backs/Special Teams	2006
WARREN, Jimmy	Illinois	Defensive Backs	1987-88
WASHINGTON, Lionel	Tulane	Defensive Backs	2009-10
WAUFLE, Mike	Utah State	Defensive Line	1998-2003, 2010-11
WHITE, Mike	California	Quarterbacks/Offensive Line	1990-94
WHITTINGHAM, Fred	Cal Poly, San Luis Obispo	Linebackers, Defensive Coordinator	1995-97
WHITTINGHAM, Arthur	Southern Methodist	Assistant	1993-94
WILKERSON, Doug	North Carolina Central	Strength and Conditioning	1990-1994
WILLIAMS, Terrell	East Carolina	Defensive Line	2012-14
WILLSEY, Ray	California	Defensive Backfield/Offensive Backfield	1978-87
WILSON, Kirby	Illinois	Running Backs	2019-21
WILSON, Mike	Washington State	Wide Receivers	1995-96
WISNIEWSKI, Steve	Penn State	Assistant Offensive Line	2011-12
WOOD, Dick	Auburn	Ends	1969-70
WOODS, Joe	Illinois State	Defensive Backs	2014
WOODSON, Rod	Purdue	Assistant Coach, Cornerbacks/Assistant Defensive Backs/Cornerbacks	2011, 15-17
WYLIE, Bob	Roger Williams	Offensive Line	2011
ZEMAN, Bob	Wisconsin	Defensive Backfield/Linebackers	1971-77, 1984-86

WON 25, LOST 19

Date	Opponent	Result	Score	Attendance
December 31, 1967	Houston Oilers (AFL Championship)	W	40-7	53,330
January 14, 1968	Green Bay (SB II in Miami)	L	14-33	75,546
December 22, 1968	Kansas City (AFL Playoff)	W	41-6	53,357
December 29, 1968	at N.Y. Jets (AFL Championship)	L	23-27	62,627
December 21, 1969	Houston Oilers (AFL Playoff)	W	56-7	53,539
January 4, 1970	Kansas City (AFL Championship)	L	7-17	54,544
December 27, 1970	Miami (AFC Playoff)	W	21-14	54,401
January 3, 1971	at Baltimore Colts (AFC Championship)	L	17-27	56,368
December 23, 1972	at Pittsburgh (AFC Playoff)	L	7-13	50,350
December 22, 1973	Pittsburgh (AFC Playoff)	W	33-14	53,662
December 30, 1973	at Miami (AFC Championship)	L	10-27	80,047
December 21, 1974	Miami (AFC Playoff)	W	28-26	54,020
December 29, 1974	Pittsburgh (AFC Championship)	L	13-24	54,004
December 28, 1975	Cincinnati (AFC Playoff)	W	31-28	53,994
January 4, 1976	at Pittsburgh (AFC Championship)	L	10-16	49,103
December 18, 1976	New England (AFC Playoff)	W	24-21	54,037
December 26, 1976	Pittsburgh (AFC Championship)	W	24-7	53,821
January 9, 1977	Minnesota (SB XI in Pasadena)	W	32-14	103,424
December 24, 1977	at Baltimore Colts (AFC Playoff)	W	37-31 (2 OT)	60,763
January 1, 1978	at Denver (AFC Championship)	L	17-20	75,044
December 28, 1980	Houston Oilers (AFC Wild Card)	W	27-7	54,539
January 4, 1981	at Cleveland (AFC Divisional)	W	14-12	79,473
January 11, 1981	at San Diego (AFC Championship)	W	34-27	52,675
January 25, 1981	Philadelphia (SB XV in New Orleans)	W	27-10	75,500
January 8, 1983	Cleveland (AFC Playoff, Round 1)	W	27-10	57,246
January 15, 1983	N.Y. Jets (AFC Playoff, Round 2)	L	14-17	90,688
January 1, 1984	Pittsburgh (AFC Divisional)	W	38-10	92,434
January 8, 1984	Seattle (AFC Championship)	W	30-14	92,335
January 22, 1984	Washington (SB XVIII in Tampa)	W	38-9	72,920
December 22, 1984	at Seattle (AFC Wild Card)	L	7-13	64,910
January 5, 1986	New England (AFC Divisional)	L	20-27	89,289
January 13, 1991	Cincinnati (AFC Divisional)	W	20-10	92,488
January 20, 1991	at Buffalo (AFC Championship)	L	3-51	80,632
December 28, 1991	at Kansas City (AFC Wild Card)	L	6-10	77,191
January 9, 1994	Denver (AFC Wild Card)	W	42-24	67,800
January 15, 1994	at Buffalo (AFC Divisional)	L	23-29	80,290
January 6, 2001	Miami (AFC Divisional)	W	27-0	61,998
January 14, 2001	Baltimore (AFC Championship)	W	3-16	62,784
January 12, 2002	N.Y. Jets (AFC Wild Card)	L	38-24	61,503
January 19, 2002	at New England (AFC Divisional)	L	13-16 (OT)	60,292
January 12, 2003	N.Y. Jets (AFC Divisional)	W	30-10	62,207
January 19, 2003	Tennessee (AFC Championship)	W	41-24	62,544
January 26, 2003	Tampa Bay (SB XXXVII in San Diego)	L	21-48	67,603
January 7, 2017	at Houston (AFC Wild Card)	L	14-27	71,790
January 15, 2022	at Cincinnati (AFC Wild Card)	L	19-26	66,277



1974 AFC Playoff ("Sea of Hands")

SUPER BOWL II

Miami Orange Bowl; Sunday, Jan. 14, 1968; Attendance: 75,546; Time: 2:34 PM PST; Weather: 68°F; partly cloudy, 52% humidity, wind W 14 mph

The Raiders stormed into Super Bowl II after claiming the club's first-ever American Football League championship with a 40-7 romp over the Houston Oilers on Dec. 31, 1967. The Raiders mounted a spirited challenge to the Green Bay Packers, the defending Super Bowl champions, but ultimately fell short in Miami, 33-14.

In a game that drew the first \$3 million gate in football history, the Bart Starr-led Packers jumped out to a 13-0 lead in the second quarter after a 62-yard touchdown reception by Boyd Dowler. The Raiders cut into the lead with a 23-yard touchdown pass from Daryle Lamonica to Bill Miller, the first of two touchdown receptions on the day for the wide receiver, who played collegiately at the University of Miami.

Down 16-7 entering the second half, the Raiders were unable to contain a Packers offense that added a 2-yard touchdown run by Donny Anderson and Don Chandler's fourth field goal of the day, in the third quarter. Herb Adderley's 60-yard interception return for a touchdown on a fourth-quarter Lamonica pass sealed the Packers victory. Lamonica connected with Miller for a 23-yard Oakland touchdown late in the final period.

Starr earned the game's MVP honors after completing 13-of-24 passes for 202 yards and one touchdown. Miller hauled in a game-high five passes for 84 yards and two touchdowns to lead the Raiders.



SCORING SUMMARY

TM	QTR	TIME	PLAY DESCRIPTION	GB	OAK
GB	1	9:53	D. Chandler 39 yd. Field Goal (10-34, 4:01)	3	0
GB	2	11:52	D. Chandler 20 yd. Field Goal (17-84, 8:40)	6	0
GB	2	10:50	B. Dowler 62 yd. pass from B. Starr (D. Chandler kick) (1-62, 0:11)	13	0
OAK	2	6:15	B. Miller 23 yd. pass from D. Lamonica (G. Blanda kick) (9-78, 4:20)	13	7
GB	2	0:01	D. Chandler 43 yd. Field Goal (4-9, 0:19)	16	7
GB	3	5:54	D. Anderson 2 yd. run (D. Chandler kick) (11-82, 4:41)	23	7
GB	3	0:02	D. Chandler 31 yd. Field Goal (9-37, 4:47)	26	7
GB	4	11:03	H. Adderley 60 yd. interception return (D. Chandler kick)	33	7
OAK	4	9:13	B. Miller 23 yd. pass from D. Lamonica (G. Blanda kick) (4-74, 1:35)	33	14

SCORE BY QUARTER

	1	2	3	4	OT	F
GREEN BAY	3	13	10	7	—	33
OAKLAND	0	7	0	7	—	14

OAKLAND RAIDERS

RUSHING	Att	Yds	Avg	Lg	TD	
H. Dixon	12	54	4.5	15	0	
L. Todd	2	37	18.5	32	0	
P. Banaszak	6	16	2.7	5	0	
Total	20	107	5.4	32	0	
PASSING	Att	Cm	Yds	TD	Lg	In
D. Lamonica	34	15	208	2	41	1
Total	34	15	208	2	41	1
RECEIVING	No	Yds	Avg	Lg	TD	
B. Miller	5	84	16.8	23T	2	
P. Banaszak	4	69	17.3	41	0	
B. Cannon	2	25	12.5	15	0	
F. Biletznikoff	2	10	5.0	6	0	
H. Dixon	1	3	3.0	3	0	
W. Wells	1	17	17.0	17	0	
Total	15	208	13.9	41	2	
INTERCEPTIONS	No	Yds	Avg	Lg	TD	
---	---	---	---	---	---	
PUNT RETURNS	No	Yds	Avg	FC	Lg	TD
R. Bird	2	12	6.0	1	12	0
W. Wells	1	0	0.0	0	0	0
Total	3	12	4.0	1	12	0
KICK RETURNS	No	Yds	Avg	Lg	TD	
L. Todd	3	63	21.0	23	0	
D. Grayson	3	61	20.3	25	0	
W. Hawkins	1	3	3.0	3	0	
Total	7	127	18.1	25	0	

GREEN BAY PACKERS

RUSHING	Att	Yds	Avg	Lg	TD	
B. Wilson	17	62	3.6	13	0	
D. Anderson	14	48	3.4	8	1	
T. Williams	8	36	4.5	18	0	
B. Starr	1	14	14.0	14	0	
C. Mercein	1	0	0.0	0	0	
Total	41	160	3.9	18	1	
PASSING	Att	Cm	Yds	TD	Lg	In
B. Starr	24	13	202	1	62	0
Total	24	13	202	1	62	0
RECEIVING	No	Yds	Avg	Lg	TD	
C. Dale	4	43	10.8	17	0	
M. Fleming	4	35	8.8	11	0	
B. Dowler	2	71	35.5	62T	1	
D. Anderson	2	18	9.0	12	0	
M. McGee	1	35	35.0	35	0	
Total	13	202	15.5	62T	1	
INTERCEPTIONS	No	Yds	Avg	Lg	TD	
H. Adderley	1	60	60.0	60T	1	
Total	1	60	60.0	60T	1	
PUNT RETURNS	No	Yds	Avg	FC	Lg	TD
W. Wood	5	50	10.0	0	31	0
Total	5	50	10.0	0	31	0
KICK RETURNS	No	Yds	Avg	Lg	TD	
H. Adderley	1	24	24.0	24	0	
T. Williams	1	18	18.0	18	0	
T. Crutcher	1	7	7.0	7	0	
Total	3	49	16.3	24	0	

RAIDERS STARTERS

OFFENSE	DEFENSE
C 00 J. Otto	DT 53 D. Birdwell
G 65 W. Hawkins	DT 74 T. Keating
G 63 E. Upshaw	DE 83 B. Davidson
T 79 H. Schuh	DE 77 I. Lassiter
T 76 B. Svihus	OLB 42 B. Laskay
TE 33 B. Cannon	LB 34 G. Otto
WR 25 F. Biletznikoff	LB 55 D. Connors
WR 89 B. Miller	CB 24 W. Brown
RB 40 P. Banaszak	CB 77 K. McCloughan
RB 35 H. Dixon	FS 29 H. Williams
QB 3 D. Lamonica	SS 20 W. Powers

PACKERS STARTERS

OFFENSE	DEFENSE
C 57 K. Bowman	DT 74 H. Jordan
G 68 G. Gillingham	DT 77 R. Kostelnik
G 64 J. Kramer	DE 82 L. Aldridge
T 75 F. Gregg	DE 87 W. Davis
T 76 B. Skoronski	OLB 60 L. Caffey
TE 81 M. Fleming	OLB 89 D. Robinson
WR 84 C. Dale	MLB 66 R. Nitschke
WR 86 B. Dowler	CB 26 H. Adderley
RB 44 D. Anderson	CB 21 B. Jeter
RB 36 B. Wilson	FS 24 W. Wood
QB 15 B. Starr	SS 40 T. Brown

SUPER BOWL XI

Rose Bowl, Sunday, Jan. 9, 1977; Attendance: 103,424; Time: 3:03 PM PST; Weather: 58°F; clear and sunny, 59% humidity, wind NW 5 mph

The 1976 Raiders advanced to Super Bowl XI with a 13-1 regular season record and a 2-0 mark in the playoffs, upending the Pittsburgh Steelers in the AFC Championship Game for the first time in three tries, 24-7. Against the NFC Champion Vikings in front of 103,424 fans at the Rose Bowl, the Silver and Black put forth dominant efforts on both offense and defense in posting a 32-14 victory and capturing the club's first-ever Super Bowl championship.

Oakland built a 16-0 first-half lead as Dave Casper and Pete Banaszak each scored short touchdowns after receptions by Fred Biletnikoff brought the Raiders to the goal line on two separate drives. An additional short-yardage touchdown run by Banaszak in the second half put the Raiders up, 26-7, and set the stage for the signature moment of the contest. With Fran Tarkenton under heavy pressure in the fourth quarter, veteran Willie Brown intercepted a pass and returned it 75 yards for a touchdown to seal the victory.



The Vikings could only muster two second-half touchdowns as the Silver and Black put together a dominant defensive performance, limiting Chuck Foreman to just 44 yards rushing and intercepting Tarkenton twice.

Biletnikoff's 79 yards on four receptions, three of which set up Raider touchdowns, earned him MVP honors, while Clarence Davis helped pace the offense with 137 rushing yards on 16 carries.

Ten Raiders from Super Bowl XI would go on to enshrinement in the Pro Football Hall of Fame, with Owner Al Davis joining Head Coach John Madden, Biletnikoff, Brown, Ted Hendricks, Ray Guy, Ken Stabler, Gene Upshaw, Art Shell and Casper in Canton.

SCORING SUMMARY

Table with columns: TM, QTR, TIME, PLAY DESCRIPTION, MIN, OAK. Shows game progress and scoring plays for Super Bowl XI.

Statistical comparison table between RAIDERS and VIKINGS across various categories like Total First Downs, Passing, Rushing, etc.

SCORE BY QUARTER table showing Oakland vs Minnesota scores by quarter and total.

SUPER BOWL XV

Louisiana Superdome, Sunday, Jan. 25, 1981; Attendance: 76,135; Time: 3:13 PM PST; Weather: played indoors, domed stadium

The 1980 Oakland Raiders entered Super Bowl XV against the NFC Champion Philadelphia Eagles as the ultimate underdogs. Not only were the Raiders the first wild card team to advance to the Super Bowl since the NFL adopted the new playoff format in 1978, but the Eagles had already defeated the Silver and Black, 10-7, just eight weeks earlier. This matchup would be markedly different, as a team that started the season with just a 2-3 record would claim the club's second championship with a dominating 27-10 victory.

The Raiders wasted no time establishing themselves in New Orleans, as Rod Martin picked off a Ron Jaworski pass on the game's third play and returned it 25 yards to set up a Jim Plunkett touchdown pass to Cliff Branch.



Later in the first quarter, Plunkett hit Kenny King for an 80-yard touchdown strike that set a then-Super Bowl record and gave the Silver and Black a 14-0 lead. Head coach Tom Flores, employing a philosophy of pressure football, kept the offense firing away in the second half. Plunkett engineered a third-quarter drive that culminated in a 29-yard touchdown pass to Branch that gave the Raiders an insurmountable 21-3 lead. Chris Bahr added two field goals in the second half and the defense, led by a Super Bowl-record three interceptions by Martin, surrendered only a fourth-quarter touchdown.

Plunkett was tabbed for MVP honors after completing 13-of-21 passes for 261 yards and three touchdowns as the Silver and Black became the first wild card team in NFL history to win the Super Bowl.

Philadelphia Eagles as the ultimate underdogs. Not only were the Raiders the first wild card team to advance to the Super Bowl since the NFL adopted the new playoff format in 1978, but the Eagles had already defeated the Silver and Black, 10-7, just eight weeks earlier. This matchup would be markedly different, as a team that started the season with just a 2-3 record would claim the club's second championship with a dominating 27-10 victory.

Statistical comparison table between RAIDERS and EAGLES across various categories like Total First Downs, Passing, Rushing, etc.

SCORING SUMMARY

Table with columns: TM, QTR, TIME, PLAY DESCRIPTION, OAK, PHI. Shows game progress and scoring plays for Super Bowl XV.

SCORE BY QUARTER table showing Oakland vs Philadelphia scores by quarter and total.

Player statistics tables for OAKLAND RAIDERS and MINNESOTA VIKINGS, including Rushing, Passing, Receiving, Interceptions, Punt Returns, and Kick Returns.

RAIDERS STARTERS table listing offensive and defensive players and their positions.

VIKINGS STARTERS table listing offensive and defensive players and their positions.

Player statistics tables for OAKLAND RAIDERS and PHILADELPHIA EAGLES, including Rushing, Passing, Receiving, Interceptions, Punt Returns, and Kick Returns.

RAIDERS STARTERS table listing offensive and defensive players and their positions.

EAGLES STARTERS table listing offensive and defensive players and their positions.

SUPER BOWL XVIII

Tampa Stadium; Sunday, Jan. 22, 1984; Attendance: 72,920; Time: 3:31 PM PST; Weather: 68°F; partly cloudy; wind NE 20 mph

Famously dubbed "Black Sunday" by NFL Films, Super Bowl XVIII put on display the best that the NFL had to offer as the Los Angeles Raiders drubbed the Washington Redskins, 38-9. The resounding victory rested on the running brilliance of Marcus Allen and the strength of dominating defense and special teams play that lifted the Raiders to the club's third Super Bowl title in eight years.

Clad in their famous black jerseys, the Raiders jumped on the scoreboard first as Derrick Jensen blocked a first-quarter punt deep in Washington territory and fell on the ball in the end zone for a touchdown. In the second quarter, Jim Plunkett orchestrated an efficient three-play drive that culminated in a 12-yard touchdown pass to Cliff Branch.

After a Redskins field goal, the Silver and Black defense would strike just moments before halftime. Keying on a Washington screen pass play that had worked successfully against the Raiders during a regular season meeting between the two teams, defensive coordinator Charlie Sumner inserted reserve Jack Squirek with time winding down in the first half. As Joe Theismann lobbed a screen out towards Joe Washington from the 12-yard line, Squirek stepped in front of the pass and returned the interception for a touchdown to give the Raiders a 21-3 halftime advantage.

The Raiders' second half performance was just as dominant as the team shifted focus to its running game, led by Allen. The second-year running back scored a third-quarter touchdown on a 5-yard run before breaking off perhaps the finest run in Super Bowl history later in the same period. Allen took a handoff from Plunkett and started left on the play but went too wide for his blocking and reversed his field, burst free of pursuit and found the end zone after a 74-yard sprint to give the Raiders an insurmountable lead and give the city of Los Angeles its first and only Super Bowl victory.

Allen was the easy choice as the game's Most Valuable Player, gaining 191 yards on 20 carries with two touchdowns.

SCORING SUMMARY

Table with columns: TM, QTR, TIME, PLAY DESCRIPTION, WAS, LA. Lists scoring plays for both teams throughout the game.

Summary statistics table comparing Raiders and Redskins across categories like Total First Downs, Total Net Yards, and Field Goals Made-Attempts.

SCORE BY QUARTER

Score by quarter table showing points scored in each quarter and total for Los Angeles and Washington.

SUPER BOWL XXXVII

Qualcomm Stadium; Sunday, Jan. 26, 2003; Attendance: 67,603; Time: 3:50 PM PST; Weather: 81°F; sunny, 21% humidity; wind WSW 8 mph

After three seasons of knocking on the door, the 2002 Raiders broke through to earn a place in the Super Bowl for the fifth time in franchise history. Led by NFL Most Valuable Player Rich Gannon, the Silver and Black claimed a third-straight AFC West title in 2002, and dispatched the Tennessee Titans in the AFC Championship Game, 41-24, in dominating fashion. The team's ultimate goal of a fourth Super Bowl title would prove elusive, however, as the Raiders fell to the Tampa Bay Buccaneers in Super Bowl XXXVII in San Diego, 48-21.

The Raiders got on the board first, capitalizing on a Charles Woodson interception on the game's first possession and getting a 40-yard field goal from Sebastian Janikowski.



The score would be the last until late in the third quarter for the Raiders, as the Buccaneers reeled off 34 unanswered points to build a large lead.

The Silver and Black got back into the game with three touchdowns in the second half. Gannon connected with Jerry Porter and Jerry Rice on touchdown passes of 39 and 48 yards, respectively.

Tampa Bay halted any chance of a Raider comeback with two interception returns for touchdowns in the fourth quarter, one by Derrick Brooks for 44 yards and one by Dwight Smith on a tipped pass for 50 yards.

Large summary statistics table comparing Raiders and Buccaneers across various performance metrics.

SCORING SUMMARY

Scoring summary table for Super Bowl XXXVII, listing time, play description, and team.

SCORE BY QUARTER

Score by quarter table for Super Bowl XXXVII.

LOS ANGELES RAIDERS

Statistical breakdown for the Los Angeles Raiders by position group (Rushing, Passing, Receiving, etc.).

WASHINGTON REDSKINS

Statistical breakdown for the Washington Redskins by position group.

RAIDERS STARTERS

Offense and defense lineups for the Raiders starters.

REDSKINS STARTERS

Offense and defense lineups for the Redskins starters.

TAMPA BAY BUCCANEERS

Statistical breakdown for the Tampa Bay Buccaneers by position group.

RAIDERS STARTERS


Offense and defense lineups for the Raiders starters.

BUCCANEERS STARTERS

Offense and defense lineups for the Buccaneers starters.

RAIDERS 40, HOUSTON OILERS 7

1967 AFL Championship
Dec. 31, 1967 at Oakland-Alameda County Coliseum; Oakland, Calif.



The Raiders made a splash in the organization's first-ever postseason contest, posting an emphatic 40-7 victory over Houston in front of 53,330 fans at Oakland-Alameda County Coliseum.

Fullbacks Pete Banaszak (15-116) and Herwitt Dixon (21-144) each topped 100 yards on the ground and quarterback Daryle Lamonica tossed a pair of touchdown passes and rushed for an additional score in the rout. Veteran kicker George Blanda added four field goals for Oakland.

Following a tight first period, Dixon got the Raiders into the endzone with a 69-yard touchdown scamper around left end in the second quarter. Blanda set up for a field-goal attempt on fourth-and-1 later in the frame, but Lamonica took the snap and connected with tight end Dave Kocourek for a 17-yard touchdown pass to give the Raiders a 17-0 lead at the half.

In the third quarter, Lamonica's 1-yard dive and the second of Blanda's four field goals gave Oakland an insurmountable 27-0 lead. Two more Blanda field goals and a 12-yard touchdown pass from Lamonica to wide receiver Bill Miller in the fourth period closed out the scoring for the day for Oakland, earning for the Raiders the right to represent the American Football League in the second AFL-NFL Championship.

	1	2	3	4	F
Houston Oilers	0	0	0	7	7
Raiders	3	14	10	13	40

- OAK - Blanda 37 yd. FG
- OAK - Dixon 69 yd. run (Blanda kick)
- OAK - Kocourek 17 yd. pass from Lamonica (Blanda kick)
- OAK - Lamonica 1 yd. run (Blanda kick)
- OAK - Blanda 40 yd. FG
- OAK - Blanda 42 yd. FG
- HOU - Frazier 5 yd. pass from Beathard (Wittenborn kick)
- OAK - Blanda 36 yd. FG
- OAK - Miller 12 yd. pass from Lamonica (Blanda kick)

RAIDERS 41, KANSAS CITY 6

1968 AFL Playoff
Dec. 22, 1968 at Oakland-Alameda County Coliseum; Oakland, Calif.



Deadlocked atop the AFL Western Division standings with identical 12-2 records, the Raiders and Chiefs met in a playoff contest to determine the New York Jets' opponent in the 1968 AFL Championship Game. Oakland used a devastating air attack behind quarterback Daryle Lamonica and receivers Fred Biletnikoff and Warren Wells to hand Kansas City a 41-6 defeat and book a date with Joe Namath's Jets for a shot at the team's second straight AFL title.

Lamonica lived up to his "Mad Bomber" moniker, passing for 347 yards on 19 completions with five touchdowns on the day. All of Lamonica's scoring tosses went to either Biletnikoff (7-180-3) or Wells (4-93-2), while an opportunistic Raider defense picked off Chiefs quarterback Len Dawson four times in the decisive victory.

Oakland jumped out to a 21-0 lead in the first quarter following two touchdown passes from Lamonica to Biletnikoff and an additional scoring toss to Wells. The Chiefs got into the action with a pair of Jan Stenerud field goals in the second quarter, but a 54-yard pass on a third-and-8 play for Biletnikoff's third scoring catch gave the Raiders a 28-6 advantage at the half.

Following a scoreless third period, Lamonica hooked up with Wells for a 35-yard touchdown pass in the fourth quarter to extend the Oakland lead. Wells' second touchdown of the day and a pair of George Blanda field goals following interceptions by defensive backs Willie Brown and Nemiah Wilson sealed the victory for the Silver and Black.

	1	2	3	4	F
Kansas City	0	6	0	0	6
Raiders	21	7	0	13	41

- OAK - Biletnikoff 24 yd. pass from Lamonica (Blanda kick)
- OAK - Wells 23 yd. pass from Lamonica (Blanda kick)
- OAK - Biletnikoff 44 yd. pass from Lamonica (Blanda kick)
- KC - Stenerud 10 yd. FG
- KC - Stenerud 8 yd. FG
- OAK - Biletnikoff 54 yd. pass from Lamonica (Blanda kick)
- OAK - Wells 35 yd. pass from Lamonica (Blanda kick)
- OAK - Blanda 41 yd. FG
- OAK - Blanda 40 yd. FG

NEW YORK JETS 27, RAIDERS 23

1968 AFL Championship
Dec. 29, 1968 at Shea Stadium; Flushing Meadows, N.Y.



Just six weeks after the two teams met in the famed "Heidi Game," the Raiders' quest for a second straight AFL title came to an end as Joe Namath's 6-yard touchdown pass to receiver Don Maynard with just under eight minutes remaining in regulation lifted the Jets to a 27-23 win in a back-and-forth struggle.

Oakland quarterback Daryle Lamonica posted a second prolific passing performance in as many weeks, completing 20-of-47 attempts for a franchise-record 401 yards and one touchdown. Fred Biletnikoff hauled in seven passes for 190 yards and one touchdown to lead all receivers.

After surrendering 10 points in the first quarter, a 29-yard scoring pass from Lamonica to Biletnikoff and a George Blanda field goal trimmed the New York lead to 13-10 entering the half. Blanda tied the score with a 9-yard field goal midway through the third period, but the Jets took the lead once again by way of a 20-yard pass from Namath to Pete Lammons, setting up a wildly entertaining fourth quarter.

Blanda's third field goal of the day, a 20-yarder, cut the lead to four points in the final period and rookie defensive back George Atkinson picked off a Namath pass and returned it to New York's 5-yard line on the ensuing possession. Fullback Pete Banaszak barreled into the end zone on the very next play, giving the Raiders their first lead of the game.

The Jets came back with a three-play scoring drive, culminating in Namath's touchdown pass to Maynard after the two had hooked up for a 52-yard gain on the previous play. Lamonica took the Raiders deep into scoring range on two more fourth-quarter drives, the second of which ended on an incomplete swing pass intended for Charlie Smith that was ruled a lateral and recovered by the Jets.

	1	2	3	4	F
Raiders	0	10	3	10	23
NY Jets	10	3	7	7	27

- NYJ - Maynard 14 yd. pass from Namath (Turner kick)
- NYJ - Turner 33 yd. FG
- OAK - Biletnikoff 29 yd. pass from Lamonica (Blanda kick)
- NYJ - Turner 36 yd. FG
- OAK - Blanda 26 yd. FG
- OAK - Blanda 9 yd. FG
- NYJ - Lammons 20 yd. pass from Namath (Turner kick)
- OAK - Blanda 20 yd. FG
- OAK - Banaszak 5 yd. run (Blanda kick)
- NYJ - Maynard 6 yd. pass from Namath (Turner kick)

RAIDERS 56, HOUSTON OILERS 7

1969 AFL Divisional Playoff
Dec. 21, 1969 at Oakland-Alameda County Coliseum; Oakland, Calif.



Quarterback Daryle Lamonica, in perhaps his finest hour as a pro, set a single-game playoff record with six touchdown passes to lead the Silver and Black to a swift and decisive 56-7 victory over the visiting Houston Oilers in an AFL Divisional Playoff.

Under the direction of first-year head coach John Madden, a quick-strike offense and a smothering defense paced the Raiders to 28 first-quarter points. On the team's second possession, Lamonica connected with running back Larry Todd for a 40-yard completion, setting up a 13-yard scoring pass to receiver Fred Biletnikoff. On the ensuing possession, defensive back George Atkinson picked off a pass from Houston quarterback Pete Beathard and returned it 57 yards for a touchdown, staking the Raiders to a 14-0 advantage.

The Raider defense struck again on the Oilers' next series, as lineman Carleton Oats recovered a fumble on a first-down play. The turnover set up another scoring strike, with Lamonica finding receiver Rod Sherman for a 24-yard score. Another Oiler fumble, this time by Beathard on a first-down snap, set up an immediate 31-yard scoring pass from Lamonica to Biletnikoff.

Oakland's offense continued to fire on all cylinders in the second quarter, as Lamonica hooked up with running back Charlie Smith for a 60-yard touchdown catch-and-run to make the score 35-0.

Third-quarter touchdown passes to Sherman and tight end Billy Cannon gave Lamonica the record and effectively put the game out of reach for Houston. A late fourth-quarter touchdown pass from Beathard was equaled by a 4-yard touchdown run from fullback Marv Hubbard to round out the scoring.

Lamonica's touchdown bounty established the single-game playoff standard, and has been matched only twice since his record-setting day. As a team, the win over Houston remains the highest playoff point total and largest postseason margin of victory in franchise history.

	1	2	3	4	F
Houston Oilers	0	0	0	7	7
Raiders	28	7	14	7	56

- OAK - Biletnikoff 13 yd. pass from Lamonica (Blanda kick)
- OAK - Atkinson 57 yd. interception return (Blanda kick)
- OAK - Sherman 24 yd. pass from Lamonica (Blanda kick)
- OAK - Biletnikoff 31 yd. pass from Lamonica (Blanda kick)
- OAK - C. Smith 60 yd. pass from Lamonica (Blanda kick)
- OAK - Sherman 23 yd. pass from Lamonica (Blanda kick)
- OAK - Cannon 3 yd. pass from Lamonica (Blanda kick)
- HOU - Reed 8 yd. pass from Beathard (Gerela kick)
- OAK - Hubbard 4 yd. run (Blanda kick)

KANSAS CITY 17, RAIDERS 7

1969 AFL Championship
Jan. 4, 1970 at Oakland-Alameda County Coliseum; Oakland, Calif.

The final American Football League Championship fittingly took place in Oakland, as the Raiders had come to dominate the AFL's Western Division, advancing to the championship contest for the third straight season.

A stifling Kansas City defense and a balanced offense led by quarterback Len Dawson conspired to derail the Raiders' attempt for a second AFL title in three seasons. The Chiefs' defense harassed Oakland quarterbacks Daryle Lamonica and George Blanda, forcing the signal-callers to throw four interceptions. Despite the best efforts of running back Charlie Smith, who totaled eight catches for 86 yards and rushed for the Raiders' lone touchdown, the high-flying Oakland offense was limited to its lowest point total of the season.

Smith got the Raiders on the scoreboard first, scampering in around left end from three yards out to cap a 66-yard drive at the end of the first quarter. The Chiefs leveled the score behind a 1-yard scoring plunge by running back Wendell Hayes, and the teams entered the half tied at seven.

Blanda entered the contest at quarterback for Lamonica, who sustained a hand injury, in the third quarter but was picked off deep in Kansas City territory. The Chiefs capitalized on the ensuing possession, marching 94 yards on a drive that culminated in a 5-yard touchdown run by running back Robert Holmes.

Back in the huddle, Lamonica and the Raiders attempted to even the score, but the dinged-up quarterback was picked off on three straight possessions in the fourth quarter. A Jan Stenerud field goal capped the scoring for Kansas City, which came away with the upset victory in Oakland.

	1	2	3	4	F
Kansas City	0	7	7	3	17
Raiders	7	0	0	0	7

OAK - C. Smith 3 yd. run (Blanda kick)
KC - Hayes 1 yd. run (Stenerud kick)
KC - Holmes 5 yd. run (Stenerud kick)
KC - Stenerud 22 yd. FG



RAIDERS 21, MIAMI 14

1970 AFC Divisional Playoff
Dec. 27, 1970 at Oakland-Alameda County Coliseum; Oakland, Calif.

The Raiders spoiled Miami's postseason debut on a muddy Coliseum field, using an opportunistic passing attack to upend the upstart Dolphins. Quarterback Daryle Lamonica tossed two touchdown passes and defensive back Willie Brown's 50-yard interception return for a touchdown earned the Raiders a spot in the first AFC Championship game with the 21-14 win.


Miami struck first, as quarterback Bob Griese found receiver Paul Warfield in the end zone for a 16-yard touchdown pass in the second quarter. Oakland pulled even near the half, as Lamonica connected with receiver Fred Biletnikoff for a 22-yard score with 1:50 left on the clock.

Oakland drove to the Miami 2-yard line on the opening possession of the third quarter, but a fumble by running back Charlie Smith was recovered by safety Jake Scott. The Dolphins drove to their own 38-yard line but a Griese pass intended for Warfield was picked off by Brown and returned half the length of the field for a score.

Following a missed Miami field-goal attempt early in the fourth quarter, Lamonica unleashed an 82-yard touchdown pass to receiver Rod Sherman with 9:34 left to play, extending the Raider lead. Griese led the Dolphins to within one score with a 7-yard scoring toss to Willie Richardson, but the Oakland defense held firm on Miami's following possession to close out the victory.

	1	2	3	4	F
Miami	0	7	0	7	14
Raiders	0	7	7	7	21

MIA - Warfield 16 yd. pass from Griese (Yepremian kick)
OAK - Biletnikoff 22 yd. pass from Lamonica (Blanda kick)
OAK - Brown 50 yd. interception return (Blanda kick)
OAK - Sherman 82 yd. pass from Lamonica (Blanda kick)
MIA - Richardson 7 yd. pass from Griese (Yepremian kick)



BALTIMORE COLTS 27, RAIDERS 17

1970 AFC Championship
Jan. 3, 1971 at Memorial Stadium; Baltimore, Md.

The Silver and Black fell short of a Super Bowl berth for the third straight season, falling to Baltimore on a barren Memorial Stadium field in the first AFC Championship game, 27-17.

The matchup between Oakland, owners of the league's top offense, and the Colts, who were led by legendary signal-caller Johnny Unitas, made for a most compelling championship battle that was dubbed the "Duel in the Dust" by NFL Films.

The Baltimore defense immediately posed problems for quarterback Daryle Lamonica, and the Raider offense stalled in the first quarter, failing to record a first down. Rookie kicker Jim O'Brien gave the Colts the lead midway through the opening frame, booting a 16-yard field goal.

Oakland drove into Colts territory early in the second period but Lamonica was sacked by Bubba Smith, forcing the quarterback to leave the game due to injury. Grizzled veteran George Blanda was called into action once again, looking to spark the Raiders to victory as he had over a remarkable five-game stretch during the regular season. After a 2-yard touchdown plunge by rookie running back Norm Bulaich put the Colts up 10-0, the Raiders drove into Colts territory and Blanda put Oakland on the board with a 48-yard field goal.

Blanda quickly drew the Raiders level in the third quarter, piloting the half's opening drive and connecting with receiver Fred Biletnikoff for a 38-yard touchdown pass. The Colts answered immediately with a field goal and took a commanding lead at the end of the period on Bulaich's second rushing touchdown of the day, an expertly-blocked 11-yard scamper around left end.

The Raiders pulled to within three points on their first drive of the fourth period. Blanda hit Warren Wells for a 15-yard touchdown, part of a five-catch, 108-yard day for the deep-threat receiver. Matching Blanda blow-for-blow was the immeasurable Unitas, who promptly tossed a 68-yard scoring strike to receiver Ray Perkins to bring the Colts' lead back to 10 points.

Blanda's magic could not rally the Raiders again, however, as two of the team's final four possessions resulted in interceptions deep in Baltimore territory and the Colts advanced to Super Bowl V.

	1	2	3	4	F
Raiders	0	3	7	7	17
Baltimore Colts	3	7	10	7	27

BAL - O'Brien 16 yd. FG
BAL - Bulaich 2 yd. run (O'Brien kick)
OAK - Blanda 48 yard yd. FG
OAK - Biletnikoff 38 yd. pass from Blanda (Blanda kick)
BAL - O'Brien 23 yd. FG
BAL - Bulaich 11 yd. run (O'Brien kick)
OAK - Wells 15 yd. pass from Blanda (Blanda kick)
BAL - Perkins 68 yd. pass from Unitas (O'Brien kick)



PITTSBURGH 13, RAIDERS 7

1972 AFC Divisional Playoff
Dec. 23, 1972 at Three Rivers Stadium; Pittsburgh, Pa.

What many have referred to as the greatest and most controversial play of all-time, "The Immaculate Reception," decided an AFC Playoff tilt between the Raiders and Steelers, setting the stage for numerous postseason battles between the two elite teams during the 1970s.

Oakland, returning to the postseason after a one-year hiatus, nursed a 7-6 advantage in a physical contest, and the Steelers were facing a fourth-and-10 as time wound down in regulation. Quarterback Terry Bradshaw's pass, intended for running back Frenchy Fuqua, ricocheted back toward the line of scrimmage and was scooped up by running back Franco Harris, who rumbled 60 yards into the end zone. The pass was deemed by officials to have been deflected by a defender, Raider safety Jack Tatum, and ruled a reception and touchdown in what remains one of the most controversial plays in NFL history.

All of the scoring came in the second half, with defense dominating the first two quarters on both sides. Quarterback Daryle Lamonica was intercepted on Oakland's first drive and a fumble by running back Marv Hubbard put the Raider defense on short fields, but the unit held strong on both occasions and halftime came with no score for either team.


The Steelers, making the organization's first postseason appearance in a decade, struck first with a Roy Gerela field goal early in the third quarter. The Raider offense could not get on track against the "Steel Curtain" defense, and Lamonica was removed in favor of Ken Stabler after throwing a fourth-quarter interception.

Pittsburgh tacked on a 29-yard field goal by Gerela with less than four minutes left in regulation and Stabler assumed the controls from the Raider 20-yard line with 3:42 left on the clock. "The Snake" converted a fourth-down play and connected with four different receivers to move the ball to the Pittsburgh 30-yard line. From there Stabler, almost stopped in the backfield, circled left and darted untouched into the end zone to give the Silver and Black their first lead of the day.

On the Steelers' final possession, Bradshaw moved the offense to the 40-yard line but stalled out there, setting up the controversial play that is still debated to this day.

	1	2	3	4	F
Raiders	0	0	0	7	7
Pittsburgh	0	0	3	10	13

PIT - Gerela 18 yd. FG
PIT - Gerela 29 yd. FG
OAK - Stabler 30 yd. run (Blanda kick)
PIT - Harris 60 yd. pass from Bradshaw (Gerela kick)



RAIDERS 33, PITTSBURGH 14

1973 AFC Divisional Playoff

Dec. 22, 1973 at Oakland-Alameda County Coliseum; Oakland, Calif.

A pair of Marv Hubbard touchdown plunges and four George Blanda field goals helped the Raiders exact a measure of revenge for the previous season's "Immaculate Reception" game with a 33-14 win over Pittsburgh.

Quarterback Ken Stabler's precision passing coupled with a versatile running game, which generated 232 yards on 55 carries, cut through Pittsburgh's "Steel Curtain" defense, while a smothering defense limited running back Franco Harris to just 29 yards on the ground and forced quarterback Terry Bradshaw to throw three interceptions.

The Raiders wasted no time getting on the scoreboard, as the ground attack keyed a 16-play, 82-yard touchdown drive on Oakland's first possession. Hubbard broke off a 20-yard run to put the Silver and Black in scoring range, while Clarence Davis had four carries for 27 yards to set up Hubbard's 1-yard touchdown run over left tackle.

Blanda's first field goal gave the Raiders a 10-0 lead early in the second period, but a 20-yard punt return set up the Steelers in Oakland territory later in the frame. Pittsburgh capitalized and cut the lead to three following Bradshaw's 4-yard scoring toss to Barry Pearson.

The Raiders continued to pound the ball on the ground in the third quarter, racking up yardage and dominating possession, but producing only a pair of field goals. The Pittsburgh offense took to the air in an attempt to make up for lost time, but the game was effectively put out of reach when a Bradshaw pass was picked off by cornerback Willie Brown and returned 54 yards for a touchdown.

Down 23-7, Pittsburgh again tried to move the ball through the air, but Bradshaw was picked off, this time by safety George Atkinson, setting up Blanda's fourth field goal of the day.

Pittsburgh got a late touchdown, but Hubbard's leaping 1-yard touchdown dive over the middle with 19 seconds left in regulation put an exclamation point on an outstanding all-around performance.

	1	2	3	4	F
Pittsburgh	0	7	0	7	14
Raiders	7	3	13	10	33

- OAK - Hubbard 1 yd. run (Blanda kick)
- OAK - Blanda 25 yd. FG
- PIT - Pearson 4 yd. pass from Bradshaw (Gerela kick)
- OAK - Blanda 31 yd. FG
- OAK - Blanda 22 yd. FG
- OAK - Brown 54 yd. interception return (Blanda kick)
- OAK - Blanda 10 yd. FG
- PIT - Lewis 26 yd. pass from Bradshaw (Gerela kick)
- OAK - Hubbard 1 yd. run (Blanda kick)



MIAMI 27, RAIDERS 10

1973 AFC Championship

Dec. 30, 1973 at Orange Bowl; Miami, Fla.

An effective running game, led by Larry Csonka's 117 yards and three touchdowns, lifted the Dolphins to a 27-10 victory over the Raiders in front of 75,105 fans at Miami's Orange Bowl. Csonka's effort paced a Dolphin offense that chewed up 266 yards on the ground, averaging over five yards per rushing attempt.

Miami set the tone early, taking the opening kickoff and embarking on a nine-play, 64-yard drive that included just one pass attempt. Quarterback Bob Griese's 27-yard scamper set up an 11-yard touchdown run by Csonka, giving the Dolphins an early lead.

The Oakland offense failed to get on track, punting twice and missing a field-goal attempt before Miami doubled its lead by virtue of a 2-yard Csonka score. The touchdown capped a drive that included 14 running plays and just two pass attempts, both of which fell incomplete.


The Raiders got back into the contest in the third quarter, as kicker George Blanda booted a 21-yard field goal on the first possession of the second half. On the Silver and Black's next offensive series, quarterback Ken Stabler found receiver Mike Siani three times for 45 yards, including a 25-yard touchdown pass that cut the Dolphin lead to 14-10.

Miami returned to the ground game, running the ball on 11 straight plays to set up a Garo Yepremian field goal in the fourth quarter. The Dolphins defense then held firm on a fourth-and-1 play on the Raiders' next possession, stopping running back Marv Hubbard to turn the ball over on downs.

Csonka struck again late in the final period, scoring on a 2-yard run with 1:49 remaining to close out the game and send the Dolphins to their third straight Super Bowl.

	1	2	3	4	F
Raiders	0	0	10	0	10
Miami	7	7	3	10	27

- MIA - Csonka 11 yd. run (Yepremian kick)
- MIA - Csonka 2 yd. run (Yepremian kick)
- OAK - Blanda 21 yd. FG
- MIA - Yepremian 42 yd. FG
- OAK - Siani 25 yd. pass from Stabler (Blanda kick)
- MIA - Yepremian 27 yd. FG
- MIA - Csonka 2 yd. run (Yepremian kick)



RAIDERS 28, MIAMI 26

1974 AFC Divisional Playoff

Dec. 21, 1974 at Oakland-Alameda County Coliseum; Oakland, Calif.

In the closing seconds of a tight contest, Clarence Davis hauled in a desperation toss from quarterback Ken Stabler amidst a "Sea of Hands," giving the Raiders a 28-26 victory over the Miami Dolphins in what NBC Sports play-by-play announcer Curt Gowdy called, "the greatest game I have ever seen."

In an epic contest chock full of individual heroes, Stabler's 293 passing yards and four touchdowns and receiver Fred Biletnikoff's knack for timely receptions to the tune of eight catches for 122 yards, edged out Miami's vaunted running game and 114 yards from running back Larry Csonka.

The Dolphins wasted no time getting on the scoreboard, as Nat Moore returned the opening kickoff 89 yards for a touchdown to stake the visitors to a 7-0 lead. The Raiders drew even in the second quarter, as Stabler tossed a perfect pass to Charlie Smith in single coverage down the middle for a 31-yard touchdown. Miami turned to the ground game on the ensuing possession, driving into Oakland territory and settling for a 33-yard field goal from Garo Yepremian to enter the half with a 10-7 lead.


Oakland briefly took the lead in the third quarter, with Stabler and Biletnikoff hooking up three times, the third of which was a marvelous one-handed touchdown grab just inside the pylon while draped in coverage. The Dolphins quickly retook the lead, as quarterback Bob Griese found a wide open Paul Warfield in the end zone for a 16-yard touchdown after defensive back Nemiah Wilson slipped in coverage.

A memorable fourth quarter began well for Miami, as Yepremian's second field goal increased the Dolphin lead to 19-14. On Oakland's next possession, Stabler's deep pass was caught by a diving Cliff Branch, who having not been touched by a defender, rose to his feet and scampered 72 yards for a touchdown. Running back Benny Malone gave the Dolphins the advantage once again, breaking tackles and ducking under defenders for a 23-yard touchdown.

Behind the swashbuckling Stabler, the Raiders then drove to the Miami 8-yard line with 35 seconds left on the clock. On first-and-goal, the Miami rush closed in on the quarterback and with defensive end Vern Den Herder at his legs, Stabler looped the ball toward the end zone, where Davis outfought a crowd of white jerseys to come down with the football, clutching it to his chest for the game-winning touchdown.

	1	2	3	4	F
Miami	7	3	6	10	26
Raiders	0	7	7	14	28

- MIA - Moore 89 yd. kickoff return (Yepremian kick)
- OAK - C. Smith 31 yd. pass from Stabler (Blanda kick)
- MIA - Yepremian 33 yd. FG
- OAK - Biletnikoff 13 yd. pass from Stabler (Blanda kick)
- MIA - Warfield 16 yd. pass from Griese (kick failed)
- MIA - Yepremian 46 yd. FG
- OAK - Branch 72 yd. pass from Stabler (Blanda kick)
- MIA - Malone 23 yd. run (Yepremian kick)
- OAK - Davis 8 yd. pass from Stabler (Blanda kick)



PITTSBURGH 24, RAIDERS 13

1974 AFC Championship

Dec. 29, 1974 at Oakland-Alameda County Coliseum; Oakland, Calif.

A pair of Franco Harris touchdowns, 21 fourth-quarter points and a stingy Pittsburgh defense ended the Raiders' hopes for an AFC title in Oakland. Quarterback Ken Stabler completed 19 passes for 271 yards, but three interceptions contributed to a second straight championship defeat for the Silver and Black.

A fumbled punt on the game's first possession put Oakland within scoring range, and a 40-yard George Blanda field goal gave the Raiders the early advantage. A strong Pittsburgh ground game put kicker Roy Gerela in field-goal range late in the first quarter, but his 20-yard effort sailed wide left. A second-quarter field goal by Gerela, this time from 23-yards out, drew the game level and an interception by Raider defensive back Nemiah Wilson in the end zone helped preserve the 3-3 tie at the half.


Using an efficient passing attack, the Raiders grabbed the lead midway through the third quarter. Stabler drove the offense to the Steelers' 38-yard line, and connected with receiver Cliff Branch on the left side for a touchdown strike.

The Oakland lead was short-lived, however, as Pittsburgh used seven running plays and a 13-yard completion to drive to Oakland's 8-yard line, from where Harris took it up the middle for a score. On the ensuing drive, Stabler was intercepted by linebacker Jack Ham deep in Raider territory, setting up a 6-yard touchdown pass from quarterback Terry Bradshaw to receiver Lynn Swann.

Oakland cut the lead to 17-13 with a 24-yard field goal by Blanda, but Pittsburgh's J.T. Thomas picked off a Stabler pass to dash the Raiders' hopes late in the game. Harris capped the game with a 21-yard touchdown run shortly after the interception, lifting the Steelers to the organization's first Super Bowl appearance.

	1	2	3	4	F
Pittsburgh	0	3	0	21	24
Raiders	3	0	7	3	13

- OAK - Blanda 40 yd. FG
- PIT - Gerela 23 yd. FG
- OAK - Branch 38 yd. pass from Stabler (Blanda kick)
- PIT - Harris 8 yd. run (Gerela kick)
- PIT - Swann 6 yd. pass from Bradshaw (Gerela kick)
- OAK - Blanda 24 yd. FG
- PIT - Harris 21 yd. run (Gerela kick)



RAIDERS 31, CINCINNATI 28

1975 AFC Divisional Playoff

Dec. 28, 1975 at Oakland-Alameda County Coliseum; Oakland, Calif.

The Raiders out-paced a vaulted Cincinnati passing attack, building a significant lead before withstanding a furious Bengal rally to post a 31-28 victory in an AFC Divisional Playoff contest in Oakland.

The Silver and Black offense got off to a fast start, driving into field-goal range on the first possession of the game, but the Raiders came up empty as George Blanda's 41-yard effort fell short. Blanda would make amends later in the period, booting a 27-yard field goal to give the Raiders a 3-0 advantage.

Capitalizing on a short field following a late first-quarter punt, the Raiders added to their lead when quarterback Ken Stabler found receiver Mike Siani in the middle of the end zone for a 9-yard touchdown completion. Cincinnati got on the board via a 1-yard plunge over right tackle by running back Stan Fritts, but Oakland regained its 10-point advantage with an 8-yard touchdown pass from Stabler to tight end Bob Moore with just two minutes remaining in the first half.

The Bengals were forced to punt on their opening second-half possession, and a 20-yard return by Neal Colzie put the Raiders in scoring position at the Cincinnati 35-yard line. Four plays later, running back Pete Banaszak rumbled into the end zone from 6 yards out to increase the Raider lead. Cincinnati scored on the ensuing possession, as quarterback Ken Anderson orchestrated an 11-play, 91-yard drive that culminated in a Lenell Elliott 6-yard touchdown run.

In a fourth quarter that saw the Coliseum air filled with foot-balls, the Raiders re-established a significant lead with tight end Dave Casper's 2-yard touchdown catch from a Stabler, his third scoring pass of the game. Cincinnati worked to get back in the game and, following an interception, scored on a 25-yard pass from Anderson to receiver Charlie Joiner. Anderson led a touch-down drive again on the Bengals' next series, connecting with receiver Isaac Curtis for a 14-yard score.

With the lead cut to three points, Cincinnati had one last chance to score the upset, but a tackle for loss by linebacker Ted Hendricks and three incomplete passes on the Bengals' final drive halted any chance of a come-from-behind triumph for the visitors.

	1	2	3	4	F
Cincinnati	0	7	7	14	28
Raiders	3	14	7	7	31

- OAK - Blanda 27 yd. FG
- OAK - Siani 9 yd. pass from Stabler (Blanda kick)
- CIN - Fritts 1 yd. run (Green kick)
- OAK - Moore 8 yd. pass from Stabler (Blanda kick)
- OAK - Banaszak 6 yd. run (Blanda kick)
- CIN - Elliott 6 yd. run (Green kick)
- OAK - Casper 2 yd. pass from Stabler (Blanda kick)
- CIN - Joiner 25 yd. pass from Anderson (Green kick)
- CIN - Curtis 14 yd. pass from Anderson (Green kick)

PITTSBURGH 16, RAIDERS 10

1975 AFC Championship

Jan. 4, 1976 at Three Rivers Stadium; Pittsburgh, Pa.

On a frigid, ice-covered synthetic turf field at Three Rivers Stadium, the Raiders' vertical passing game was limited to the tune of a 16-10 defeat in what the NFL Network called one of the top "bad weather" games in league history. A defensive struggle turned into an offensive onslaught in the fourth quarter, with the Raiders falling just short against the defending Super Bowl champion Steelers.

With the temperature reaching just 16 degrees at kickoff, both teams struggled to find the end zone through the game's first three quarters. The Steelers got on the scoreboard first in the second period, turning the first of two interceptions by safety Mike Wagner into a 36-yard field goal by Roy Gerela.

Play on both sides got increasingly sloppy on the slippery turf, as the third quarter featured an interception, three turnovers on fumbles, two missed field-goal attempts and two punts, yet yielded zero points.

Pittsburgh broke through early in the fourth quarter, driving to the Oakland 25-yard line before running back Franco Harris bounced to the left after breaking a tackle and raced up the sideline for the game's first touchdown. Oakland answered back, as quarterback Ken Stabler connected with tight end Dave Casper on three consecutive passes for 46 yards, setting up a 14-yard scoring strike to receiver Mike Siani.

The Steelers increased their lead, capitalizing on a fumble recovery deep in Raider territory to score on 20-yard pass from quarterback Terry Bradshaw to receiver John Stallworth. Oakland got a 41-yard field goal from George Blanda late in the fourth quarter to cut the deficit to 16-10, and recovered the ensuing on-side kick, but receiver Cliff Branch was tackled as time expired to quell Oakland's comeback.

	1	2	3	4	F
Raiders	0	0	0	10	10
Pittsburgh	0	3	0	13	16

- PIT - Gerela yd. 36 FG
- PIT - Harris 25 yd. run (Gerela kick)
- OAK - Siani 14 yd. pass from Stabler (Blanda kick)
- PIT - Stallworth 20 yd. pass from Bradshaw (kick failed)
- OAK - George Blanda 41 yd. FG



RAIDERS 24, NEW ENGLAND 21

1976 AFC Divisional Playoff

Dec. 18, 1976 at Oakland-Alameda County Coliseum; Oakland, Calif.

Two fourth-quarter touchdowns, including a Ken Stabler scramble with just 10 seconds left in regulation, helped the Raiders avoid a valiant upset bid by the Wild Card qualifier Patriots in Oakland. Stabler's 233 passing yards, and nine receptions for 137 yards from receiver Fred Biletnikoff, put the Raiders through to the team's fourth straight conference championship game with the win.

New England, the only team to defeat the Raiders during the regular season, scored first via a 1-yard touchdown run by running back Andy Johnson. Oakland got on the board with a 40-yard field goal by Errol Mann later in the opening period. A 31-yard touchdown pass from Stabler to Biletnikoff late in the second quarter gave the Silver and Black a 10-7 lead at halftime.

The third quarter was dominated by New England, as second-year quarterback Steve Grogan engineered two long scoring drives. Grogan connected with tight end Russ Francis for a 26-yard touchdown pass to cap off a 9-play, 80-yard drive, and running back Jess Phillips scored on a 3-yard run late in the period to give the Patriots a 21-10 advantage.

The Raiders, in danger of being upset at home after a 13-1 regular season, cut the lead to four points with running back Mark van Eeghen's 1-yard touchdown run early in the fourth quarter. Later, facing a third-and-18 from the New England 27-yard line, Stabler was hit as his pass intended for running back Carl Garrett fell incomplete. Patriot defensive lineman Ray "Sugar Bear" Hamilton was flagged for roughing the passer on the play, and the Raiders were given a fresh set of downs. Four plays later, Stabler scrambled left and dove between two defenders into the end zone for the game's winning touchdown.

	1	2	3	4	F
New England	7	0	14	0	21
Raiders	3	7	0	14	24

- NE - Johnson 1 yd. run (Smith kick)
- OAK - Mann 40 yd. FG
- OAK - Biletnikoff 31 yd. pass from Stabler (Mann kick)
- NE - Francis 26 yd. pass from Grogan (Smith kick)
- NE - Phillips 3 yd. run (Smith kick)
- OAK - van Eeghen 1 yd. run (Mann kick)
- OAK - Stabler 1 yd. run (Mann kick)



RAIDERS 24, PITTSBURGH 7

1976 AFC Championship

Dec. 26, 1976 at Oakland-Alameda County Coliseum; Oakland, Calif.

A solid rushing performance and a stout defensive effort lifted the Silver and Black to a convincing 24-7 victory over arch-rival Pittsburgh in Oakland. The victory snapped a streak of two straight AFC Championship game victories for the Steelers and punched the Raiders' ticket to Pasadena, Calif., for Super Bowl XI.

Oakland's ground attack, paced by running back Mark van Eeghen's 22 carries for 66 yards, accounted for 157 of the team's 220 total yards of offense. The Raider defense was equally impressive, limiting the Steelers to 72 rushing yards and holding receiver Lynn Swann to just three catches.

A 39-yard field goal by Errol Mann staked the Raiders to an early lead in the first quarter. In the second period, linebacker Willie Hall picked off a Terry Bradshaw pass and returned it 25 yards to the Pittsburgh 1-yard line, setting up a short touchdown run by running back Clarence Davis.

Pittsburgh scored their first points on the ensuing possession, as Bradshaw connected on a pair of deep passes to set up a 3-yard scoring run by running back Reggie Harrison. The Raiders pushed the lead to 10 points just before halftime, mixing a strong running game with mid-range passing to set up Stabler's 4-yard touchdown toss to receiver Warren Bankston in the left side of the end zone.

The Raiders extended the lead on the team's second offensive possession of the third quarter, embarking on a 12-play, 63-yard touchdown drive that culminated in Stabler's 5-yard scoring pass to running back Pete Banaszak.

Oakland's defense clamped down for the remainder of regulation, and jubilant Raider fans poured onto the Coliseum field to celebrate as time expired.


	1	2	3	4	F
Pittsburgh	0	7	0	0	7
Raiders	3	14	7	0	24

- OAK - Mann 39 yd. FG
- OAK - Davis 1 yd. run (Mann kick)
- PIT - Harrison 3 yd. run (Mansfield kick)
- OAK - Bankston 4 yd. pass from Stabler (Mann kick)
- OAK - Banaszak 5 yd. pass from Stabler (Mann kick)



RAIDERS 37, BALTIMORE COLTS 31

1977 AFC Divisional Playoff
Dec. 24, 1977 at Memorial Stadium; Baltimore, Md.



The defending Super Bowl champion Raiders, a Wild Card entrant after posting an 11-3 regular-season record, engaged in an epic double-overtime battle with Baltimore at Memorial Stadium, a game that is best remembered for a single pass play, the "Ghost to the Post." Tight end Dave Casper was on the receiving end of three touchdown passes from quarterback Ken Stabler on the day, but it was his late grab to set up the game-tying field goal that earned notoriety in a contest that lasted three hours and 50 minutes.

Running back Clarence Davis put the Raiders up in the first quarter, breaking loose over left guard and scoring on a 30-yard run. The Colts drew even in the second quarter when defensive back Bruce Laird intercepted a Stabler pass and raced 61 yards for a touchdown. A Baltimore field goal gave the Colts a 10-7 lead at halftime.

Stabler took to the air on the Raiders' first possession of the second half, connecting with receiver Cliff Branch for a 41-yard gain before hitting Casper in the end zone from 8 yards out. The Colts retook the lead on the ensuing kickoff, with Marshall Johnson returning Ray Guy's kick 87 yards for a score. The see-saw contest swung in the Raiders' favor later in the third period, as linebacker Ted Hendricks blocked a Baltimore punt to set up Casper's second touchdown catch, a 10-yard toss from Stabler.

Quarterback Bert Jones drove the Colts to Oakland's 1-yard line early in the fourth quarter and running back Ron Lee punched it in for the go-ahead score. Raider running back Pete Banaszak countered with a 1-yard plunge of his own, and the Silver and Black went up once again. A four-play, 73-yard drive capped by Lee's second touchdown run, a 13-yarder, gave the Colts the lead and set up one of the most famous plays in NFL history.

After the teams traded punts on the next four possessions, the Raiders found themselves facing a second-and-10 from their own 44-yard line with the clock winding down. Stabler dropped back to pass, pump faked, and passed to Casper who, running a post pattern, split two defenders and made an over-the-shoulder catch for 42 yards to the Baltimore 14-yard line. Three Banaszak runs brought the ball to the 5-yard line and kicker Errol Mann evened the score with a 22-yard field goal.

Both offenses labored through a scoreless overtime period, with the Raiders driving to Baltimore 13-yard line as the frame closed. Two plays into the sixth period, Stabler, with his 40th pass attempt of the game, fittingly found Casper in the back of the end zone for the game-winning touchdown.

	1	2	3	4	OT	OT2	Final
Raiders	7	0	14	10	0	6	37
Baltimore Colts	0	10	7	14	0	0	31

- OAK - Davis 30 yd. run (Mann kick)
- BAL - Laird 61 yd. interception return (Linhart kick)
- BAL - Linhart 36 yd. yard FG
- OAK - Casper 8 yd. pass from Stabler (Mann kick)
- BAL - Johnson 87 yd. kickoff return (Linhart kick)
- OAK - Casper 10 yd. pass from Stabler (Mann kick)
- BAL - Lee 1 yd. run (Linhart kick)
- OAK - Banaszak 1 yd. run (Mann kick)
- BAL - Lee 13 yd. run (Linhart kick)
- OAK - Mann 22 yd. FG
- OAK - Casper 10 yd. pass from Stabler

DENVER 20, RAIDERS 17

1977 AFC Championship
Jan. 1, 1978 at Mile High Stadium; Denver, Colo.



Denver's "Orange Crush" defense and a controversial ruling on what appeared to be a late-game fumble by Bronco running back Rob Lytle, conspired to deny the Silver and Black a second straight Super Bowl berth at Mile High Stadium. On a frigid, 18 degree day, quarterback Ken Stabler passed for 215 yards, including two touchdown tosses to Dave Casper, but Oakland fell short in the team's fifth consecutive conference championship game appearance.

Kicker Errol Mann scored the first points of the game, booting a 20-yard field goal to cap the Raiders' first drive. The Broncos responded immediately, with quarterback Craig Morton connecting with receiver Haven Moses for a 74-yard catch-and-run for a touchdown. After a scoreless second quarter, the stage was set for a compelling second half between the two AFC West rivals.

Raider running back Clarence Davis fumbled deep in Oakland territory early in the third quarter, and the Broncos took over and drove to the 2-yard line. Lytle got the carry and was blasted by Raider safety Jack Tatum, causing what appeared to be a fumble that was recovered by Oakland lineman Mike McCoy. An official had blown his whistle, however, and after a conference, ruled Lytle down and assessed the Raiders with an unsportsmanlike conduct penalty, setting up a first-and-goal from the 1-yard line. On the very next play, Morton pitched to running back Jon Keyworth on the right, who scampered in for the touchdown.

Oakland cut the deficit to 14-10 early in the fourth quarter, as Stabler hit Casper just inside the end zone for a 7-yard touchdown. The Morton-to-Moses connection then gave the Broncos a two-score lead following a Stabler interception, with Moses' second touchdown catch covering 12 of his 168 receiving yards on the day.

The Raiders scored on the ensuing possession, Stabler's 17-yard touchdown toss to Casper capping an eight-play, 74-yard drive, but Denver took over with three minutes remaining and was able to run out the clock to seal the AFC title.

	1	2	3	4	F
Raiders	3	0	0	14	17
Denver	7	0	7	6	20

- OAK - Mann 20 yd. yard FG
- DEN - Moses 74 yd. pass from Morton (Turner kick)
- DEN - Keyworth 1 yd. run (Turner kick)
- OAK - Casper 7 yd. pass from Stabler (Mann kick)
- DEN - Moses 12 yd. pass from Morton (kick failed)
- OAK - Casper 17 yd. pass from Stabler (Mann kick)

RAIDERS 27, HOUSTON OILERS 7

1980 AFC Wild Card
Dec. 28, 1980 at Oakland-Alameda County Coliseum; Oakland, Calif.



A potent offense and a swarming defense stymied the Houston Oilers and propelled the Raiders to an emphatic 27-7 victory in an AFC Wild Card contest in Oakland. Quarterback Jim Plunkett guided a balanced attack on offense, while cornerback Lester Hayes picked off two passes by former Raider Ken Stabler, returning one for a touchdown in the win.

Houston stumbled out of the gate, as running back Earl Campbell's fumble on the first play from scrimmage was recovered by Raiders safety Mike Davis. Oakland capitalized on the turnover with a 47-yard field goal by kicker Chris Bahr. The Oilers took the lead late in the first period, capping a nine-play, 55-yard drive with a 10-yard touchdown run by Campbell. Plunkett then connected with running back Kenny King for a 37-yard gain in the second quarter, setting up a 1-yard touchdown pass to tight end Todd Christensen.

A scoreless third quarter gave way to a fourth period that would see the Silver and Black dominate on both sides of the ball. Plunkett hooked up with receiver Cliff Branch for a 33-yard completion at the end of the third quarter, setting up a 44-yard touchdown strike from Plunkett to a streaking Arthur Whittington along the right sideline on the first play of the fourth period.


The Raider defense forced punts on the next two Houston possessions, and Bahr added his second field goal of the day, a 37-yarder, to give the Raiders a 13-point lead. Desperate to get back into the contest, Houston took to the air on the ensuing possession. On a third-and-20 play, Stabler's pass was picked off by Hayes, his second of the game, and returned 20 yards for a touchdown to give the Raiders an insurmountable lead.

	1	2	3	4	F
Houston Oilers	7	0	0	0	7
Raiders	3	7	0	17	27

- OAK - Bahr 47 yd. FG
- HOU - Campbell 10 yd. run (Fritsch kick)
- OAK - Christensen 1 yd. pass from Plunkett (Bahr kick)
- OAK - Whittington 44 yd. pass from Plunkett (Bahr kick)
- OAK - Bahr 37 yd. FG
- OAK - Hayes 20 yd. interception return (Bahr kick)

RAIDERS 14, CLEVELAND 12

1980 AFC Divisional Playoff
Jan. 4, 1981 at Cleveland Municipal Stadium; Cleveland, Ohio



Two rushing touchdowns from running back Mark van Eeghen and safety Mike Davis' game-saving interception on a designed pass play called "Red Right 88," propelled the Raiders to a 14-12 victory over the Browns on a bitter-cold afternoon at Cleveland Municipal Stadium.

With the temperature at one degree Fahrenheit at kickoff, both offenses struggled to get started on the frozen turf. With whipping winds limiting the passing game, the first quarter came and went with no score and only two total first downs, both by Cleveland.

The Browns' defense would provide the first score of the game in the second quarter, with defensive back Ron Bolton intercepting a Jim Plunkett pass and returning it 42 yards for a touchdown. The Raiders answered back before halftime, embarking on a 14-play, 64-yard drive that culminated in a 1-yard touchdown run by van Eeghen to give Oakland a 7-6 lead at the break.

Cleveland promptly retook the lead in the third quarter, driving 48 yards and getting a 30-yard field goal from kicker Don Cockroft. The Browns added another field goal later in the period, making the score 12-7 entering the fourth quarter.

The Raiders opened up the fourth quarter on a steady drive, Plunkett mixing runs and passes all the way down to the Browns' 3-yard line. Oakland gave the ball to van Eeghen on three straight plays, including a 1-yard dive to give the Raiders a slim two-point lead.

Quarterback Brian Sipe and the Browns' offense, known as the "Cardiac Kids" for their propensity for late comebacks, took over with 2:22 left in the game and drove all the way down to Oakland's 13-yard line. Instead of opting for a field-goal attempt, and facing a second down with :49 left in regulation, Cleveland coach Sam Rutigliano called for a pass play, "Red Right 88." Davis cut in front of tight end Ozzie Newsome on the play, tumbling to the ground with the ball and preserving the narrow victory for the Silver and Black.

	1	2	3	4	F
Raiders	0	7	0	7	14
Cleveland	0	6	6	0	12

- CLE - Bolton 42 yd. interception return (kick failed)
- OAK - van Eeghen 1 yd. run (Bahr kick)
- CLE - Cockroft 30 yd. FG
- CLE - Cockroft 30 yd. FG
- OAK - van Eeghen 1 yd. run (Bahr kick)

RAIDERS 34, SAN DIEGO 27

1980 AFC Championship
Jan. 11, 1981 at Jack Murphy Stadium; San Diego, Calif.



The Raiders got off to a fast start behind a masterful performance by quarterback Jim Plunkett, and used a ball control offense to upend the Chargers for the AFC title on a slick Jack Murphy Stadium field. Facing a vaunted San Diego passing attack, it was Oakland, led by Plunkett's 14-for-18 passing for 261 yards, which jumped out to a 28-14 halftime lead and held on down the stretch to advance to the Super Bowl for the third time in franchise history.

Oakland wasted no time getting on the scoreboard, as a Plunkett pass glanced off of the hands of intended receiver Kenny King directly to tight end Raymond Chester, who galloped 65 yards into the end zone for the score. The Chargers used their aerial attack to even the score, with quarterback Dan Fouts connecting on a 48-yard touchdown toss to receiver Charlie Joiner.

The Raiders retook the lead on the ensuing possession, as a 48-yard completion to receiver Cliff Branch and a pass interference call set up a 5-yard scoring scamper by Plunkett. Oakland scored again on its next possession, Plunkett finding King with a perfect pass in the end zone for 21 yards, to close out a wild first quarter.

A second-quarter fumble recovery by linebacker Ted Hendricks led to another Raider score, as running back Mark van Eeghen got into the end zone on a 3-yard run. The Chargers cut the deficit to two scores on the ensuing possession by virtue of an 8-yard pass from Fouts to Joiner, marking the receiver's second touchdown of the day.

After a break-neck scoring pace in the first half, San Diego chipped away at the Oakland lead with a 26-yard Rolf Benirschke field goal to begin the third quarter. The Chargers cut further into the advantage on their next possession, as running back Chuck Muncie capped off a drive by diving into the end zone following a 6-yard sweep around left tackle.

Starting the fourth quarter on offense, the Raiders controlled the ball for over five minutes on a drive that culminated in kicker Chris Bahr's 33-yard field goal. The Chargers followed with a field-goal drive, but over eight minutes had elapsed and the Raiders took over with less than seven minutes left on the clock. Plunkett expertly engineered four first downs on a 15-play drive that included 14 running plays to close out regulation, ending the game with San Diego's potent offense on the bench.

	1	2	3	4	F
Raiders	21	7	3	3	34
San Diego	7	7	10	3	27

- OAK - Chester 65 yd. pass from Plunkett (Bahr kick)
- SD - Joiner 48 yd. pass from Fouts (Benirschke kick)
- OAK - Plunkett 5 yd. run (Bahr kick)
- OAK - King 21 yd. pass from Plunkett (Bahr kick)
- OAK - van Eeghen 3 yd. run (Bahr kick)
- SD - Joiner 8 yd. pass from Fouts (Benirschke kick)
- SD - Benirschke 26 yd. FG
- SD - Muncie 6 yd. run (Benirschke kick)
- OAK - Bahr 27 yd. FG
- OAK - Bahr 33 yd. FG
- SD - Benirschke 27 yd. FG

RAIDERS 27, CLEVELAND 10

1982 AFC Wild Card
Jan. 8, 1983 at Los Angeles Memorial Coliseum, Los Angeles, Calif.



The Raiders, entering the playoffs as the AFC's top seed in a strike-shortened season after posting an 8-1 record, used an efficient passing offense and a smothering defense to dispatch Cleveland at the L.A. Coliseum, 27-10. Quarterback Jim Plunkett completed 24-of-37 pass attempts for 386 yards and rookie running back Marcus Allen found the end zone twice in the Raiders' first playoff game in Los Angeles.

Kicker Chris Bahr opened the scoring with a 27-yard field goal following a 64-yard toss from Plunkett to receiver Cliff Branch, but two Plunkett interceptions halted any further potential damage by the Raiders in the first quarter. Cleveland tied the game with a 52-yard field goal by Bahr's brother, Matt, but the Silver and Black quickly retook the lead on the ensuing possession, driving 88 yards on just eight plays to set up a pitch to Allen for a 2-yard touchdown.

Cleveland briefly tied the game once again, with quarterback Paul McDonald finding receiver Ricky Feacher for a 43-yard touchdown connection. The Raiders' added a field goal at the end of the second quarter, as Chris Bahr was true from 37 yards out, giving the Silver and Black a 13-10 halftime lead.

The Browns drove to the Raiders 11-yard line on the second half's opening possession, but a fumble by running back Charles White halted their momentum, and the Raiders capitalized with an 89-yard drive that culminated in Allen's second touchdown of the day, a 3-yard run.

A 1-yard touchdown dive in the fourth quarter by running back Frank Hawkins essentially sealed the victory, and the Raider defense took over, not letting the Cleveland offense advance any further than the Los Angeles 47-yard line for the remainder of the contest.

	1	2	3	4	F
Cleveland	0	10	0	0	10
Raiders	3	10	7	7	27

- LA - C. Bahr 27 yd. FG
- CLE - M. Bahr 52 yd. FG
- LA - Allen 2 yd. run (C. Bahr kick)
- CLE - Feacher 43 yd. pass from McDonald (M. Bahr kick)
- LA - C. Bahr 37 yd. FG
- LA - Allen 3 yd. run (C. Bahr kick)
- LA - Hawkins 1 yd. run (C. Bahr kick)

NEW YORK JETS 17, RAIDERS 14

1982 AFC Divisional Playoff
Jan. 15, 1983 at Los Angeles Memorial Coliseum; Los Angeles, Calif.



The visiting Jets stifled the Raiders' offense and a late touchdown negated 14 third-quarter points from the Silver and Black in an upset at the L.A. Coliseum. Quarterback Jim Plunkett passed for 266 yards and one touchdown, but was intercepted three times as the Raiders dropped a narrow decision.

The Raiders were in position to score first, but a 34-yard attempt by kicker Chris Bahr hit the right upright. The Jets capitalized immediately, with quarterback Richard Todd orchestrating an 80-yard touchdown drive that culminated in a 20-yard scoring pass to receiver Wesley Walker. Los Angeles drove into Jets territory on the ensuing possession, but a Plunkett pass was picked off by cornerback Bobby Jackson at the 12-yard line. The Jets added a 30-yard field goal by kicker Pat Leahy later in the second quarter and entered the halftime break with a 10-0 advantage.

Plunkett kept the Raiders on the board immediately in the third quarter, engineering a 12-play, 77-yard scoring drive that was capped by running back Marcus Allen's 3-yard touchdown run. Regaining possession following a partially-blocked punt, Plunkett promptly connected with receiver Malcolm Barnwell for a 57-yard touchdown strike, giving the Raiders their first lead of the game.

The teams traded turnovers early in the fourth quarter, but a 45-yard completion from Todd to Walker put the Jets in scoring position with just under four minutes remaining in the game. From 1-yard out, running back Scott Dierking dove over the top for the go-ahead touchdown with just 3:45 left on the clock.


The Raiders would have two more opportunities on offense, but on both drives Plunkett was intercepted by linebacker Lance Mehl, ending the Silver and Black's first season in Los Angeles.

	1	2	3	4	F
NY Jets	7	3	0	7	17
Raiders	0	0	14	0	14

- NYJ - Walker 20 yd. pass from Todd (Leahy kick)
- NYJ - Leahy 30 yd. FG
- LA - Allen 3 yd. run (Bahr kick)
- LA - Barnwell 57 yd. pass from Plunkett (Bahr kick)
- NYJ - Dierking 1 yd. run (Leahy kick)

RAIDERS 38, PITTSBURGH 10

1983 AFC Divisional Playoff
Jan. 1, 1984 at Los Angeles Memorial Coliseum; Los Angeles, Calif.



Running back Marcus Allen rushed for 121 yards with two touchdowns, and 21 third-quarter points led the Raiders to a dominating 38-10 victory over Pittsburgh in a renewal of one of the NFL's fiercest rivalries at the L.A. Coliseum. Quarterback Jim Plunkett guided an efficient offense and an intimidating defense harried quarterback Cliff Stoudt all afternoon, sacking the Pittsburgh signal-caller five times and intercepting him once.

The Steelers got on the board first with a 17-yard field goal by Gary Anderson. On Pittsburgh's next possession, cornerback Lester Hayes picked off a pass from Stoudt and returned it 18 yards for a touchdown. The Raiders added to their lead in the second quarter, with Allen capping off an 80-yard drive with a 4-yard run over right guard for a touchdown, his first of the day. The Los Angeles defense held firm, allowing Pittsburgh to cross midfield just once on their next three possessions, and a 45-yard field goal by Chris Bahr at the end of the half made the score 17-3.

The third quarter belonged solely to the Silver and Black, as a precision passing game and big-play capability on offense dimmed Pittsburgh's hopes. On the half's opening possession, Plunkett promptly guided a scoring drive by moving the Raiders 72 yards on nine plays, culminating in a 9-yard touchdown run by running back Kenny King.


Allen gave Los Angeles a commanding lead on the team's next series, taking a handoff from Plunkett and breaking free up the middle for a dazzling 49-yard touchdown run. Pittsburgh cut into the lead with a long 58-yard touchdown pass from Stoudt to receiver John Stallworth, but running back Frank Hawkins' bull-dozing 2-yard score at the end of the third quarter essentially wrapped up the victory for the Silver and Black.

	1	2	3	4	F
Pittsburgh	3	0	7	0	10
Raiders	7	10	21	0	38

- PIT - Anderson 17 yd. FG
- LA - Hayes 18 yd. interception return (Bahr kick)
- LA - Allen 4 yd. run (Bahr kick)
- LA - Bahr 45 yd. FG
- LA - King 9 yd. run (Bahr kick)
- LA - Allen 49 yd. run (Bahr kick)
- PIT - Stallworth 58 yd. pass from Stoudt (Anderson kick)
- LA - Hawkins 2 yd. run (Bahr kick)

RAIDERS 30, SEATTLE 14

1983 AFC Championship
Jan. 8, 1984 at Los Angeles Memorial Coliseum;
Los Angeles, Calif.



The Raiders were not to be denied in the organization's fifth AFC Championship game appearance in nine years, getting out to a fast start and cruising to a 30-14 triumph at the L.A. Coliseum in front of 92,335 fans, a championship game record. A stifling defense held Seattle scoreless deep into the third quarter, and the combination of quarterback Jim Plunkett and running back Marcus

Allen proved too much for a Seahawk team that had defeated the Raiders twice during the regular season.

Seattle's game-opening drive was halted by a Lester Hayes interception, the first of five picks on the day for the Raiders, and led to a 20-yard field goal by kicker Chris Bahr. In the second quarter, running back Frank Hawkins got into the end zone on a 1-yard plunge, capping a 61-yard drive. On the team's next offensive series, Plunkett connected with receiver Malcolm Barnwell for 49 yards, setting up Hawkins' second touchdown of the quarter on a 5-yard run around left end. Safety Mike Davis' first of two interceptions came on the ensuing possession, setting up a 45-yard field goal from Bahr and a commanding 20-0 lead at the half.

The Seahawks switched quarterbacks early in the third quarter, going with veteran Jim Zorn, but the results were much the same, as Davis picked off a pass on Zorn's first series under center. Allen broke off a long run on the very next play, picking up 43 of his 154 yards on the day, and setting up his own 3-yard touchdown reception from Plunkett. Seattle finally got on the board with Zorn's 11-yard touchdown pass to running back Dan Doornink, but the final result was not in doubt.


A fourth-quarter field goal by Bahr and a late Seahawk touchdown rounded out the scoring, and the Raiders advanced to the Super Bowl for the fourth time in franchise history.

	1	2	3	4	F
Seattle	0	0	7	7	14
Raiders	3	17	7	3	30

- LA - Bahr 20 yd. FG
- LA - Hawkins 1 yd. run (Bahr kick)
- LA - Hawkins 5 yd. run (Bahr kick)
- LA - Bahr 45 yd. FG
- LA - Allen 3 yd. pass from Plunkett (Bahr kick)
- SEA - Doornink 11 yd. pass from Zorn (Johnson kick)
- LA - Bahr 35 yd. FG
- SEA - Young 9 yd. pass from Zorn (Johnson kick)

SEATTLE 13, RAIDERS 7

1984 AFC Wild Card
Dec. 22, 1984 at Kingdome, Seattle, Wash.



A grinding Seattle running game and just four completions by Seahawk quarterback Dave Krieg, including one for a touchdown, was enough to edge the Silver and Black in an AFC Wild Card contest in Seattle. Running back Marcus Allen rushed for 61 yards and caught five passes for 90 yards, while Seattle running back Dan Doornink carried the ball 29 times for 126 yards in front of 64,910 fans at the Kingdome.

Seattle scored first, capping a nine-play, 93-yard drive with a 26-yard touchdown pass from Krieg to receiver Daryl Turner. The teams traded punts frequently until a fumble by Raiders running back Frank Hawkins led to a short field for Seattle late in the third quarter. A 35-yard field goal by kicker Norm Johnson extended the Seahawks' lead, and the first of two interceptions thrown on the day by Plunkett preserved the 10-0 score at the end of three periods.

Johnson added a 44-yard field goal in the fourth quarter, but the Raiders looked to get Allen going on a drive beginning on their own 22-yard line. Plunkett connected with Allen for two completions for 29 yards before hitting him again over the middle for a 46-yard touchdown catch-and-run.

Looking to hold on to their slim lead, the Seahawks took nearly four minutes off the clock before being forced to punt. Taking over at the 16-yard line with under a minute to go, Plunkett completed two quick passes but his third was intercepted by safety Kenny Easley, sealing Seattle's victory.

	1	2	3	4	F
Raiders	0	0	0	7	7
Seattle	0	7	3	3	13

- SEA - Turner 26 yd. pass from Krieg (Johnson kick)
- SEA - Johnson 35 yd. FG
- SEA - Johnson 44 yd. FG
- LA - Allen 46 yd. pass from Plunkett (Bahr kick)

NEW ENGLAND 27, RAIDERS 20

1985 AFC Divisional Playoff
Jan. 5, 1986 at Los Angeles Memorial Coliseum;
Los Angeles, Calif.



Six Raider turnovers led to 20 New England points and Craig James became the first running back to rush for over 100 yards against Los Angeles all season, as the visiting Patriots upended the Silver and Black at the L.A. Coliseum, 27-20. Running back Marcus Allen rushed for 121 yards and one touchdown, but the top-seeded Silver and Black failed to score in the second half in the upset defeat.

A muffed return on a first-quarter punt set up the game's opening score, a 13-yard pass from quarterback Tony Eason to tight end Lin Dawson. Greg Townsend blocked a punt later in the opening period, but the Raider offense stalled and had to settle for a 29-yard field goal by Chris Bahr.

Los Angeles took the lead in the second quarter, as quarterback Marc Wilson found receiver Jessie Hester in the end zone for a 16-yard touchdown. Defensive lineman Howie Long pounced on a fumble on the Patriots' next possession, and the Raiders capitalized with an 11-yard touchdown run by Allen. On the ensuing series, New England covered 80 yards on a 10-play scoring drive, with James capping the sequence with a 2-yard touchdown around left end. After trading field goals, the teams entered half-time with the Raiders clinging to a narrow 20-17 advantage.

Turnovers continued to plague the Raiders in the third quarter, as an Allen fumble in New England territory led to a game-tying, 32-yard field goal by kicker Tony Franklin. On the ensuing kickoff, returner Sam Seale muffed the kick and then fumbled before Jim Bowman fell on the ball in the end zone for a New England touchdown.


The special-teams touchdown would provide the difference in the game, as the Patriots limited the Raiders to just two fourth-quarter possessions, picking off Wilson for the third time to close out the upset.

	1	2	3	4	F
New England	7	10	10	0	27
Raiders	3	17	0	0	20

- NE - Dawson 13 yd. pass from Eason (Franklin kick)
- LA - Bahr 29 yd. FG
- LA - Hester 16 yd. pass from Wilson (Bahr kick)
- LA - Allen 11 yd. run (Bahr kick)
- NE - James 2 yd. run (Franklin kick)
- NE - Franklin 45 yd. FG
- LA - Bahr 32 yd. FG
- NE - Franklin 32 yd. FG
- NE - Bowman fumble recovery in end zone (Franklin kick)

RAIDERS 20, CINCINNATI 10

1990 AFC Divisional Playoff
Jan. 13, 1991 at Los Angeles Memorial Coliseum;
Los Angeles, Calif.



Returning to the playoffs after a five-year hiatus, the Raiders used 10 fourth-quarter points to defeat Cincinnati, 20-10, in a game that is perhaps most remembered as running back Bo Jackson's last career appearance on a football field. Quarterback Jay Schroeder passed for 172 yards and two touchdowns on just 11 completions, and running back Marcus Allen gained 140 yards on the ground to lead the Silver and Black.

Art Shell's team drove to the Cincinnati 24-yard line early in the first quarter, but an incompletion on a fourth-and-1 play turned the ball over on downs. A second-quarter field goal gave the Bengals an early lead, but the Raiders' running game got going on the ensuing possession, as Jackson and Allen combined for 56 yards on five rushing attempts before Schroeder found receiver Mervyn Fernandez in the end zone for a 13-yard strike.

Early in the third quarter, Jackson took a pitch from Schroeder and dashed around right end for 34 yards before being dragged down from behind. It would mark the final play of a short but bright career for the dynamic running back, as Jackson suffered a career-ending hip injury on the play.

Kicker Jeff Jaeger booted a 49-yard field goal to cap a third-quarter drive, but the Bengals pulled even when quarterback Boomer Esiason hooked up with receiver Stanford Jennings for an 8-yard touchdown early in the fourth period. On the ensuing possession, Schroeder orchestrated an 80-yard touchdown drive that was highlighted by a 41-yard scoring pass to tight end Ethan Horton, who made a finger-tip grab on the play.

The Bengals began to drive on their next possession, but Greg Townsend's third sack of the game helped derail their offense. Jaeger's 25-yard field goal with just 19 seconds left on the clock ended Cincinnati's hopes and sent the Raiders to the AFC Championship game for the first time since the 1983 season.

	1	2	3	4	F
Cincinnati	0	3	0	7	10
Raiders	0	7	3	10	20

- CIN - Breech 27 yd. FG
- LA - Fernandez 13 yd. pass from Schroeder (Jaeger kick)
- LA - Jaeger 49 yd. FG
- CIN - Jennings 8 yd. pass from Esiason (Breech kick)
- LA - Horton 41 yd. pass from Schroeder (Jaeger kick)
- LA - Jaeger 25 yd. FG

BUFFALO 51, RAIDERS 3

1990 AFC Championship
Jan. 20, 1991 at Rich Stadium; Orchard Park, N.Y.



Buffalo's potent offense jumped out to 41 first-half points en route to a 51-3 defeat of the Raiders at Rich Stadium. Quarterback Jay Schroeder, directing an offense devoid of star running back Bo Jackson, threw five interceptions, and the Los Angeles defense could not keep pace with a Bills offense that got 300 passing yards from quarterback Jim Kelly and three rushing touchdowns from running back Kenneth Davis.

The Bills got off to a fast start, as Kelly connected with former Raider James Lofton for a 13-yard touchdown on the team's first drive. The Raiders answered immediately, getting a 41-yard field goal from kicker Jeff Jaeger on the ensuing possession. A relentless Buffalo offense scored again on a 12-yard touchdown run by Thurman Thomas, and added seven points on an interception return for a touchdown by linebacker Daryl Talley to make the score 21-3.

With the Raider offense stuck in neutral, the Bills added 20 points in the second quarter via two short-yardage runs by Davis and Lofton's second touchdown catch of the game.


Any spark the Raiders looked to ignite after halftime flamed out in the form of two interceptions in Buffalo territory. Davis' third score of the game on a 1-yard dive and a fourth-quarter field goal from kicker Scott Norwood closed out Buffalo's first conference title.

	1	2	3	4	F
Raiders	3	0	0	0	3
Buffalo	21	20	0	10	51

- BUF - Lofton 13 yd. pass from Kelly (Norwood kick)
- LA - Jaeger 41 yd. FG
- BUF - Thomas 12 yd. run (Norwood kick)
- BUF - Talley 27 yd. interception return (Norwood kick)
- BUF - Davis 1 yd. run (kick failed)
- BUF - Davis 3 yd. run (Norwood kick)
- BUF - Lofton 8 yd. pass from Kelly (Norwood kick)
- BUF - Davis 1 yd. run (Norwood kick)
- BUF - Norwood 39 yd. FG

KANSAS CITY 10, RAIDERS 6

1991 AFC Wild Card
Dec. 28, 1991 at Arrowhead Stadium; Kansas City, Mo.



The Raiders fell to the Chiefs, 10-6, in a contest highlighted by dominating defense on both sides in an AFC Wild Card game. Rookie quarterback Todd Marinovich, who threw three touchdown passes in his NFL debut the previous week against the same Kansas City squad, threw four interceptions, and Chiefs running back Barry Word rushed for 130 yards at Arrowhead Stadium.

Both offenses struggled to put points on the board in the first half, as the two teams combined for three interceptions, two fumbles, two missed field goals and one punt on the game's first eight possessions. Safety Deron Cherry's second interception of the game midway through the second quarter put Kansas City in scoring position, and quarterback Steve DeBerg capitalized with an 11-yard touchdown strike to receiver Fred Jones. Marinovich engineered a score near the end of the second quarter, getting three points on a 32-yard Jeff Jaeger field goal following a 10-play, 65-yard drive.

The Raiders drew closer at the start of the second half, driving to the Kansas City 8-yard line before settling for a 26-yard chip shot by Jaeger. The Silver and Black's offense could not remain on track, however, and the Raiders' final three possessions ended in turnovers. The Chiefs added a Nick Lowery field goal in the fourth quarter, handing Los Angeles the narrow defeat.

	1	2	3	4	F
Raiders	0	3	3	0	6
Kansas City	0	7	0	3	10

- KC - Jones 11 yd. pass from DeBerg (Lowery kick)
- LA - Jaeger 32 yd. FG
- LA - Jaeger 26 yd. FG
- KC - Lowery 18 yd. FG

RAIDERS 42, DENVER 24

1993 AFC Wild Card
Jan. 9, 1994 at Los Angeles Memorial Coliseum; Los Angeles, Calif.



A quick-strike offense and three second-half touchdowns by running back Napoleon McCallum propelled the Raiders to a 42-24 shootout victory over Denver at the L.A. Coliseum. Quarterback Jeff Hostetler passed for 294 yards and three first-half scores against a Bronco team that the Silver and Black had defeated in overtime the previous week, forcing Denver to return to Los Angeles for the Wild Card contest.

Los Angeles and Denver exchanged scores on a "blow-blow" basis in the first half. The Raiders opened the scoring with Hostetler's 9-yard touchdown pass to tight end Ethan Horton, only to be matched by quarterback John Elway's 23-yard strike to tight end Shannon Sharpe. Hostetler connected on the first long score of the game, hitting receiver Tim Brown for a 65-yard touchdown later in the first quarter. Elway followed suit with a 16-yard touchdown in the second period to tight end Reggie Johnson, but Los Angeles went up again via a 54-yard pass from Hostetler to receiver James Jett. Denver pulled even on Elway's 6-yard toss to receiver Derek Russell, and the game went into the half tied, 21-21.

After posting a pair of three-and-outs on defense, the Raiders took to the ground on offense in the third quarter. McCallum, who had just one carry in the first half, broke loose for a 26-yard touchdown to give the Silver and Black the lead for good. McCallum powered through the middle for a 2-yard score to cap a 52-yard drive later in the period, and the Los Angeles defense did not yield a Bronco first down on four third-quarter possessions to maintain a commanding lead.

Kicker Jason Elam booted a 33-yard field goal to get Denver back on the board in the fourth quarter, but McCallum's third touchdown of the game following a long Raider drive sealed the victory for the Silver and Black.

	1	2	3	4	F
Denver	7	14	0	3	24
Raiders	14	7	14	7	42

- LA - Horton 9 yd. pass from Hostetler (Jaeger kick)
- DEN - Sharpe 23 yd. pass from Elway (Elam kick)
- LA - Brown 65 yd. pass from Hostetler (Jaeger kick)
- DEN - Johnson 16 yd. pass from Elway (Elam kick)
- LA - Jett 54 yd. pass from Hostetler (Jaeger kick)
- DEN - Russell 6 yd. pass from Elway (Elam kick)
- LA - McCallum 26 yd. run (Jaeger kick)
- LA - McCallum 2 yd. run (Jaeger kick)
- DEN - Elam 33 yd. FG
- LA - McCallum 1 yd. run (Jaeger kick)

BUFFALO 29, RAIDERS 23

1993 AFC Divisional Playoff
Jan. 15, 1994 at Rich Stadium; Orchard Park, N.Y.



The Raiders were edged by the Bills, 29-23, on a frigid artificial turf at Rich Stadium in a competitive AFC Divisional playoff game. With temperatures at game time dipping to zero, the Silver and Black built a 17-13 halftime lead, but succumbed to Buffalo behind a pair of second-half touchdown passes from quarterback Jim Kelly to receiver Bill Brooks.

The Bills provided the game's initial threat in the first quarter, driving to the Raider 30-yard line before turning the ball over on downs. The Silver and Black responded immediately, embarking on a 58-yard drive that culminated in kicker Jeff Jaeger's 30-yard field goal in the second quarter.

Running back Kenneth Davis put the Bills ahead with a leaping 1-yard touchdown dive on the ensuing possession, but Raiders running back Napoleon McCallum matched the score with a 1-yard scoring run of his own. Los Angeles extended its lead following a fumble recovery, as McCallum capped an 11-play, 40-yard drive with his second 1-yard touchdown run of the day. The Bills got back into the game on the heels of a 37-yard pass interference call, with running back Thurman Thomas punching it into the end zone from 8 yards out.

Buffalo grabbed the lead in the third quarter, getting a touchdown on Kelly's 25-yard pass to Brooks and adding a field goal to move ahead, 22-17. The Bills' lead was short-lived, however, as quarterback Jeff Hostetler connected with receiver Tim Brown from the Raiders 24-yard line, and Brown streaked up the middle and eluded a tackler to score an 86-yard touchdown.

Kelly guided another scoring drive to put the Bills up for good, connecting with Brooks from 22 yards out to provide the difference. The Raiders' two remaining possessions resulted in three-and-outs, and the Bills ran out the clock to end the Silver and Black's season.


	1	2	3	4	F
Raiders	0	17	6	0	23
Buffalo	0	13	9	7	29

- LA - Jaeger 30 yd. FG
- BUF - Davis 1 yd. run (kick failed)
- LA - McCallum 1 yd. run (Jaeger kick)
- LA - McCallum 1 yd. run (Jaeger kick)
- BUF - Thomas 8 yd. run (Christie kick)
- BUF - Brooks 25 yd. pass from Kelly (kick failed)
- BUF - Christie 29 yd. FG
- LA - Brown 86 yd. pass from Hostetler (kick failed)
- BUF - Brooks 22 yd. pass from Kelly (Christie kick)

RAIDERS 27, MIAMI 0

2000 AFC Divisional Playoff
Jan. 6, 2001 at Network Associates Coliseum; Oakland, Calif.

The Raiders made a triumphant return to the postseason, dismantling the visiting Miami Dolphins and posting a 27-0 victory, the first postseason shutout in franchise history. Quarterback Rich Gannon's efficient passing and cornerback Tory James' two interceptions, including a 90-yard return for a touchdown, spelled doom for the Dolphins at Network Associates Coliseum.



Miami quarterback Jay Fiedler drove the Dolphins to the Raiders' 16-yard line on the team's first possession, but James jumped receiver Leslie Shepherd's route for a pick and raced 90 yards down the sideline for a tone-setting touchdown. Kicker Sebastian Janikowski added a 36-yard field goal in the opening period and the end result was never in doubt.

Another Janikowski field goal, this one from 33 yards out, boosted the Oakland lead in the second quarter, and when Gannon connected with receiver James Jett on a 6-yard touchdown pass, the rout was truly on.

The Raider defense halted any hope of a Miami comeback, holding running back Lamar Smith, who had rushed for 209 yards the previous week against Indianapolis, to just five yards on eight carries. A 2-yard touchdown run by running back Tyrone Wheatley in the third quarter put the game out of reach, and two fourth-quarter interceptions, including a second of the day by James, closed out the convincing victory.


	1	2	3	4	F
Miami	0	0	0	0	0
Raiders	10	10	7	0	27

- OAK - James 90 yd. interception return (Janikowski kick)
- OAK - Janikowski 36 yd. FG
- OAK - Janikowski 33 yd. FG
- OAK - Jett 6 yd. pass from Gannon (Janikowski kick)
- OAK - Wheatley 2 yd. run (Janikowski kick)

BALTIMORE RAVENS 16, RAIDERS 3

2000 AFC Championship
Jan. 14, 2001 at Network Associates Coliseum; Oakland, Calif.

The Baltimore Ravens spoiled the first conference championship game played in Oakland since 1976, using a stifling defense to upend the host Raiders, 16-3. Quarterback Rich Gannon was injured on a second-quarter play, and the Raiders fell short in their bid for a return to the Super Bowl.



After a scoreless first quarter, the Ravens got on the board first when quarterback Trent Diller hit Shannon Sharpe over the middle and the tight end split two defenders, rumbling 96 yards for a touchdown. Shortly following the Ravens' score, Gannon was forced to leave the game due to a shoulder injury and his replacement, Bobby Hoyer, threw an interception that Baltimore capitalized upon with a 31-yard field goal.

With Gannon back under center, the Raiders mounted a scoring drive early in the third quarter. Kicker Sebastian Janikowski booted a 24-yard field goal after the Oakland drive stalled out at Baltimore's 6-yard line. The Ravens added short Matt Stover field goals, one each in the third and fourth quarters, and the Raiders were kept out of the end zone for the first time all season in the defeat.


	1	2	3	4	F
Baltimore	0	10	3	3	16
Raiders	0	0	3	0	3

- BAL - Sharpe 96 yd. pass Diller (Stover kick)
- BAL - Stover 31 yd. FG
- OAK - Janikowski 24 yd. FG
- BAL - Stover 28 yd. FG
- BAL - Stover 21 yd. FG

RAIDERS 38, NEW YORK JETS 24

2001 AFC Wild Card
Jan. 12, 2002 at Network Associates Coliseum; Oakland, Calif.

An explosive offense led by quarterback Rich Gannon, receiver Jerry Rice and running back Charlie Garner overwhelmed the visiting New York Jets in an AFC Wild Card contest, 38-24. Rice's nine catches for 183 yards and Garner's 158 rushing yards proved too much for the Jets, who had defeated the Raiders at Network Associates Coliseum the previous week to earn a playoff berth.



The Raiders got off to a fast start in the first quarter, with Gannon leading two long drives that resulted in Sebastian Janikowski field goals. After the two teams traded field goals in the second quarter, the Silver and Black got into the end zone on a 2-yard pass from Gannon to receiver Tim Brown to give the Raiders a 16-3 halftime lead.

The Jets pulled closer on the second half's opening drive, as QB Vinny Testaverde found receiver Wayne Chrebet wide open for a 17-yard touchdown. The Raiders recovered a fumble near the end of the third period, setting up a wild fourth period in which the teams would combine to score 36 points.

Fullback Zack Crockett got the final quarter started with a 2-yard plunge for a score, and a two-point conversion gave the Raiders a 24-10 advantage. A 3-yard toss from Testaverde to fullback Richie Anderson cut the Oakland lead to seven points, but Gannon promptly led a 68-yard scoring drive on the ensuing possession, connecting with Rice for a 21-yard touchdown toss.

The Jets stormed back, as Chrebet hauled in his second touchdown pass of the game from 4 yards out. On the Raiders' next possession, Garner took a handoff and broke free around the right end for 80 yards to set a franchise postseason record and put the game out of reach.


	1	2	3	4	F
NY Jets	0	3	7	14	24
Raiders	6	10	0	22	38

- OAK - Janikowski 21 yd. FG
- OAK - Janikowski 41 yd. FG
- NYJ - Hall 45 yard yd. FG
- OAK - Janikowski 45 yd. FG
- OAK - Brown 2 yd. pass from Gannon (Janikowski kick)
- NYJ - Chrebet 17 yd. pass from Testaverde (Hall kick)
- OAK - Crockett 2 yd. run (Garner run)
- NYJ - Anderson 3 yd. pass from Testaverde (Hall kick)
- OAK - Rice 21 yd. pass from Gannon (Janikowski kick)
- NYJ - Chrebet 4 yd. pass from Testaverde (Hall kick)
- OAK - Garner 80 yd. run (Janikowski kick)

NEW ENGLAND 16, RAIDERS 13

2001 AFC Divisional Playoff
Jan. 19, 2002 at Foxboro Stadium; Foxboro, Mass.

A New England snow storm created a majestic setting at Foxboro Stadium, as the Patriots edged the Raiders in the "Tuck Game," one of the most controversial contests in NFL history.



With less than two minutes remaining in regulation and the Raiders clinging to a three-point lead, cornerback Charles Woodson sacked Patriots quarterback Tom Brady, causing what appeared to be a fumble that was recovered by Raider linebacker Greg Biekert to seal a Raider win. Citing Rule 3, Section 22, Article 2, Note 2 in the NFL rule book, the officials ruled the play an incomplete pass, leading to the game-tying field goal by kicker Adam Vinatieri.

The Raiders built an early lead in the contest, as quarterback Rich Gannon connected with receiver James Jett in the corner of the end zone for a 13-yard score in the second quarter. Two Sebastian Janikowski field goals, from 38 and 45 yards out, gave the Raiders a 13-3 advantage entering the final period.

Brady was efficient in an early fourth-quarter drive, completing nine consecutive pass attempts before scampering into the end zone for a 6-yard touchdown to cut the Raider lead to three points. Brady then led a late-game drive that culminated in Vinatieri's 45-yard, game-tying field goal that came on the heels of the "tuck rule" play.

In overtime, Brady promptly piloted a 61-yard drive that led to Vinatieri's game-winner from 23 yards out.

	1	2	3	4	OT	Final
Raiders	0	7	6	0	0	13
New England	0	0	3	10	3	16

- OAK - Jett 13 yd. pass from Gannon (Janikowski kick)
- NE - Vinatieri 23 FG
- OAK - Janikowski 38 yd. FG
- OAK - Janikowski 45 yd. FG
- NE - Brady 6 yd. run (Vinatieri kick)
- NE - Vinatieri 45 yd. FG
- NE - Vinatieri 23 yd. FG

RAIDERS 30, NEW YORK JETS 10

2002 AFC Divisional Playoff


Jan. 12, 2003 at Network Associates Coliseum; Oakland, Calif.

An opportunistic off-ense scored 17 points off of three Jets turnovers, and quarterback Rich Gannon passed for 283 yards and two touchdowns to lead the Raiders to a convincing 30-10 victory over the New York Jets at Network Associates Coliseum.

After trading first-quarter field goals, the Raiders capitalized on a fumble recovery in Jets territory by way of a 1-yard dive by fullback Zack Crockett. The Jets drew even late in the second quarter, as quarterback Chad Pennington capped a long drive with a 1-yard touchdown pass to fullback Jerald Sowell to tie the game at the half.

The second half was all Silver and Black, with Gannon connecting with receiver Jerry Porter for a 29-yard touchdown in the third quarter to give the Raiders the lead for good. Gannon and Porter hooked up again later in the third period for 50 of Porter's 123 receiving yards on the day, setting up a 9-yard touchdown pass to receiver Jerry Rice early in fourth quarter.

Two fourth-quarter field goals by Sebastian Janikowski closed out the victory and pushed the Raiders one step closer to the Super Bowl.



	1	2	3	4	F
NY Jets	3	7	0	0	10
Raiders	3	7	7	13	30

- NYJ - Hall 38 yd. FG
- OAK - Janikowski 29 yd. FG
- OAK - Crockett 1 yd. run (Janikowski kick)
- NYJ - Sowell 1 yd. pass from Pennington (Hall kick)
- OAK - Porter 29 yd. pass from Gannon (Janikowski kick)
- OAK - Rice 9 yd. pass from Gannon (Janikowski kick)
- OAK - Janikowski 34 yd. FG
- OAK - Janikowski 31 yd. FG

RAIDERS 41, TENNESSEE 24

2002 AFC Championship

Jan. 19, 2003 at Network Associates Coliseum; Oakland, Calif.

The Raiders got out to a fast start and out-lasted Tennessee in the second half to secure the Silver and Black's first Super Bowl berth since the 1983 season. A relentless passing attack, led by quarterback Rich Gannon's 286 yards and three touchdowns through the air, proved too much for the visiting Titans.


Oakland wasted no time getting on the scoreboard, as Gannon took the offense 69 yards on the opening possession and connected with receiver Jerry Porter for a 3-yard touchdown pass to open the scoring. The Titans answered immediately, with quarterback Steve McNair hitting receiver Drew Bennett for a 33-yard touchdown on the ensuing drive. The Raiders went up again on their next possession, Gannon moving the offense swiftly downfield to set up a 12-yard touchdown pass to running back Charlie Garner.

Tennessee cut into the Raider lead with a field goal in the second quarter, and the Titans briefly took the lead by virtue of a 9-yard touchdown run by McNair. The Raiders took the lead back near the end of the first half, capitalizing on a fumble recovery deep in Tennessee territory with a 1-yard scoring pass from Gannon to tight end Doug Jolley. A fumble recovery on the ensuing kickoff gave the Raiders the ball in scoring range once again, and kicker Sebastian Janikowski was true from 43 yards out.

A second Janikowski field goal was matched by McNair's second touchdown run of the game, a 13-yard scamper to make the score 27-24 in Oakland's favor entering the fourth quarter. Gannon began the final period by capping off a 66-yard drive with a 2-yard touchdown run of his own, and closed out the victory by leading the Silver and Black on a time-consuming drive that resulted in fullback Zack Crockett's 7-yard touchdown run. McNair and the Titans moved the ball down to the Oakland 6-yard line, but turned the ball over on downs, and Gannon took a knee as the Coliseum erupted in celebration.

	1	2	3	4	F
Tennessee	7	10	7	0	24
Raiders	14	10	3	14	41

- OAK - Porter 3 yd. pass from Gannon (Janikowski kick)
- TEN - Bennett 33 yd. pass from McNair (Nedney kick)
- OAK - Garner 12 yd. pass from Gannon (Janikowski kick)
- TEN - Nedney 29 yd. FG
- TEN - McNair 9 yd. run (Nedney kick)
- OAK - Jolley 1 yd. pass from Gannon (Janikowski kick)
- OAK - Janikowski 43 yd. FG
- OAK - Janikowski 32 yd. FG
- TEN - McNair 13 yd. run (Hentrich kick)
- OAK - Gannon 2 yd. run (Janikowski kick)
- OAK - Crockett 7 yd. run (Janikowski kick)



HOUSTON 27, RAIDERS 14

2016 AFC Wild Card

Jan. 7, 2017 at NRG Stadium; Houston, Texas

The Raiders' return to the postseason was spoiled by injuries and an efficient Houston Texans team that capitalized on three turnovers and 20 first half points en route to a 27-14 verdict at NRG Stadium.

Quarterback Connor Cook became the first rookie to make his first career start in a playoff game, taking the reins following a season-ending injury to Derek Carr in Week 16 and a shoulder injury to backup Matt McGloin in the regular season finale.

Houston got off to a fast start, opening the scoring with a 50-yard field goal by Nick Novak. On the ensuing possession, Texans defensive end Jadeveon Clowney tipped and intercepted a third-down screen pass from Cook deep in Raiders territory, setting up a 4-yard touchdown run by Lamar Miller and a 10-0 lead for the home team. The Raiders cut the lead to 10-7 later in the first period, as a 37-yard punt return by rookie running back Jalen Richard started the Raiders at the Texans' 38-yard line, initiating a drive that saw running back Latavius Murray grind out 27 yards on four carries, including a 2-yard touchdown run.

The Texans stemmed the tide and took control in the second quarter, getting a 38-yard field goal from Novak before quarterback Brock Osweiler found wide receiver DeAndre Hopkins for a 38-yard gain and a 2-yard touchdown connection to close the half with a 20-7 lead.

Oakland and Houston combined for seven punts in a third quarter that was dominated by defense, and the Texans moved the score to 27-7 with a 1-yard run by Osweiler early in the final period. The Raiders answered with a 75-yard touchdown drive, culminating in an 8-yard scoring pass from Cook to receiver Andre Holmes.

Battling a dwindling clock in addition to the NFL's top-ranked defensive unit, the Raiders' final two drives of the game ended in interceptions for Cook, who finished 18-for-45 passing for 161 yards, one touchdown and three interceptions in his debut start.

	1	2	3	4	Final
Raiders	7	0	0	7	14
Houston	10	10	0	7	27

- HOU - Novak 50 yd. FG
- HOU - Miller 4 yd. run (Novak kick)
- OAK - Murray 2 yd. run (Janikowski kick)
- HOU - Novak 38 yd. FG
- HOU - Hopkins 2 yd. pass from Osweiler (Novak kick)
- HOU - Osweiler 1 yd. run (Novak kick)
- OAK - Holmes 8 yd. pass from Cook (Janikowski kick)



CINCINNATI 26, RAIDERS 19

2021 AFC Wild Card

Jan. 15, 2022 at Paul Brown Stadium; Cincinnati, Ohio

A furious comeback that had the Silver and Black inside the Bengals' 10-yard line and poised to tie the game ended with the ball in the hands of the defense at the 2-yard line, spoiling the Raiders' return to the postseason.

The 26-19 verdict was an abrupt conclusion to a season full of valiant efforts by the Raiders, who went on a remarkable four-game winning streak to close out the season and secure the franchises' first postseason berth in five years.

Quarterback Derek Carr, making his postseason debut, piloted an opening drive that resulted in a 47-yard field goal by Daniel Carlson to begin the scoring. Cincinnati roared back with a 7-yard touchdown pass from Joe Burrow to tight end C.J. Uzomah and the Bengals defense then harried Carr with sacks on back-to-back possessions. A stout defensive effort held Cincinnati to two field goals on their next two possessions despite Cincinnati taking possession in Las Vegas territory on both occasions.

Carlson pulled the Raiders closer with a second-quarter field goal, but the Bengals extended their lead on a controversial play in which Burrow scrambled right towards the sideline and connected with receiver Tyler Boyd in the back of the end zone. An inadvertent whistle was audible as Burrow released the ball but the result of the play stood, giving the Bengals a two-touchdown advantage. The Raiders took possession with 1:51 left in the half and Carr promptly executed an efficient scoring drive, connecting with five different receivers for 55 yards and rushing for 20 more himself, the sequence culminating in a 14-yard strike to Jay Jones to make the score 20-13 at intermission.

The Raiders and Bengals traded a pair of field goals in the second half, Carlson's fourth score of the day tying a franchise single-game record originally set by George Blanda, and Carr took the helm from the 35-yard line facing a seven-point deficit with just 1:51 left in regulation. Remarkable third-down completions to Darren Waller and Jones set the Raiders up at the Cincinnati 9-yard line, but their quest fell just short as Carr's attempt to find Jones on fourth down was intercepted by linebacker Germaine Pratt.

	1	2	3	4	Final
Raiders	3	10	0	6	19
Cincinnati	10	10	3	3	26

- LV - Carlson 47 yd. FG
- CIN - Uzomah 7 yd. pass from Burrow (McPherson kick)
- CIN - McPherson 31 yd. FG
- CIN - McPherson 30 yd. FG
- LV - Carlson 28 yd. FG
- CIN - Boyd 10 yd. pass from Burrow (McPherson kick)
- LV - Jones 14 yd. pass from Carr (Carlson kick)
- CIN - McPherson 43 yd. FG
- LV - Carlson 34 yd. FG
- CIN - McPherson 28 yd. FG
- LV - Carlson 28 yd. FG

OFFENSE

SCORING

Most points, game
 56 vs. Houston Oilers, Dec. 21, 1969 (56-7)
 42 vs. Denver, Jan. 9, 1994 (42-24)
 41 vs. Kansas City, Dec. 22, 1968 (41-6)
 vs. Tennessee, Jan. 19, 2003 (41-24)

Fewest points, game
 3 at Buffalo, Jan. 20, 1991 (51-3)
 vs. Baltimore, Jan. 14, 2001 (16-3)
 at Kansas City, Dec. 28, 1991 (10-6)

Largest margin of victory
 49 vs. Houston Oilers, Dec. 21, 1969 (56-7)
 35 vs. Kansas City, Dec. 22, 1968 (41-6)
 33 vs. Houston Oilers, Dec. 31, 1967 (40-7)

Most overall TDs, game
 8 vs. Houston Oilers, Dec. 21, 1969
 6 vs. Denver, Jan. 9, 1994
 5 vs. Kansas City, Dec. 22, 1968
 at Baltimore Colts, Dec. 24, 1977
 vs. Pittsburgh, Jan. 1, 1984
 vs. Washington, Jan. 22, 1984
 vs. Tennessee, Jan. 19, 2003

Most field goals, game
 4 vs. Houston Oilers, Dec. 31, 1967
 vs. Pittsburgh, Dec. 22, 1973
 at New York Jets, Dec. 29, 1968
 vs. Seattle, Jan. 8, 1984
 vs. New York Jets, Jan. 12, 2002
 vs. New York Jets, Jan. 12, 2003

Most (one-point) PAT
 8 vs. Houston Oilers, Dec. 21, 1969
 6 vs. Denver, Jan. 9, 1994
 5 vs. Kansas City, Dec. 22, 1968
 vs. Pittsburgh, Jan. 1, 1984
 vs. Washington, Jan. 22, 1984
 vs. Tennessee, Jan. 19, 2003

NET YARDS GAINED

Most Yards gained, game
 526 vs. Cleveland, Jan. 8, 1983 (140 ru., 386 pa.)
 512 at Baltimore, Dec. 24, 1977 (167 ru., 345 pa.)
 509 vs. New York Jets, Jan. 12, 2002 (215 ru., 294 pa.)
 465 vs. Kansas City, Dec. 22, 1968 (118 ru., 347 pa.)
 451 at New York Jets, Dec. 29, 1968 (50 ru., 401 pa.)

Fewest yards gained, game
 203 at Houston Texans, Jan. 7, 2017 (64 ru., 139 pa.)
 211 vs. Baltimore, Jan. 14, 2001 (24 ru., 187 pa.)
 225 at Cleveland, Jan. 4, 1981 (76 ru., 149 pa.)
 236 at Miami, Dec. 30, 1973 (107 ru., 129 pa.)
 at New England, Jan. 19, 2002 (77 ru., 159 pa.)

RUSHING

Most yards gained rushing, game
 266 vs. Minnesota, Jan. 9, 1977 (52 att.)
 263 vs. Houston Oilers, Dec. 31, 1967 (48 att.)
 235 vs. Cincinnati, Jan. 13, 1991 (32 att.)

Fewest yards gained rushing, game
 19 vs. Tampa Bay, Jan. 26, 2003 (11 att.)
 24 vs. Baltimore, Jan. 14, 2001 (17 att.)
 29 vs. Pittsburgh, Dec. 29, 1974 (21 att.)

Most rushing attempts, game
 55 vs. Pittsburgh, Dec. 22, 1973 (232 yds.)
 52 vs. Minnesota, Jan. 9, 1977 (266 yds.)
 51 vs. Cincinnati, Dec. 28, 1975 (173 yds.)
 vs. Pittsburgh, Dec. 26, 1976 (157 yds.)

Fewest rushing attempts, game
 11 vs. Tampa Bay, Jan. 26, 2003 (19 yds.)
 17 vs. Baltimore, Jan. 14, 2001 (24 yds.)
 vs. Tennessee, Jan. 19, 2003 (89 yds.)
 19 at New York Jets, Dec. 29, 1968 (50 yds.)

PASSING

Most passes attempted, game
 47 at New York Jets, Dec. 29, 1968 (20 comp.)
 45 at Houston Texans, Jan. 7, 2017 (18 comp.)
 vs. Kansas City, Jan. 4, 1970 (17 comp.)
 vs. Tampa Bay, Jan. 26, 2003 (24 comp.)

Fewest passes attempted, game
 16 vs. Miami, Dec. 27, 1970 (8 comp.)
 vs. Pittsburgh, Dec. 26, 1976 (10 comp.)
 vs. Pittsburgh, Dec. 22, 1973 (14 comp.)

Most passes completed, game
 29 vs. Tennessee, Jan. 19, 2003 (41 att.)
 24 vs. Cleveland, Jan. 8, 1983 (37 att.)
 vs. Tampa Bay, Jan. 26, 2003 (44 att.)

Fewest passes completed, game
 8 vs. Miami, Dec. 27, 1970 (16 att.)
 vs. Houston Oilers, Dec. 28, 1980 (23 att.)
 vs. Houston Oilers, Dec. 31, 1967 (26 att.)
 vs. Pittsburgh, Dec. 26, 1976 (16 att.)

Most net yards gained, passing, game
 393 at New York Jets, Dec. 29, 1968
 370 vs. Cleveland, Jan. 8, 1983
 336 vs. Kansas City, Dec. 22, 1968

Fewest net yards gained, passing, game
 63 vs. Pittsburgh, Dec. 26, 1976
 78 at Pittsburgh, Dec. 23, 1972
 101 vs. Houston Oilers, Dec. 31, 1967

Most TDs passing, game
 6 vs. Houston Oilers, Dec. 21, 1969
 5 vs. Kansas City, Dec. 22, 1968
 4 vs. Miami, Dec. 21, 1974

Most passes had intercepted, game
 6 at Buffalo, Jan. 20, 1991
 5 vs. Tampa Bay, Jan. 26, 2003
 4 vs. Kansas City, Jan. 4, 1970
 at Kansas City, Dec. 28, 1991
 vs. Baltimore, Jan. 14, 2001

SPECIAL TEAMS

PUNTING

Most punts, game
 10 at Houston Texans, Jan. 7, 2017
 9 vs. Houston Oilers, Dec. 28, 1980
 at Cleveland, Jan. 4, 1981
 at New England, Jan. 19, 2002
 at Pittsburgh, Jan. 4, 1976
 at Baltimore Colts, Dec. 24, 1977
 at Seattle, Dec. 22, 1984

Fewest punts, game
 1 vs. Cincinnati, Dec. 28, 1975
 at Kansas City, Dec. 28, 1991
 vs. Pittsburgh, Dec. 22, 1973
 at Miami, Dec. 30, 1973
 vs. Seattle, Jan. 8, 1984
 vs. New England, Jan. 5, 1986
 vs. Cincinnati, Jan. 13, 1991
 vs. New York Jets, Jan. 12, 2002

Highest gross average, game (4 punts)
 56.00 at San Diego, Jan. 11, 1981
 51.11 vs. Houston Oilers, Dec. 28, 1980
 48.50 vs. Kansas City, Jan. 4, 1970

PUNT RETURNS

Most punt returns, game
 6 vs. Houston Oilers, Dec. 31, 1967
 at Baltimore Colts, Dec. 24, 1977
 vs. Houston Oilers, Dec. 28, 1980
 vs. Pittsburgh, Jan. 1, 1984
 at Houston Texans, Jan. 7, 2017
 5 vs. Cleveland, Jan. 8, 1983

Most yards, punt returns, game

70 at Houston Texans, Jan. 7, 2017
 64 vs. Cincinnati, Dec. 28, 1975
 53 vs. New England, Dec. 18, 1976
 52 vs. Pittsburgh, Jan. 1, 1984

KICKOFF RETURNS

Most kickoff returns, game
 9 at Buffalo, Jan. 20, 1991
 vs. Tampa Bay, Jan. 26, 2003
 vs. Green Bay, Jan. 14, 1968

Most yards, kickoff returns, game
 186 at Baltimore Colts, Dec. 24, 1977
 149 vs. Tampa Bay, Jan. 26, 2003
 143 vs. Tennessee, Jan. 19, 2003

PENALTIES

Most penalties, game
 17 vs. Denver, Jan. 9, 1994
 14 vs. Houston Oilers, Dec. 28, 1980
 vs. Tennessee, Jan. 19, 2003
 vs. New England, Dec. 18, 1976

Fewest penalties, game
 0 vs. Cincinnati, Jan. 13, 1991
 1 vs. Kansas City, Dec. 22, 1968
 2 at New York Jets, Dec. 29, 1968
 at Baltimore Colts, Jan. 3, 1971
 at Pittsburgh, Dec. 23, 1972
 at Denver, Jan. 1, 1978
 vs. Pittsburgh, Jan. 1, 1984
 at Buffalo, Jan. 20, 1981

DEFENSE

TOTAL YARDS ALLOWED

Fewest net yards allowed, game
 180 vs. Houston Oilers, Dec. 31, 1967
 211 vs. Seattle, Jan. 8, 1984
 215 vs. Kansas City, Jan. 4, 1970
 217 vs. Miami, Jan. 6, 2001

Most net yards allowed, game
 502 at Buffalo, Jan. 20, 1991
 447 at San Diego, Jan. 11, 1981
 413 vs. New York Jets, Jan. 12, 2002
 412 vs. New York Jets, Jan. 15, 1983

RUSHING

Fewest yards allowed, rushing, game
 28 vs. Houston Oilers, Dec. 21, 1969
 38 vs. Houston Oilers, Dec. 31, 1967
 41 vs. Miami, Jan. 6, 2001
 56 vs. Cleveland, Jan. 8, 1983
 vs. Denver, Jan. 9, 1994

Most yards allowed, rushing, game
 266 at Miami, Dec. 30, 1973
 213 vs. Miami, Dec. 21, 1974
 210 vs. Pittsburgh, Dec. 29, 1974
 205 at Seattle, Dec. 22, 1984
 202 at Buffalo, Jan. 20, 1991

PASSING

Fewest opponent passes attempted, game
 6 at Miami, Dec. 30, 1973
 10 at Seattle, Dec. 22, 1984
 14 vs. Miami, Dec. 21, 1974
 at Kansas City, Dec. 28, 1991
 vs. New England, Jan. 5, 1986
 vs. Cincinnati, Jan. 13, 1991

Most opponent passes attempted, game
 54 vs. Denver, Jan. 9, 1994
 at New England, Jan. 19, 2002
 49 at New York Jets, Dec. 29, 1968
 47 vs. New York Jets, Jan. 12, 2003
 46 vs. Houston Oilers, Dec. 21, 1969
 at San Diego, Jan. 11, 1981

Fewest opponent passes completed, game

3 at Miami, Dec. 30, 1973
 4 at Seattle, Dec. 22, 1984
 7 vs. Kansas City, Jan. 4, 1970
 vs. Miami, Dec. 21, 1974
 8 Three times

Most opponent passes completed, game
 32 vs. Denver, Jan. 9, 1994
 at New England, Jan. 19, 2002
 27 at Buffalo, Jan. 15, 1994
 26 vs. New York Jets, Jan. 12, 2002
 24 vs. Minnesota, Jan. 9, 1977

Fewest opponent net yards, passing, game
 26 at Miami, Dec. 30, 1973
 46 at Seattle, Dec. 22, 1984
 58 vs. Cincinnati, Jan. 13, 1991
 73 at Kansas City, Dec. 28, 1991
 81 vs. Miami, Dec. 21, 1974

Most opponent net yards, passing, game
 351 at San Diego, Jan. 11, 1981
 331 vs. Denver, Jan. 9, 1994
 300 at Buffalo, Jan. 20, 1991
 297 at New England, Jan. 19, 2002
 291 vs. Philadelphia, Jan. 25, 1981

Most opponent TD passes, game
 3 at New York Jets, Dec. 29, 1968
 vs. Denver, Jan. 9, 1994
 vs. New York Jets, Jan. 12, 2002
 2 10 times

Most opponent passes intercepted
 5 vs. Seattle, Jan. 8, 1984
 4 vs. Kansas City, Dec. 22, 1968
 3 Seven times

SCORING

Most points allowed, game
 51 at Buffalo, Jan. 20, 1991
 48 vs. Tampa Bay, Jan. 26, 2003
 33 vs. Green Bay, Jan. 14, 1968
 31 at Baltimore Colts, Dec. 24, 1977

Fewest points allowed, game
 0 vs. Miami, Jan. 6, 2001
 6 vs. Kansas City, Dec. 22, 1968
 7 vs. Houston Oilers, Dec. 31, 1967
 vs. Houston Oilers, Dec. 21, 1969
 vs. Pittsburgh, Dec. 26, 1976
 vs. Houston Oilers, Dec. 28, 1980

Most opponent TDs scored, game
 7 at Buffalo, Jan. 20, 1991
 6 vs. Tampa Bay, Jan. 26, 2003
 4 vs. Cincinnati, Dec. 28, 1975
 4 at Baltimore Colts, Dec. 24, 1977
 at Buffalo, Jan. 15, 1994

Most opponent field goals scored, game
 4 vs. Green Bay, Jan. 14, 1968
 3 vs. Baltimore, Jan. 14, 2001
 at New England, Jan. 19, 2002
 2 12 times

Most opponent (one-point) PAT, game
 6 at Buffalo, Jan. 20, 1991
 vs. Tampa Bay, Jan. 26, 2003
 4 vs. Cincinnati, Dec. 28, 1975
 at Baltimore Colts, Dec. 24, 1977
 3 12 times

PUNTING

Most opponent punts, game
 13 at Baltimore Colts, Dec. 24, 1977
 11 vs. Houston Oilers, Dec. 31, 1967
 vs. Houston Oilers, Dec. 21, 1969
 10 at New York Jets, Dec. 29, 1968
 9 at Houston Texans, Jan. 7, 2017
 vs. Houston Oilers, Dec. 28, 1980

Fewest opponent punts, game

- 1 at Miami, Dec. 30, 1973
vs. New York Jets, Jan. 12, 2002
- 2 at San Diego, Jan. 11, 1981
vs. New York Jets, Jan. 15, 1983
at Buffalo, Jan. 20, 1991
at Kansas City, Dec. 28, 1991
vs. New York Jets, Jan. 12, 2003

Opponent highest gross average (4 punts), game

- 51.6 vs. Cincinnati, Jan. 13, 1991
- 48.5 vs. Cleveland, Jan. 8, 1983
- 48.2 at Pittsburgh, Dec. 23, 1972
- 47.0 vs. Kansas City, Dec. 22, 1968

PUNT RETURNS

Most opponent punt returns, game

- 7 vs. Houston Oilers, Dec. 28, 1980
at Cleveland, Jan. 4, 1981
- 5 vs. Green Bay, Jan. 14, 1968
at Seattle, Dec. 22, 1984
at New England, Jan. 19, 2002

Most yards, opponent punt returns, game

- 84 vs. Houston Oilers, Dec. 28, 1980
- 81 at Cleveland, Jan. 4, 1981
- 76 vs. Miami, Jan. 6, 2001
- 58 vs. Baltimore, Jan. 14, 2001
- 52 at Seattle, Dec. 22, 1984

KICKOFF RETURNS

Most opponent kickoff returns, game

- 9 vs. Houston Oilers, Dec. 31, 1967
- 8 vs. Kansas City, Dec. 22, 1968
vs. New York Jets, Jan. 12, 2002
- 7 Seven times

Most yards, opponent kickoff returns, game

- 215 vs. Houston Oilers, Dec. 31, 1967
- 210 vs. New York Jets, Jan. 12, 2002
- 193 at Baltimore Colts, Dec. 24, 1977
- 183 vs. Miami, Dec. 21, 1974
- 156 vs. Pittsburgh, Dec. 22, 1973

SACKS

Most sacks, game (since 1967)

- 7 vs. Houston Oilers, Dec. 28, 1980
- 6 vs. Houston Oilers, Dec. 21, 1969
at Baltimore Colts, Dec. 24, 1977
vs. Cleveland, Jan. 8, 1983
vs. Washington, Jan. 22, 1984
- 5 vs. Cincinnati, Dec. 28, 1975
vs. Pittsburgh, Jan. 1, 1984

PENALTIES

Most opponent penalties, game

- 10 vs. New England, Dec. 18, 1976
vs. Denver, Jan. 9, 1994
vs. Baltimore, Jan. 14, 2001
at Baltimore Colts, Dec. 24, 1977
at Denver, Jan. 1, 1978
vs. Houston Oilers, Dec. 28, 1980
vs. Miami, Jan. 6, 2001
- 8 vs. Cincinnati, Dec. 28, 1975
vs. Pittsburgh, Jan. 1, 1984

Fewest opponent Penalties, game

- 0 vs. Miami, Dec. 27, 1970
vs. New York Jets, Jan. 12, 2002
- 1 vs. Green Bay, Jan. 14, 1968
at Pittsburgh, Dec. 23, 1972
vs. Cincinnati, Jan. 13, 1991
at New England, Jan. 19, 2002



1990 AFC Divisional Playoff

OFFENSE

SCORING

Most points, career

- 99 George Blanda (19 FG, 42 PAT) (14 games)
- 78 Chris Bahr (15 FG, 33 PAT) (11 games)
- 60 Fred Biletnikoff (10 TD) (18 games)
Marcus Allen (10 TD) (10 games)

Most points, game

- 18 Fred Biletnikoff, vs. KC, Dec. 22, 1968
Dave Casper, at BalC., Dec. 24, 1977
Napoleon McCallum, vs. Den., Jan. 9, 1994
George Blanda, vs. HouO., Dec. 31, 1967
- 15 George Blanda, vs. Pit., Dec. 22, 1973
- 13 Daniel Carlson, at Cin., Jan. 15, 2022

Most touchdowns, career

- 10 Fred Biletnikoff (18 games)
Marcus Allen (10 games)
Dave Casper (8 games)

Most touchdowns, game

- 3 Fred Biletnikoff, vs. KC, Dec. 22, 1968
Dave Casper, at BalC., Dec. 24, 1977
Napoleon McCallum, vs. Den., Jan. 9, 1994
- 2 14 times

Most field goals attempted, career

- 33 George Blanda (14 games)
- 19 Chris Bahr (11 games)
- 16 Sebastian Janikowski (8 games)

Most field goals attempted, game

- 6 George Blanda, vs. HouO., Dec. 31, 1967
- 5 George Blanda, vs. Pit., Dec. 22, 1973
- 4 George Blanda, at NYJ, Dec. 29, 1968
Sebastian Janikowski, vs. NYJ, Jan. 12, 2002
Daniel Carlson, at Cin., Jan. 15, 2022

Most field goals, career

- 19 George Blanda (14 games)
- 15 Chris Bahr (11 games)
- 14 Sebastian Janikowski (8 games)

Most field goals, game

- 4 George Blanda, vs. HouO., Dec. 31, 1967
George Blanda, vs. Pit., Dec. 22, 1973
Daniel Carlson, at Cin., Jan. 15, 2022
- 3 George Blanda, at NYJ, Dec. 29, 1968
Chris Bahr, vs. Sea., Jan. 8, 1984
Sebastian Janikowski, vs. NYJ, Jan. 12, 2002
Sebastian Janikowski, vs. NYJ, Jan. 12, 2003

Longest field goal

- 49 Jeff Jaeger, vs. Cin., Jan. 13, 1991
- 48 George Blanda, at BalC., Jan. 3, 1971
- 47 Chris Bahr, vs. HouO., Dec. 28, 1980
Daniel Carlson, at Cin., Jan. 15, 2022

Most (one-point) PAT, career

- 42 George Blanda (14 games)
- 33 Chris Bahr (11 games)
- 17 Sebastian Janikowski (8 games)

Most (one-point) PAT, game

- 8 George Blanda, vs. HouO., Dec. 21, 1969
- 6 Jeff Jaeger, vs. Den., Jan. 9, 1994
- 5 George Blanda, vs. KC, Dec. 22, 1968
Chris Bahr, vs. Pit., Jan. 1, 1984
Chris Bahr, vs. Was., Jan. 22, 1984
Sebastian Janikowski, vs. Ten., Jan. 19, 2003

RUSHING

Most attempts, career

- 167 Marcus Allen (10 games)
- 163 Mark van Eeghen (10 games)
- 128 Clarence Davis (6 games)

Most attempts, game

- 25 Marcus Allen, vs. Sea., Jan. 8, 1984
- 22 Mark van Eeghen, vs. Pit., Dec. 26, 1976
- 22 Marcus Allen, vs. NE, Jan. 5, 1986

Most yards rushing, career

- 961 Marcus Allen (10 games)
- 579 Mark van Eeghen (10 games)
- 506 Clarence Davis (6 games)

Most yards rushing, game

- 191 Marcus Allen, vs. Was., Jan. 22, 1984
- 158 Charlie Garner, vs. NYJ, Jan. 12, 2002
- 154 Marcus Allen, vs. Sea., Jan. 8, 1984

Longest run from scrimmage

- 80 Charlie Garner, vs. NYJ, Jan. 12, 2002 (TD)
- 74 Marcus Allen, vs. Was., Jan. 22, 1984 (TD)
- 69 Hewritt Dixon, vs. HouO., Dec. 31, 1967 (TD)

Most games, 100-or-more yards rushing, career

- 5 Marcus Allen (10 games)
- 1 Pete Banaszak (18 games)
Hewritt Dixon (8 games)
Clarence Davis (6 games)
Nick Bell (3 games)
Charlie Garner (5 games)

Most consecutive games, 100-or-more yards rushing

- 3 Marcus Allen (1983)
- 1 Seven times

Two 100-yard rushers

- Hewritt Dixon (144 yds.) and Pete Banaszak (116 yds.), vs. HouO., Dec. 31, 1967

Most rushing touchdowns, career

- 8 Marcus Allen (10 games)
- 5 Pete Banaszak (18 games)
Napoleon McCallum (5 games)

Most rushing touchdowns, game

- 3 Napoleon McCallum, vs. Den., Jan. 9, 1994
- 2 Marv Hubbard, vs. Pit., Dec. 22, 1973
Pete Banaszak, vs. Min., Jan. 9, 1977
Mark van Eeghen, at Cle., Jan. 4, 1981
Marcus Allen, vs. Cle., Jan. 8, 1983
Marcus Allen, vs. Pit., Jan. 1, 1984
Frank Hawkins, vs. Sea., Jan. 8, 1984
Marcus Allen, vs. Was., Jan. 22, 1984
Napoleon McCallum, at Buf., Jan. 15, 1994

Most consecutive games, rushing for touchdowns

- 2 Mark van Eeghen (1980)
Marcus Allen (1982)
Frank Hawkins (1983)
Napoleon McCallum (1993)
Zack Crockett (2002)



RB Napoleon McCallum

PASSING

Most passes completed, career

- 188 Ken Stabler (12 games)
- 162 Jim Plunkett (10 games)
- 136 Rich Gannon (7 games)

Most passes completed, game

- 29 Rich Gannon, vs. Ten., Jan. 19, 2003
- 29 Derek Carr, at Cin., Jan. 15, 2022
- 24 Jim Plunkett, vs. Cle., Jan. 8, 1983
Rich Gannon, vs. TB, Jan. 26, 2003

Most passes attempted, career

- 325 Ken Stabler (12 games)
- 272 Jim Plunkett (10 games)
- 238 Daryle Lamonica (9 games)

Most passes attempted, game	54 Derek Carr, at Cin., Jan. 15, 2022
	47 Daryle Lamonica, at NYJ, Dec. 29, 1968
	45 Connor Cook, at Hou., Jan. 7, 2017
	44 Rich Gannon, vs. TB, Jan. 26, 2003
Most yards passing, career	2,398 Ken Stabler (12 games)
	2,293 Jim Plunkett (10 games)
	1,748 Daryle Lamonica (9 games)
Most yards passing, game	401 Daryle Lamonica, at NYJ, Dec. 29, 1968
	386 Jim Plunkett, vs. Cle., Jan. 8, 1983
	347 Daryle Lamonica, vs. KC, Dec. 22, 1968
Most games, 300-or-more yards passing, career	2 Daryle Lamonica (9 games)
	1 Ken Stabler (12 games)
	1 Jim Plunkett (10 games)
	1 Derek Carr (1 game)
Most consecutive games, 300-or-more yards passing	2 Daryle Lamonica (1968)
	1 Three times
Most TD passes, career	19 Ken Stabler (12 games)
	18 Daryle Lamonica (9 games)
	11 Jim Plunkett (10 games)
	11 Rich Gannon (7 games)
Most TD passes, game	6 Daryle Lamonica, vs. HouO., Dec. 21, 1969
	5 Daryle Lamonica, vs. KC, Dec. 22, 1968
	4 Ken Stabler, vs. Mia., Dec. 21, 1974
Most consecutive games, TD pass	10 Ken Stabler (1974-78)
	5 Daryle Lamonica (1967-69)
	5 Rich Gannon (2002-03)
Most passes had intercepted, career	12 Jim Plunkett (10 games)
	11 Ken Stabler (12 games)
	8 Rich Gannon (7 games)
Most passes had intercepted, game	5 Jay Schroeder, at Buf., Jan. 20, 1991
	4 Rich Gannon, vs. TB, Jan. 26, 2003
	4 Todd Marinovich, at KC, Dec. 28, 1991
Longest pass completion	86 Jeff Hostetler to Tim Brown, at Buf., Jan. 15, 1993 (TD)
	82 Daryle Lamonica to Rod Sherman, vs. Mia., Dec. 27, 1970 (TD)
	80 Jim Plunkett to Kenny King, vs. Phi., Jan. 25, 1981 (TD)
Highest completion percentage, career (min. 50 att.)	63.6 Rich Gannon (7 games)
	59.6 Jim Plunkett (10 games)
	57.8 Ken Stabler (12 games)
Highest completion percentage, game (min. 20 att.)	79.3 Rich Gannon, vs. NYJ, Jan. 12, 2002
	73.9 Ken Stabler, vs. Cin., Dec. 28, 1975
	70.8 Jim Plunkett, vs. Sea., Jan. 8, 1984

RECEIVING

Most receptions, career	73 Cliff Branch (19 games)
	70 Fred Biletnikoff (16 games)
	45 Tim Brown (12 games)
Most receptions, game	9 Cliff Branch, vs. Pit., Dec. 29, 1974
	9 Fred Biletnikoff, vs. NE, Dec. 18, 1976
	9 Jerry Rice, vs. NYJ, Jan. 12, 2002
	9 Tim Brown, vs. Ten., Jan. 19, 2003
	8 Fred Biletnikoff, vs. Mia., Dec. 21, 1974
	8 Charlie Smith, vs. KC, Jan. 4, 1970
	8 Hunter Renfrow, at Cin., Jan. 15, 2022
Most yards receiving, career	1,289 Cliff Branch (19 games)
	1,167 Fred Biletnikoff (16 games)
	581 Tim Brown (12 games)

Most yards receiving, game	190 Fred Biletnikoff, at NYJ, Dec. 29, 1968
	186 Cliff Branch, vs. Pit., Dec. 29, 1974
	183 Jerry Rice, vs. NYJ, Jan. 12, 2002
	180 Fred Biletnikoff, vs. KC, Dec. 22, 1968
Most games, 100-or-more yards receiving, career	4 Fred Biletnikoff (18 games)
	3 Cliff Branch (20 games)
	1 Eight times
Most consecutive games, 100-or-more yards receiving	2 Fred Biletnikoff (1968)
Most TD receptions, career	10 Fred Biletnikoff (18 games)
	7 Dave Casper (8 games)
	5 Cliff Branch (20 games)
Most TD receptions, game	3 Fred Biletnikoff, vs. KC, Dec. 22, 1968
	3 Dave Casper, at BalC., Dec. 24, 1977
	3 Bill Miller, vs. GB, Jan. 14, 1968
	2 Warren Wells, vs. KC, Dec. 22, 1968
	2 Fred Biletnikoff, vs. HouO., Dec. 21, 1969
	2 Rod Sherman, vs. HouO., Dec. 21, 1969
	2 Dave Casper, at Den., Jan. 1, 1978
	2 Cliff Branch, vs. Phi., Jan. 25, 1981



WR Cliff Branch

SPECIAL TEAMS

KICKOFF RETURNS

Most kickoff returns, career	16 Clarence Davis (12 games)
	16 Carl Garrett (5 games)
	16 Marcus Knight (3 games)
	16 George Atkinson (16 games)
Most kickoff returns, game	12 Marcus Knight, vs. TB, Jan. 26, 2003
	12 Jamie Holland, at Buf., Jan. 20, 1991
	12 Carl Garrett, at BalC., Dec. 24, 1977
	12 Marcus Knight, vs. Ten., Jan. 19, 2003
Most kickoff return yards, career	481 Carl Garrett (5 games)
	347 Marcus Knight (3 games)
	343 Clarence Davis (12 games)
Most kickoff return yards, game	169 Carl Garrett, at Bal., Dec. 24, 1977
	143 Marcus Knight, vs. Ten., Jan. 19, 2003
	143 Marcus Knight, vs. TB, Jan. 26, 2003
	119 Carl Garrett, vs. NE, Dec. 18, 1976
Highest average, career (10 returns)	30.1 Carl Garrett (5 games)
	27.9 George Atkinson (16 games)
	21.7 Marcus Knight (3 games)
Highest average, game (3 returns)	37.0 Carl Garrett, at Den., Jan. 1, 1978
	33.8 Carl Garrett, at Bal., Dec. 24, 1977
	31.7 George Atkinson, vs. KC, Jan. 4, 1970

Longest kickoff return	44 Marcus Knight, vs. Ten., Jan. 19, 2003
	35 Tyron Johnson, at Cin., Jan. 15, 2022
	29 Marcus Knight, vs. TB, Jan. 26, 2003
	28 David Dunn, vs. Mia., Jan. 6, 2001
	28 David Dunn, vs. Bal., Jan. 14, 2001
	28 Marcus Knight, vs. NYJ, Jan. 12, 2003

PUNTING

Most punts, game	10 Marquette King, at Hou., Jan. 7, 2017
	9 Ray Guy, vs. HouO., Dec. 28, 1980
	9 Ray Guy, at Cle., Jan. 4, 1981
	9 Shane Lechler, at NE, Jan. 19, 2002
	8 Ray Guy, at Pit., Jan. 4, 1976
	8 Ray Guy, at BalC., Dec. 24, 1977
	8 Ray Guy, at Sea., Dec. 22, 1984
Highest gross punting average, game (4 punts)	56.0 Ray Guy, at SD, Jan. 11, 1981
	51.1 Ray Guy, vs. HouO., Dec. 28, 1980
	48.5 Mike Eischeid, vs. KC, Jan. 4, 1970
Longest punt	71 Ray Guy, at SD, Jan. 11, 1981
	66 Ray Guy, vs. HouO., Dec. 28, 1980
	64 Shane Lechler, vs. Bal., Jan. 14, 2001

PUNT RETURNS

Most punt returns, career	18 Neal Colzie (6 games)
	13 George Atkinson (16 games)
	13 Greg Pruitt (6 games)
Most punt returns, game	5 Rodger Bird, vs. HouO., Dec. 31, 1967
	5 Neal Colzie, at BalC., Dec. 24, 1977
	5 Greg Pruitt, vs. Cle., Jan. 8, 1983
	5 Greg Pruitt, vs. Pit., Jan. 1, 1984
	5 Jalen Richard, at Hou., Jan. 7, 2017
	4 Neal Colzie, vs. Cin., Dec. 28, 1975
	4 Neal Colzie, vs. Min., Jan. 9, 1977
	4 Keith Moody, vs. HouO., Dec. 28, 1980
	4 Fulton Walker, vs. NE, Jan. 5, 1986
Most punt return yards, career	221 Neal Colzie (6 games)
	101 Greg Pruitt (6 games)
	96 Rodger Bird (4 games)
Most punt return yards, game	68 Jalen Richard, at Hou., Jan. 7, 2017
	64 Neal Colzie, vs. Cin., Dec. 28, 1975
	53 Neal Colzie, vs. NE, Dec. 18, 1976
	49 Rodger Bird, vs. HouO., Dec. 31, 1967
	47 Greg Pruitt, vs. Pit., Jan. 1, 1984
Highest punt return average, career (9 returns)	12.3 Neal Colzie (6 games)
	8.3 Tim Brown (12 games)
	8.0 Rodger Bird (4 games)
Highest punt return average, game (3 returns)	17.7 Neal Colzie, vs. NE, Dec. 18, 1976
	16.0 Neal Colzie, vs. Cin., Dec. 28, 1975
	13.6 Jalen Richard, at Hou., Jan. 7, 2017
Longest punt return	37 Jalen Richard, at Hou., Jan. 7, 2017
	25 Neal Colzie, vs. Min., Jan. 9, 1977
	24 Darrien Gordon, vs. Mia., Jan. 6, 2001

DEFENSE

SACKS

Most sacks, career (since 1982)	7.5 Greg Townsend (10 games)
	5.5 Lyle Alzado (6 games)
	4 Howie Long (12 games)
	4 Rod Martin (11 games)
Most sacks, game (since 1982)	3 Greg Townsend, vs. Cin., Jan. 13, 1991
	2.5 Lyle Alzado, vs. Pit., Jan. 1, 1984
	2 Rod Martin, vs. Cle., Jan. 8, 1983
	2 Johnny Robinson, vs. Cle., Jan. 8, 1983
	2 Greg Townsend, vs. Sea., Jan. 8, 1984
	2 Lyle Alzado, at Sea., Dec. 22, 1984
	2 Sean Jones, vs. NE, Jan. 5, 1986
	2 Scott Davis, at KC, Dec. 28, 1991



DE Howie Long

INTERCEPTIONS BY

Most interceptions by, career	8 Lester Hayes (13 games)
	7 Willie Brown (16 games)
	4 Nemiah Wilson (8 games)
Most interceptions by, game	3 Rod Martin, vs. Phi., Jan. 25, 1981
	2 Jack Tatum, at Pit., Jan. 4, 1976
	2 Lester Hayes, vs. HouO., Dec. 28, 1980
	2 Lester Hayes, at Cle., Jan. 4, 1981
	2 Mike Davis, vs. Sea., Jan. 8, 1984
	2 Tony James, vs. Mia., Jan. 6, 2001
Most consecutive games, interception	2 George Atkinson (1968-69)
	2 Willie Brown (1973)
	2 Willie Hall (1976)
	2 Lester Hayes (1980)
Longest interception return	90 Tony James, vs. Mia., Jan. 6, 2001 (TD)
	75 Willie Brown, vs. Min., Jan. 9, 1977 (TD)
	57 George Atkinson, vs. HouO., Dec. 21, 1969 (TD)

- 1960 All-AFL (1): Center Jim Otto
- 1961 All-AFL (1): Center Jim Otto
- 1962 All-AFL (2): Center Jim Otto, defensive back Fred Williamson.
- 1963 All-AFL (6): Running back Clem Daniels, linebacker Archie Matsos, safety Tommy Morrow, center Jim Otto, wide receiver Art Powell, cornerback Fred Williamson.
- 1964 All-AFL (1): Center Jim Otto.
- 1965 All-AFL (2): Cornerback Dave Grayson, center Jim Otto.
- 1966 All-AFL (2): Running back Clem Daniels, cornerback Kent McCloughan.
- 1967 All-AFL (6): Tight end Billy Cannon, defensive end Ben Davidson, defensive tackle Tom Keating, quarterback Daryle Lamonica, cornerback Kent McCloughan, center Jim Otto.
- 1968 All-AFL (6): Tackle Dan Birdwell, cornerback Willie Brown, running back Hewritt Dixon, safety Dave Grayson, center Jim Otto, guard Gene Upshaw.
- 1969 All-AFL (7): Wide receiver Fred Biletnikoff, cornerback Willie Brown, safety Dave Grayson, quarterback Daryle Lamonica, center Jim Otto, tackle Harry Schuh, guard Gene Upshaw.
- 1970 ALL-PRO FIRST TEAM (2): Center Jim Otto, guard Gene Upshaw.
- 1971 ALL-PRO FIRST TEAM (1): Cornerback Willie Brown.
- 1972 ALL-PRO FIRST TEAM (1): Wide receiver Fred Biletnikoff.
ALL-PRO SECOND TEAM (4): Tackle Bob Brown, cornerback Willie Brown, center Jim Otto, guard Gene Upshaw.
- 1973 ALL-PRO FIRST TEAM (1): Cornerback Willie Brown.
- 1974 ALL-PRO FIRST TEAM (4): Wide receiver Cliff Branch, Tackle Art Shell, quarterback Ken Stabler, guard Gene Upshaw.
ALL-PRO SECOND TEAM (2): Defensive tackle Otis Sistrunk, safety Jack Tatum.
- 1975 ALL-PRO FIRST TEAM (1): Wide receiver Cliff Branch.
ALL-PRO SECOND TEAM (3): Tackle Art Shell, guard Gene Upshaw, linebacker Phil Villapiano.
- 1976 ALL-PRO FIRST TEAM (2): Wide receiver Cliff Branch, tight end Dave Casper.
ALL-PRO SECOND TEAM (3): Linebacker Ted Hendricks, quarterback Ken Stabler, guard Gene Upshaw.
- 1977 ALL-PRO FIRST TEAM (4): Tight end Dave Casper, punter Ray Guy, tackle Art Shell, guard Gene Upshaw.
ALL-PRO SECOND TEAM (2): Kicker Errol Mann, running back Mark van Eeghen.
- 1978 ALL-PRO FIRST TEAM (2): Tight end Dave Casper, punter Ray Guy.
ALL-PRO SECOND TEAM (1): Tackle Art Shell.
- 1979 ALL-PRO FIRST TEAM (1): Tight end Dave Casper.
- 1980 ALL-PRO FIRST TEAM (2): Cornerback Lester Hayes, linebacker Ted Hendricks.
ALL-PRO SECOND TEAM (1): Punter Ray Guy.
- 1982 ALL-PRO FIRST TEAM (2): Running back Marcus Allen, linebacker Ted Hendricks.
- 1983 ALL-PRO FIRST TEAM (1): Tight end Todd Christensen.
ALL-PRO SECOND TEAM (4): Cornerback Lester Hayes, defensive end Howie Long, linebacker Rod Martin, safety Vann McElroy.
- 1984 ALL-PRO FIRST TEAM (3): Cornerback Mike Haynes, defensive end Howie Long, linebacker Rod Martin.
ALL-PRO SECOND TEAM (2): Running back Marcus Allen, tight end Todd Christensen.
- 1985 ALL-PRO FIRST TEAM (4): Running back Marcus Allen, tight end Todd Christensen, cornerback Mike Haynes, defensive end Howie Long.
- 1986 ALL-PRO FIRST TEAM (1): Nose tackle Bill Pickel.
ALL-PRO SECOND TEAM (1): Tight end Todd Christensen.
- 1990 ALL-PRO SECOND TEAM (2): Defensive end Greg Townsend, guard Steve Wisniewski.
- 1991 ALL-PRO FIRST TEAM (4): Punter Jeff Gossett, kicker Jeff Jaeger, safety Ronnie Lott, guard Steve Wisniewski.
ALL-PRO SECOND TEAM (1): Defensive end Greg Townsend.
- 1992 ALL-PRO FIRST TEAM (1): Guard Steve Wisniewski.
- 1993 ALL-PRO SECOND TEAM (1): Guard Steve Wisniewski.
- 1994 ALL-PRO SECOND TEAM (3): Cornerback Terry McDaniel, defensive tackle Chester McGlockton, guard Steve Wisniewski.
- 1995 ALL-PRO FIRST TEAM (1): Defensive tackle Chester McGlockton.
ALL-PRO SECOND TEAM (2): Cornerback Terry McDaniel, guard Steve Wisniewski.
- 1996 ALL-PRO SECOND TEAM (2): Defensive tackle Chester McGlockton, guard Steve Wisniewski.
- 1998 ALL-PRO FIRST TEAM (1): Defensive tackle Darrell Russell.
- 1999 ALL-PRO FIRST TEAM (1): Cornerback Charles Woodson.
ALL-PRO SECOND TEAM (1): Defensive tackle Darrell Russell.
- 2000 ALL-PRO FIRST TEAM (2): Quarterback Rich Gannon, punter Shane Lechler.
ALL-PRO SECOND TEAM (2): Guard Steve Wisniewski, cornerback Charles Woodson.
- 2001 ALL-PRO SECOND TEAM (2): Tackle Lincoln Kennedy, punter Shane Lechler.
- 2002 ALL-PRO FIRST TEAM (4): Quarterback Rich Gannon, tackle Lincoln Kennedy, center Barret Robbins, cornerback Rod Woodson.
ALL-PRO SECOND TEAM (1): Wide receiver Jerry Rice.
- 2003 ALL-PRO FIRST TEAM (1): Punter Shane Lechler.
- 2004 ALL-PRO FIRST TEAM (1): Punter Shane Lechler.
- 2005 ALL-PRO SECOND TEAM (1): Defensive end Derrick Burgess.
- 2006 ALL-PRO SECOND TEAM (1): Cornerback Nnamdi Asomugha.
- 2007 ALL-PRO SECOND TEAM (1): Punter Shane Lechler.
- 2008 ALL-PRO FIRST TEAM (2): Cornerback Nnamdi Asomugha, punter Shane Lechler.
- 2009 ALL-PRO FIRST TEAM (1): Punter Shane Lechler.
ALL-PRO SECOND TEAM (1): Cornerback Nnamdi Asomugha
- 2010 ALL-PRO FIRST TEAM (2): Cornerback Nnamdi Asomugha, punter Shane Lechler.
ALL-PRO SECOND TEAM (1): Safety Michael Huff.
- 2011 ALL-PRO SECOND TEAM (3): Kicker Sebastian Janikowski, punter Shane Lechler, defensive tackle Richard Seymour.
- 2013 ALL-PRO SECOND TEAM (1): Fullback Marcel Reece.
- 2015 ALL-PRO FIRST TEAM (1): Defensive end and outside linebacker Khalil Mack.
ALL-PRO SECOND TEAM (1): Safety Charles Woodson.
- 2016 ALL-PRO FIRST TEAM (2): Edge rusher Khalil Mack, left guard Kelechi Osemele.
ALL-PRO SECOND TEAM (1): Punter Marquette King.
- 2019 ALL-PRO SECOND TEAM (1): Center Rodney Hudson.
- 2021 ALL-PRO FIRST TEAM (1): Punter AJ Cole
ALL-PRO SECOND TEAM (2): Defensive End Maxx Crosby, K Daniel Carlson

AP NFL Most Valuable Player

- 1974 QB Ken Stabler
- 1985 RB Marcus Allen
- 2002 QB Rich Gannon

AP Offensive Player of the Year

- 1974 QB Ken Stabler
- 1985 RB Marcus Allen

AP Defensive Player of the Year

- 1980 CB Lester Hayes
- 2016 DE Khalil Mack

AP Offensive Rookie of the Year

- 1982 RB Marcus Allen

AP Defensive Rookie of the Year

- 1998 CB Charles Woodson

AP Comeback Player of the Year

- 1980 QB Jim Plunkett

AFL AP Player of the Year

- 1967 QB Daryle Lamonica

AFL UPI Player of the Year

- 1967 QB Daryle Lamonica
- 1969 QB Daryle Lamonica

PFWA Executive of the Year

- 2002 Al Davis
- 2016 Reggie McKenzie

PFWA Coach of the Year

- 1967 John Rauch
- 1969 John Madden
- 1982 Tom Flores
- 1990 Art Shell

PFWA MVP

- 1985 RB Marcus Allen
- 2002 QB Rich Gannon

PFWA Offensive Player of the Year

- 2002 QB Rich Gannon

PFWA Defensive Player of the Year

- 2016 DE Khalil Mack

PFWA Offensive Rookie of the Year

- 1982 RB Marcus Allen
- 2019 RB Josh Jacobs

PFWA Defensive Rookie of the Year

- 1998 CB Charles Woodson

NFL 101 Awards AFC Coach of the Year

- 1990 Art Shell
- 2000 Jon Gruden
- 2016 Jack Del Rio

NFL 101 Awards -

AFC Offensive Player of the Year

- 1969 QB Daryle Lamonica
- 1970 QB/K George Blanda
- 1974 QB Ken Stabler
- 1985 RB Marcus Allen
- 2000 QB Rich Gannon
- 2002 QB Rich Gannon

Sporting News Executive of the Year

- 2016 Reggie McKenzie

NFL 101 Awards AFC Defensive Player of the Year

- 1980 CB Lester Hayes
- 2016 DE Khalil Mack

Maxwell Club Greasy Neale Award (Coach of the Year)

- 1990 Art Shell
- 2016 Jack Del Rio

Maxwell Club Bert Bell Award (MVP)

- 1970 QB/K George Blanda
- 1976 QB Ken Stabler
- 2000 QB Rich Gannon
- 2002 QB Rich Gannon

Super Bowl MVP

- XI WR Fred Biletnikoff
- XV QB Jim Plunkett
- XVIII RB Marcus Allen

Walter Payton Man of the Year

- 1974 QB/K George Blanda

Art Rooney Sportsmanship Award

- 2015 S Charles Woodson

AFC Offensive Player of the Month

- | | |
|-----------------------|-----------|
| 1990 QB Jay Schroeder | Dec. |
| 1993 WR Tim Brown | Dec.-Jan. |
| 2001 QB Rich Gannon | Nov. |
| 2021 QB Derek Carr | Sept. |

AFC Defensive Player of the Month

- | | |
|-------------------------|-------|
| 1990 DE Greg Townsend | Sept. |
| 1991 S Ronnie Lott | Nov. |
| 1993 DE Anthony Smith | Sept. |
| 1998 CB Eric Allen | Oct. |
| 2000 CB Eric Allen | Dec. |
| 2002 S Rod Woodson | Sept. |
| 2006 DE Derrick Burgess | Oct. |
| 2007 LB Kirk Morrison | Sept. |
| 2015 S Charles Woodson | Oct. |
| 2016 DE Khalil Mack | Nov. |

AFC Special Teams Player of the Month

- | | |
|-----------------------------|-----------|
| 1993 K Jeff Jaeger | Dec.-Jan. |
| 2001 K Sebastian Janikowski | Sept. |
| 2008 KR Justin Miller | Dec. |
| 2010 KR Jacoby Ford | Nov. |
| 2011 K Sebastian Janikowski | Sept. |
| K Sebastian Janikowski | Nov. |
| 2012 K Sebastian Janikowski | Oct. |
| 2020 K Daniel Carlson | Dec.-Jan. |

NFL Offensive Rookie of the Month

- | | |
|---------------------|------|
| 2019 RB Josh Jacobs | Oct. |
| RB Josh Jacobs | Nov. |

NFL Defensive Rookie of the Month

- | | |
|-------------------------|------|
| 1998 CB Charles Woodson | Dec. |
|-------------------------|------|

AFC Offensive Player of the Week

- | | |
|--------------------------|---------|
| 1984 RB Marcus Allen | Week 4 |
| QB Marc Wilson | Week 8 |
| 1985 RB Marcus Allen | Week 12 |
| 1986 QB Marc Wilson | Week 4 |
| 1987 RB Bo Jackson | Week 12 |
| 1989 TE Mike Dyal | Week 13 |
| 1992 QB Vince Evans | Week 17 |
| 1993 WR Tim Brown | Week 14 |
| QB Jeff Hostetler | Week 18 |
| 1994 WR Tim Brown | Week 8 |
| QB Jeff Hostetler | Week 14 |
| 1995 QB Jeff Hostetler | Week 2 |
| QB Vince Evans | Week 8 |
| 1996 QB Jeff Hostetler | Week 7 |
| 1997 RB Napoleon Kaufman | Week 8 |
| WR Tim Brown | Week 17 |
| 1999 WR Tim Brown | Week 7 |
| QB Rich Gannon | Week 10 |
| 2000 WR Tim Brown | Week 6 |
| QB Rich Gannon | Week 10 |
| 2001 QB Rich Gannon | Week 10 |
| 2002 QB Rich Gannon | Week 10 |
| 2005 RB LaMont Jordan | Week 7 |
| 2007 QB Daunte Culpepper | Week 4 |
| 2009 QB Bruce Gradkowski | Week 13 |
| 2010 RB Darren McFadden | Week 7 |
| 2011 RB Darren McFadden | Week 3 |
| RB Michael Bush | Week 10 |
| 2016 QB Derek Carr | Week 8 |
| 2017 WR Amari Cooper | Week 7 |



S Charles Woodson - 2015 Art Rooney Sportsmanship Award

AFC Defensive Player of the Week

1984	LB Rod Martin	Week 6
	CB Mike Haynes	Week 14
1985	S Vann McElroy	Week 5
1988	DE Greg Townsend	Week 14
1989	S Eddie Anderson	Week 8
1990	LB Riki Ellison	Week 15
1991	CB Lionel Washington	Week 7
	S Ronnie Lott	Week 8
1992	CB Terry McDaniel	Week 6
	DE Anthony Smith	Week 7
1993	DE Anthony Smith	Week 1
1994	CB Terry McDaniel	Week 3
	CB Terry McDaniel	Week 6
1995	DE Pat Swilling	Week 4
	LB Mike Jones	Week 6
	DE Pat Swilling	Week 10
2000	LB William Thomas	Week 4
	CB Eric Allen	Week 15
2001	LB William Thomas	Week 11
	LB William Thomas	Week 14
2002	CB Philip Buchanon	Week 5
	DE Trace Armstrong	Week 16
2003	CB Philip Buchanon	Week 11
	DT Rod Coleman	Week 15
2006	DE Derrick Burgess	Week 7
2010	S Michael Huff	Week 5
	LB Kamerion Wimbley	Week 17
2012	DE Lamarr Houston	Week 7
2013	S Charles Woodson	Week 5
2014	S Charles Woodson	Week 12
2015	DE Khalil Mack	Week 14
2016	DE Khalil Mack	Week 9
	DE Khalil Mack	Week 12
	LB Bruce Irvin	Week 15
2019	DE Maxx Crosby	Week 17
2020	S Jeff Heath	Week 10
2021	DE Maxx Crosby	Week 1
	DE Maxx Crosby	Week 18
	DE Yannick Ngakoue	Week 7

AFC Special Teams Player of the Week

1993	K Jeff Jaeger	Week 16
	K Jeff Jaeger	Week 18
1994	PR Tim Brown	Week 12
	K Jeff Jaeger	Week 15
1998	P Leo Araguz	Week 6
2000	K Sebastian Janikowski	Week 9
	P Shane Lechler	Week 12
	P Shane Lechler	Week 15
2001	PR Tim Brown	Week 13
2004	P Shane Lechler	Week 2
	T Langston Walker	Week 12
2005	K Sebastian Janikowski	Week 4
2008	K Sebastian Janikowski	Week 7
	PR Johnnie Lee Higgins	Week 12
2010	KR Jacoby Ford	Week 9
	KR Jacoby Ford	Week 16
2011	K Sebastian Janikowski	Week 1
	K Sebastian Janikowski	Week 5
	KR Jacoby Ford	Week 6
	K Sebastian Janikowski	Week 12
	DT Richard Seymour	Week 16
2012	K Sebastian Janikowski	Week 15
2015	P Marquette King	Week 16
2016	P Marquette King	Week 7
2017	K Giorgio Tavecchio	Week 1
2018	WR/RS Dwayne Harris	Week 4
	K Daniel Carlson	Week 11
	WR/RS Dwayne Harris	Week 16
2020	K Daniel Carlson	Week 1
	DE Maxx Crosby	Week 17
2021	K Daniel Carlson	Week 2
	K Daniel Carlson	Week 12
	K Daniel Carlson	Week 17
	K Daniel Carlson	Week 18

NFL Playoff Offensive Player of the Week

2001	WR Jerry Rice (Wild Card)
2002	QB Rich Gannon (Championship)

NFL Playoff Defensive Player of the Week

2000	CB Tory James (Divisional)
------	----------------------------

NFL Playoff Special Teams Player of the Week

2002	LB Tim Johnson (Divisional)
	K Sebastian Janikowski (Championship)

Commitment to Excellence Award

1967	QB Daryle Lamonica
1968	C Jim Otto
1969	CB Willie Brown
1970	QB/K George Blanda
1971	C Jim Otto
1972	RB Marv Hubbard
1973	QB Ken Stabler
1974	QB Ken Stabler
1975	RB Pete Banaszak
1976	QB Ken Stabler
1977	RB Mark Van Eeghen
1978	TE Dave Casper
1979	TE Raymond Chester
1980	LB Ted Hendricks
1981	LB Rod Martin
1983	LB Rod Martin
1984	RB Marcus Allen
1985	RB Marcus Allen
1986	DT Bill Pickel
1987	RB Marcus Allen
1988	RB Marcus Allen
1989	DE Greg Townsend
1990	DE Greg Townsend
1991	S Ronnie Lott
1992	RB Marcus Allen
	CB Terry McDaniel
1993	WR Tim Brown
1994	CB Terry McDaniel
1995	WR Tim Brown
1996	QB Jeff Hostetler
1997	WR Tim Brown
	QB Jeff George
	DT Russell Maryland
1998	LB Greg Biekert
1999	WR Tim Brown
2000	QB Rich Gannon
2001	WR Tim Brown
	G Steve Wisniewski
2002	WR Tim Brown
2003	WR Jerry Rice
2004	WR Ronald Curry
	OL Barry Sims
2005	DE Derrick Burgess
2006	CB Nnamdi Asomugha
2007	RB Justin Fargas
2008	CB Nnamdi Asomugha
2009	RB Justin Fargas
	TE Zach Miller
2010	RB Rock Cartwright
2011	RB Rock Cartwright
2012	LS Jon Condo
2013	FB Marcel Reece
2014	S Charles Woodson
2015	S Charles Woodson
2016	QB Derek Carr
2017	C Rodney Hudson
2018	C Rodney Hudson
2019	C Rodney Hudson
2020	C Rodney Hudson
2021	DE Maxx Crosby

Ed Block Courage Award

1984	C/G Dave Dalby
1985	QB Marc Wilson
1986	RB Frank Hawkins
1987	LB Jerry Robinson
1988	RB Marcus Allen
1989	DB Lionel Washington
1990	WR Tim Brown
1991	T Steve Wright
1992	G Todd Peat
1993	LB Winston Moss
1994	QB Jeff Hostetler
1995	OL Don Mosebar
1996	CB Terry McDaniel
1997	T Pat Harlow
1998	RB Harvey Williams
1999	CB Eric Allen
2000	T Matt Stinchcomb
2001	RB Randy Jordan
2002	WR Jerry Porter
2003	C Barret Robbins
2004	LB Sam Williams
2005	DB Jarrod Cooper
2006	WR Ronald Curry
2007	RB Justin Fargas
2008	C/G Jake Grove
2009	S Tyvon Branch
2010	G Robert Gallery
2011	DE Trevor Scott
2012	LB Travis Goethel
2013	T Khalif Barnes
2014	CB DJ Hayden
2015	WR Rod Streater
2016	LS Jon Condo
2017	QB Derek Carr
2018	TE Jared Cook
2019	T Denzelle Good
2020	G Gabe Jackson
2021	DT Solomon Thomas

Craig Long Award (Media)

2014	DL Antonio Smith
2015	S Charles Woodson
2016	T Donald Penn
2017	RB Jalen Richard
2018	DE Frostee Rucker
2019	TE Darren Waller
2020	TE Darren Waller
2021	DE Maxx Crosby

1961 (3)	RB Alan Miller C Jim Otto CB Fred Williamson
1962 (2)	C Jim Otto CB Fred Williamson
1963 (8)	DT Dave Costa RB Clem Daniels QB Cotton Davidson G Wayne Hawkins LB Archie Matos C Jim Otto WR Art Powell CB Fred Williamson
1964 (4)	RB Clem Daniels G Wayne Hawkins C Jim Otto WR Art Powell
1965 (5)	RB Clem Daniels DB Dave Grayson G Wayne Hawkins C Jim Otto WR Art Powell
1966 (12)	LB Dan Connors RB Clem Daniels DE Ben Davidson QB Tom Flores DB Dave Grayson G Wayne Hawkins DT Tom Keating DE Isaac Lassiter CB Kent McCloughan C Jim Otto WR Art Powell
1967 (13)	WR Fred Biletnikoff K George Blanda CB Willie Brown LB Dan Connors DE Ben Davidson RB Hewritt Dixon G Wayne Hawkins DT Tom Keating QB Daryle Lamonica CB Kent McCloughan T Harry Schuh CB Nemiah Wilson
1968 (9)	CB George Atkinson DT Dan Birdwell CB Willie Brown LB Dan Connors DE Ben Davidson RB Hewritt Dixon C Jim Otto G Gene Upshaw WR Warren Wells
1969 (9)	CB George Atkinson WR Fred Biletnikoff CB Willie Brown TE Billy Cannon DB Dave Grayson QB Daryle Lamonica LB Gus Otto C Jim Otto T Harry Schuh
1970 (8)	WR Fred Biletnikoff CB Willie Brown TE Raymond Chester RB Hewritt Dixon QB Daryle Lamonica C Jim Otto T Harry Schuh WR Warren Wells
1971 (6)	WR Fred Biletnikoff T Bob Brown CB Willie Brown TE Raymond Chester RB Marv Hubbard C Jim Otto
1972 (7)	CB Willie Brown TE Raymond Chester RB Marv Hubbard QB Daryle Lamonica C Jim Otto T Art Shell G Gene Upshaw
1973 (9)	WR Fred Biletnikoff CB Willie Brown P Ray Guy RB Marv Hubbard T Art Shell QB Ken Stabler S Jack Tatum G Gene Upshaw LB Phil Villapiano
1974 (9)	WR Fred Biletnikoff WR Cliff Branch P Ray Guy T Art Shell DT Otis Sistrunk QB Ken Stabler S Jack Tatum G Gene Upshaw LB Villapiano

1975 (6)	WR Cliff Branch CB Terry McDaniel T Art Shell S Jack Tatum* G Gene Upshaw LB Phil Villapiano
1976 (7)	WR Cliff Branch TE Dave Casper P Ray Guy T Art Shell QB Ken Stabler* G Gene Upshaw LB Phil Villapiano
1977 (8)	WR Cliff Branch TE Dave Casper C Dave Dalby P Ray Guy T Art Shell QB Ken Stabler G Gene Upshaw RB Mark van Eeghen
1978 (3)	TE Dave Casper P Ray Guy T Art Shell
1979 (2)	TE Dave Casper TE Raymond Chester
1980 (5)	P Ray Guy CB Lester Hayes LB Ted Hendricks RB Kenny King* T Art Shell
1981 (2)	CB Lester Hayes LB Ted Hendricks
1982 (3)	RB Marcus Allen CB Lester Hayes LB Ted Hendricks
1983 (8)	TE Todd Christensen CB Lester Hayes LB Ted Hendricks T Henry Lawrence DE Howie Long LB Rod Martin S Vann McElroy KR Greg Pruitt
1984 (8)	RB Marcus Allen TE Todd Christensen CB Lester Hayes CB Mike Haynes T Henry Lawrence DE Howie Long LB Rod Martin S Vann McElroy
1985 (4)	RB Marcus Allen TE Todd Christensen CB Mike Haynes DE Howie Long
1986 (5)	RB Marcus Allen* TE Todd Christensen CB Mike Haynes DE Howie Long C Don Mosebar
1987 (3)	RB Marcus Allen TE Todd Christensen DE Howie Long
1988 (2)	WR Tim Brown LB Matt Millen
1989 (1)	DE Howie Long
1990 (4)	RB Bo Jackson* C Don Mosebar DE Greg Townsend G Steve Wisniewski
1991 (8)	WR Tim Brown P Jeff Gossett TE Ethan Horton K Jeff Jaeger S Ronnie Lott C Don Mosebar DE Greg Townsend G Steve Wisniewski
1992 (3)	DE Howie Long CB Terry McDaniel G Steve Wisniewski*
1993 (5)	WR Tim Brown DE Howie Long CB Terry McDaniel G Max Montoya G Steve Wisniewski
1994 (6)	WR Tim Brown G Kevin Gagan QB Jeff Hostetler CB Terry McDaniel DT Chester McGlockton G Steve Wisniewski*

1995 (4)	WR Tim Brown CB Terry McDaniel DT Chester McGlockton G Steve Wisniewski
1996 (3)	WR Tim Brown CB Terry McDaniel DT Chester McGlockton
1997 (3)	WR Tim Brown DT Chester McGlockton G Steve Wisniewski
1998 (2)	DT Darrell Russell CB Charles Woodson
1999 (4)	WR Tim Brown QB Rich Gannon DT Darrell Russell CB Charles Woodson
2000 (4)	QB Rich Gannon T Lincoln Kennedy G Steve Wisniewski CB Charles Woodson
2001 (5)	WR Tim Brown QB Rich Gannon T Lincoln Kennedy P Shane Lechler CB Charles Woodson
2002 (5)	QB Rich Gannon T Lincoln Kennedy WR Jerry Rice C Barret Robbins* CB Rod Woodson*
2004 (1)	P Shane Lechler
2005 (1)	DE Derrick Burgess
2006 (2)	CB Nnamdi Asomugha* DE Derrick Burgess
2007 (1)	P Shane Lechler
2008 (2)	CB Nnamdi Asomugha P Shane Lechler
2009 (3)	CB Nnamdi Asomugha LS Jon Condo P Shane Lechler
2010 (4)	CB Nnamdi Asomugha P Shane Lechler TE Zach Miller DT Richard Seymour*
2011 (4)	LS Jon Condo K Sebastian Janikowski P Shane Lechler DT Richard Seymour
2012 (1)	FB Marcel Reece
2013 (1)	FB Marcel Reece
2014 (1)	FB Marcel Reece
2015 (6)	QB Derek Carr WR Amari Cooper DE Khalil Mack RB Latavius Murray FB Marcel Reece* S Charles Woodson
2016 (7)	QB Derek Carr* WR Amari Cooper* C Rodney Hudson DE Khalil Mack* S Reggie Nelson G Kelechi Osemele T Donald Penn*
2017 (5)	QB Derek Carr C Rodney Hudson DE Khalil Mack* G/T Kelechi Osemele T Donald Penn*
2018 (1)	TE Jared Cook
2019 (2)	T Trent Brown* C Rodney Hudson
2020 (2)	RB Josh Jacobs** TE Darren Waller**
2021 (4)	P AJ Cole DE Maxx Crosby LB Denzel Perryman WR Hunter Renfrow

AFL All-Star Game, 1961-69; Pro Bowl, 1970-Present
* - Selected but did not play
** - Selected but the game did not occur due to COVID-19

Pos.	Player	Pro Bowls	Years
RB	Marcus Allen	5	1982,84,85,86*,87
CB	Nnamdi Asomugha	4	2006*,08,09,10
WR	Fred Biletnikoff	4	1970,71,73,74
WR	Cliff Branch	4	1974,75,76,77
T	Bob Brown	1	1971*
WR/KR	Tim Brown	9	1988,91,93,94,95,96,97,99,01
T	Trent Brown	1	2019*
CB	Willie Brown	4	1970,71,72,73
DE	Derrick Burgess	2	2005,06
QB	Derek Carr	3	2015,16*,17
TE	Dave Casper	4	1976,77,78,79
TE	Raymond Chester	4	1970,71,72,79
TE	Todd Christensen	5	1983,84,85,86,87
P	Al Cole	1	2021
LS	Jon Condo	2	2009,11
TE	Jared Cook	1	2018
WR	Amari Cooper	2	2015,16*
DE	Maxx Crosby	1	2021
C	Dave Dalby	1	1977
RB	Hewritt Dixon	1	1970
QB	Rich Gannon	4	1999,00,01,02
G	Kevin Gogan	1	1994
P	Jeff Gossett	1	1991
P	Ray Guy	7	1973,74,75,76,77,78,80
CB	Lester Hayes	5	1980,81,82,83,84
CB	Mike Haynes	3	1984,85,86
LB	Ted Hendricks	4	1980,81,82,83
TE	Ethan Horton	1	1991
QB	Jeff Hostetler	1	1994
RB	Marv Hubbard	3	1971,72,73
C	Rodney Hudson	3	2016,17,19
RB	Bo Jackson	1	1990*
RB	Josh Jacobs	1	2020**
K	Jeff Jaeger	1	1991
K	Sebastian Janikowski	1	2011
T	Lincoln Kennedy	3	2000,01,02
RB	Kenny King	1	1980*
QB	Daryle Lamonica	2	1970,72
T	Henry Lawrence	2	1983,84
P	Shane Lechler	7	2001,04,07,08,09,10,11
DE	Howie Long	8	1983,84,85,86,87,89,92,93
S	Ronnie Lott	1	1991
DE	Khalil Mack	3	2015,16*,17*
B	Rod Martin	2	1983,84
CB	Terry McDaniel	5	1992,93,94,95,96
S	Vann McClery	2	1983,84
DT	Chester McGlockton	4	1994,95,96,97
LB	Matt Millen	1	1988
TE	Zach Miller	1	2010
G	Max Montoya	1	1993
C	Don Mosebar	3	1986,90,91
RB	Latavius Murray	1	2015
S	Reggie Nelson	1	2016
G	Kelechi Osemele	2	2016,17
C	Jim Otto	3	1970,71,72
T	Donald Penn	2	2016*,17*
LB	Denzel Perryman	1	2021
KR	Greg Pruitt	1	1983
FB	Marcel Reece	4	2012,13,14,15*
WR	Hunter Renfrow	1	2021

WR	Jerry Rice	1	2002
C	Barret Robbins	1	2002*
DT	Darrell Russell	2	1998,99
T	Harry Schuh	1	1970
DT	Richard Seymour	2	2010*,11
T	Art Shell	8	1972,73,74,75,76,77,78,80
DT	Otis Sistrunk	1	1974
QB	Ken Stabler	4	1973,74,76*,77
S	Jack Tatum	3	1973,74,75*
DE	Greg Townsend	2	1990,91
G	Gene Upshaw	6	1972,73,74,75,76,77
RB	Mark van Eeghen	1	1977
LB	Phil Villapiano	4	1973,74,75,76
TE	Darren Waller	1	2020**
WR	Warren Wells	1	1970
G	Steve Wisniewski	8	1990,91,92*,93,94*,95,97,00
CB	Charles Woodson	5	1998,99,00,01,15
S	Rod Woodson	1	2002*

* — Selected but did not play
** — Selected but the game did not occur due to COVID-19

Pro Bowl MVP

2001	Rich Gannon
2002	Rich Gannon
2021	Maxx Crosby

AFL All-Star Game (1961-69)

CB	George Atkinson	2	1968,69
WR	Fred Biletnikoff	2	1967,69
DT	Dan Birdwell	1	1968
K	George Blanda	1	1967
CB	Willie Brown	3	1967,68,69
TE	Billy Cannon	1	1969
LB	Dan Conners	3	1966,67,68
DT	Dave Costa	1	1963
RB	Clem Daniels	4	1963,64,65,66
DE	Ben Davidson	3	1966,67,68
QB	Cotton Davidson	1	1963
RB	Hewritt Dixon	3	1966,67,68
QB	Tom Flores	1	1966
CB-S	Dave Grayson	3	1965,66,69
G	Wayne Hawkins	5	1963,64,65,66,67
DT	Tom Keating	2	1966,67
QB	Daryle Lamonica	2	1967,69*
DE	Isaac Lassiter	1	1966
LB	Archie Matsos	1	1963
CB	Kent McCloughan	2	1966,67*
RB	Alan Miller	1	1961
LB	Gus Otto	1	1969
C	Jim Otto	9	1961,62,63,64,65,66,67,68,69
WR	Art Powell	4	1963,64,65,66
T	Harry Schuh	2	1967,69
G	Gene Upshaw	1	1968
WR	Warren Wells	1	1968
CB	Fred Williamson	3	1961,62,63
CB	Nemiah Wilson	1	1967

* — Selected but did not play

AFL All-Star Game Outstanding Defensive Player

1964	Archie Matsos
------	---------------



RB Marcus Allen — 1984 Pro Bowl in Honolulu



1979 - RON MIX

Raiders offensive tackle, 1971; pro football veteran, 1960-1969, 1971

Inducted into Pro Football Hall of Fame on July 28, 1979... Played 11 pro seasons, 10 with the Los Angeles/San Diego Chargers and one with the Oakland Raiders... Became the first player to have worn a Raider uniform inducted into the Pro Football Hall of Fame... Was the second player from the American Football League (AFL) to be enshrined in Canton, following former teammate Lance Alworth... Elected to the AFL All-Star team in eight straight seasons... A nine-time All-AFL selection... Named to the all-time AFL first team, and is one of only 20 individuals who played the entire 10 years of the AFL... Played in 142 career games... Flagged for just two holding penalties in... Played in five of the first six AFL Championship games, helping lead Chargers to 1963 title... Retired after the 1969 season, but returned to football in 1971 following a trade to the Raiders... Played in 12 games with four starts for the Silver & Black... Earned All-American honors in 1959 as a lineman at USC... Selected by the Baltimore Colts as the 10th overall pick in the 1960 NFL Draft... Also chosen in the first round of the 1960 AFL Draft by the Boston Patriots and was traded to the Chargers... Named to the International Jewish Sports Hall of Fame in 1980.

1980 - JIM OTTO

Raiders center, 1960-74; pro football veteran, 1960-74

Inducted into Pro Football Hall of Fame on Aug. 2, 1980... The only All-League center the American Football League ever had (1960-69)... Chosen to Hall of Fame AFL All-Star Team of the Decade... Named the All-American Football Conference center for three more seasons, 1970-72... Started 210 consecutive league games, most in Raiders history... Including pre-season, postseason and all-star games, played in 308 games as a Raider... Last of the original Raiders... Participated in nine AFL All-Star Games and in the first three AFC-NFC Pro Bowls... During his 15-year career, the Raiders won seven division championships and the AFL Championship in 1967... Twice winner of the Gorman Award (1968 and 1971) as "Player Who Best Exemplifies the Pride and Spirit of the Oakland Raiders"... Selected to AFL-NFL 25-year All-Star Team... Third AFL player inducted into Hall of Fame... Elected to the Hall of Fame in his first year of eligibility... Rejoined Raiders front office in special projects in 1995.



1981 - GEORGE BLANDA

Raiders quarterback/kicker, 1967-75; pro football veteran, 1949-75

Inducted into Pro Football Hall of Fame on Aug. 1, 1981... The first player and one of only two in history to celebrate a Silver Anniversary in pro football, ending his NFL career in 1975 with an all-time high 26 seasons... Set NFL record with 2,002 career points... Completed 1,911 career passes for 26,920 yards and threw for 236 touchdowns... Played in 224 straight games, 340 overall... At time of retirement, was Raiders all-time scoring leader with 863 points... Led NFL eight times in extra points scored in a season, including 64 in 1961... Missed only 16 of 959 extra point attempts in 26 years... Kicked 335 field goals, including nine of 50 yards or more... Memorable 1970 feat included leading Oakland to four wins, one tie with last-second touchdown passes or field goals — at age 43... 1970 Gorman Award winner as "Player Who Best Exemplifies the Pride and Spirit of the Oakland Raiders"... Set Raider single-season scoring record with 117 points in 1968... Played in 11 championship games, seven with Raiders... Played on three AFL Championship teams, one with Oakland, two with Houston... Named to AFL-NFL 25-year All-Star Team... Chosen for the Hall of Fame in his first year of eligibility.



1984 - WILLIE BROWN

Raiders cornerback, 1967-78; pro football veteran, 1963-78

Inducted into Pro Football Hall of Fame on July 28, 1984... Shares Raider all-time lead in interceptions with 39... All-Pro seven times, played in five AFL All-Star Games and four NFL Pro Bowls... Named to All-Time AFL team at cornerback in 1969... Played in three AFL and six AFC Championship Games with Raiders, plus Super Bowls II and XI... Set Super Bowl record with 75-yard interception return for touchdown against Minnesota in Super Bowl XI... Had two other postseason interception returns for touchdowns — against Miami in 1970 and Pittsburgh in 1973... Intercepted at least one pass for a then-NFL record 16 straight seasons... Intercepted 54 passes in career, with 472 return yards, two touchdowns... Tied NFL record with four interceptions against N.Y. Jets on Nov. 15, 1964... Played in 205 games... MVP in 1965 AFL All-Star Game... Winner of 1968 Gorman Award as "Player Who Best Exemplifies the Pride and Spirit of the Oakland Raiders"... Raiders defensive captain for 10 years... Selected to AFL-NFL 25-year All-Star Team... Chosen to the Hall of Fame in first year of eligibility... Originally signed as free agent by Houston Oilers, played four seasons with Denver Broncos... Served as Raiders defensive backfield coach from 1979-88 and was on staff for Super Bowl XV and XVIII wins... Head football coach at Long Beach State in 1991 and at L.A. Jordan High School in 1994... Inducted to Louisiana Sports Hall of Fame in 1992 and Mississippi Sports Hall of Fame in 1994... Rejoined Raiders in 1995 as director of squad development and returned to on-field coaching until retiring as a position coach... Also served on Raiders football operations staff.





1987 - GENE UPSHAW

Raiders guard, 1967-82; pro football veteran, 1967-82

Inducted into Pro Football Hall of Fame on Aug. 8, 1987...All-Pro or All-Conference eight times, played in six Pro Bowls and one AFL All-Star Game...Games played (217) is third-most in team history...Missed only one league game in career...207 consecutive league games and starts are both second on Raiders list...First player in NFL history to participate in Super Bowls in three different decades (after 1967, 1976 and 1980 seasons)...Holds Raider all-time record with 24 playoff game starts...Offensive team captain for nine years (1973- 81)...Only second guard inducted into Pro Football Hall of Fame...During 15-year pro career, the Raiders made 11 playoff appearances, won eight division titles, one AFL Championship, two AFC titles and two World Championships of Professional Football...Named to AFL-NFL 25-year All-Star, NFL 75th Anniversary All-Time and

All-Monday Night Teams...Chosen to the Hall of Fame in first year of eligibility...Served as executive director of NFL Players Association from 1983 until his passing in 2008.

1988 - FRED BILETNIKOFF

Raiders wide receiver, 1965-78; pro football veteran, 1965-78

Inducted into Pro Football Hall of Fame on July 30, 1988...No. 2 all-time in history of Silver & Black with 589 career catches...Ranked fourth on the NFL all-time receiving list at time of retirement...No. 2 among all-time Raiders in receiving yards (8,974) and receiving touchdowns (76)...Also caught 70 passes for 1,167 yards and 10 touchdowns in postseason games, ranking second on all-time NFL list upon retirement...Played in three AFL title games, five AFC Championships and Super Bowls II and XI...MVP of Super Bowl XI with four catches for 79 yards...Held NFL record of 10 straight seasons with 40 or more receptions (1967-76)...Raiders leading receiver for six consecutive seasons (1968-73)...Led NFL in receiving with 61 catches in 1971, then led AFC in 1972 with 58...All-AFL in 1969, All-AFC in 1970, 1972 and 1973...Played in two AFL All-Star Games and four Pro Bowls...Played in 190 games in 14 seasons...Had 21, 100-yard receiving games...Had four, 100-yard receiving games in playoffs...Never played in a losing season with the Raiders...Originally selected in the second round of the 1965 AFL Draft after record-setting career at Florida State...Named to Walter Camp All-Century Team...Rejoined Raiders as wide receivers coach in 1989...Award in his name goes to nation's top collegiate wide receiver...Raiders wide receivers coach from 1989-94, handled quality control from 1995- 96 and returned to coach receivers in 1997 until retiring from coaching following the 2006 season.



1989 - ART SHELL

Raiders tackle, 1968-82; pro football veteran, 1968-82

Inducted into Pro Football Hall of Fame on Aug. 5, 1989...All-American Football Conference selection six straight years from 1973-78...All-Pro in 1973, 1974 and 1977...Played in 207 league games, fourth-highest in history of Silver & Black...Selected to play in eight Pro Bowls, tied for second-most for Raiders, during career which spanned three decades... Played in 23 postseason contests, including eight AFL-AFC Championships and Raider victories in Super Bowls XI and XV...Credited with near-perfect performance in Raiders Super Bowl XI victory over Minnesota, limiting his Vikings opponent to no tackles, sacks or assists during 32-14 win...Played in first 156 games before missing five games due to preseason injury...Launched another streak of 51 straight games... Named to NFL All-Monday Night Team...Selected in third round of the 1968 AFL Draft after stellar career as a two-way lineman at Maryland-Eastern Shore...Raiders offensive line

coach after retiring as a player in 1982 until 1988, when he became head coach of the Silver & Black...Served as head coach of the Raiders until 1994 and re-joined the Silver & Black as head coach in 2006...Also served as an NFL assistant coach with Kansas City and Atlanta and was the NFL's senior vice president for football operations and development.

1990 - TED HENDRICKS

Raiders linebacker, 1975-83; NFL veteran, 1969-83

Inducted into Pro Football Hall of Fame on Aug. 4, 1990...Played in every game during 15 NFL seasons, including nine with Silver & Black...Played in 131 consecutive league games with Raiders, 215 in career, most by any linebacker in NFL history...Member of all three Raiders teams that won the World Championship of Professional Football (1976, 1980 and 1983)... Intercepted 26 passes for 332 yards and one touchdown while recovering 16 opponents fumbles...Shares NFL record for most safeties in pro career with four...Also shares postseason NFL record for most opponent's fumbles recovered in career with four...Scored three touchdowns in career — on a fumble recovery, interception return and return of blocked punt...Named All-AFC seven times, All-NFC once and played in eight AFC-NFC Pro Bowls...Second round pick in the 1969 Draft by Baltimore Colts...Was a member of Baltimore's Super Bowl V Championship team...Played for Colts before being traded to Green Bay in 1974, then joined Raiders as free agent in 1975...Three-time All-America linebacker/defensive end at the University of Miami...Named to the NFL 75th Anniversary All-Time team in 1994.



1992 - AL DAVIS

Scout, Assistant Coach, Head Coach, League Commissioner, Owner


Inducted into Pro Football Hall of Fame on Aug. 1, 1992...Went from assistant coach of the Los Angeles Chargers, to Head Coach and General Manager of the Raiders, to Commissioner of the American Football League and to Principal Owner and Chief Executive Officer of the Raiders, transforming the failing franchise into pro football's winningest team...In first season in Oakland, team went 10-4 in 1963 with Davis being named Coach of the Year by AP, UPI, Sports Illustrated, The Sporting News and his fellow coaches...Became the first sports figure ever honored by the Chamber of Commerce as Oakland's Young Man of the Year...In 1966, became Commissioner of the AFL at 36 and was acclaimed nationally as the driving force who brought on the historic merger between the NFL and AFL...He played a vital role in the development of the game as a participant in the prestigious NFL Competition Committee and the NFL Owners Executive Committee...Has been chosen by a record nine Pro Football Hall of Fame inductees to present them at the Canton, Ohio ceremony — Lance Alworth, Jim Otto, George Blanda, Willie Brown, Gene Upshaw, Fred Biletnikoff, Art Shell, Ted Hendricks and John Madden...Became the first recipient of the NFL Players Association's Retired Players Award of Excellence "for his

contributions to the men who played the game" in 1991...As a member of the Executive Committee of the NFL Management Council, was a major factor in achieving a collective bargaining agreement with the players... Was offensive ends coach of the Los Angeles Chargers from 1960-62, before being named Raiders Head Coach/General Manager at age 33...He attended Wittenberg College and Syracuse, earning a degree in English while playing football, basketball and baseball in 1950...Named line coach at Adelphi College in New York...His innovative technical football articles, published in the leading coaching magazines, gained him wide acclaim...Went into the U.S. Army, being assigned as head football coach at Ft. Belvoir, Va...There he molded a national power service team and capped one season by defeating Maryland, national collegiate football champions, in a squad game...On the staff of the Baltimore Colts in 1954, at age 24, concentrating on player personnel... During 1955-56, served as line coach and chief recruiter at The Citadel...Then spent three years at USC as line coach and in 1959, was also defensive coordinator.

1997 - MIKE HAYNES

Raiders cornerback, 1983-89; NFL veteran, 1976-89

Inducted into Pro Football Hall of Fame on July 26, 1997...Made nine Pro Bowl appearances in pro career...Credited with 46 career interceptions while playing with the Raiders and New England...Totaled 688 yards in interception returns and returned two interceptions for touchdowns in pro career...Tied for Raiders lead with three interceptions in 1988...Played in 43 consecutive games with Raiders before missing action in mid-season in 1986...Led league in interception return yards in 1984 with 220 yards on six interceptions, including single longest return of 97 yards at Miami...Had 13 career interceptions as a Raider...Joined Raiders in midseason 1983 trade with New England, played in final five league games plus three playoff wins...Had interception as Raiders downed Redskins in Super Bowl XVIII...Played out option with Patriots in 1982, completing seven seasons with New England...Made 58 consecutive starts with Patriots from 1976-79...Patriots top interceptor from 1976-78...New England's all-time punt return leader with 1,159 yards on 111 returns, a 10.4-yard average...Had two punt return touchdowns as a rookie in 1976, with runs of 89 and 62 yards...Also blocked and returned a field goal attempt for a 65-yard touchdown in 1980...Fifth player and first defensive back taken in 1976 Draft by New England...AFC Rookie of Year...All-Pro in 1978, 1982, 1984 and 1985 and All-Conference eight times...Named to NFL All-Time Team...All-America defensive back as junior and senior at Arizona State...Named MVP in 1976 Japan Bowl and 1973 Fiesta Bowl...Two-year letterman in track, winning conference long jump title one year and runner-up the other...Served as the NFL's Vice President of Player and Employee Development.



1999 - ERIC DICKERSON

Raiders running back, 1992; NFL veteran 1983-93

Inducted into Pro Football Hall of Fame on Aug. 7, 1999...Played 11 NFL seasons and made six Pro Bowl appearances in pro career...Began NFL career as first round pick, second selection overall, by L.A. Rams in 1983...Also played for Indianapolis Colts (1987-91), Los Angeles Raiders (1992) and Atlanta Falcons (1993)...Led Raiders in rushing in 1992 with 729 yards...Played 11 seasons, 146 games...Set NFL rookie season records for most rushing attempts — 390; most yards rushing — 1,808; most touchdowns rushing — 18...Set NFL records for rushing yards in a season — 2,105; 100-yard rushing performances — 12; and combined yards from scrimmage — 2,244 in 1984...Retired from NFL ranked third in career rushing yardage — 13,259...Established a playoff rushing yards record with 248 in 1985 NFC Divisional Playoff Game as a member of the Rams...In 1987, traded from Rams to Colts in blockbuster deal that also involved the Bills...Recorded a then-record seven consecutive seasons with 1,000 yards rushing...Named NFL Player of the Year, 1984; NFL Offensive Player of the Year, 1986...All-Pro 1983, 1984, 1986, 1987 and 1988...All-NFC 1983, 1984 and 1986...All-AFC in 1987 and 1988...All-America, one of the best college runners in NCAA history...Rushed for 4,450 yards in four seasons at SMU.





2000 - HOWIE LONG

Raiders defensive end/defensive tackle, 1981-93; NFL veteran, 1981-93

Inducted into Pro Football Hall of Fame on July 29, 2000...Played 13 NFL seasons, all with the Raiders, and made eight Pro Bowl appearances in pro career...Moved into starting role with the Raiders beginning in the fifth game of the strike-shortened 1982 season, his second in the NFL...First or second team All-Pro choice in 1983, 1984, 1985, 1986 and 1989...Was also named All-AFC four times...In 1985, posted 10 sacks, with at least one in eight games and was selected as Raider Lineman's Club Defensive Lineman of the Year by his teammates...Although he missed much of the 1988 season due to injury, still managed to record three sacks and intercept the first pass of his career, which he returned 73 yards in a game against Houston...Member of the NFL's All-Decade Team of the 1980s, recorded 84 career sacks, not including 7.5 sacks in 1981 before the sack was an official NFL stat...Raiders second round pick in 1981 NFL Draft and the 48th player selected overall...Four-year letterman at Villanova and MVP in the 1980 Blue-Gray Game...Has served as a studio host for NFL pregame show on FOX since retiring from the NFL.

2000 - RONNIE LOTT

Raiders safety, 1991-92; NFL veteran, 1981-94

Inducted into Pro Football Hall of Fame on July 29, 2000...Played 14 NFL seasons — including two with the Raiders — at three positions — cornerback, free safety and strong safety and made 10 Pro Bowl appearances in pro career...Named All-Pro eight times, All-NFC six times and All-AFC once, selected to play in 10 Pro Bowls and was named to the NFL's 75th Anniversary Team...In his first NFL season, led a young secondary that helped the 49ers win Super Bowl XVI...Became the second rookie in NFL history to return three interceptions for touchdowns and finished second to Lawrence Taylor for Rookie of the Year honors...In 1986, played 14 games at the free safety position before an injury sidelined him for the final two games of the season...Still led the league with a career-most 10 interceptions, recorded 77 tackles, three forced fumbles and two sacks...During his career with the 49ers (1981-90), Los Angeles Raiders (1991-92) and the New York Jets (1993-94), recorded 63 career interceptions and twice led the league, including in 1991 with the Raiders when recorded eight...Surpassed the 1,000-career tackle mark in 1993 and had five seasons of at least 100 tackles...In his 10 seasons with the 49ers, San Francisco won eight NFC Western Division titles and four Super Bowls...In 20 playoff contests (all starts), he recorded nine interceptions, 89 tackles, one forced fumble, one fumble recovery and two touchdowns...San Francisco 49ers first round draft pick and the eighth player chosen overall in the 1981 NFL Draft following All-American college career at USC.



2002 - DAVE CASPER

Raiders tight end, 1974-80, 1984; NFL veteran, 1974-84



Inducted into Pro Football Hall of Fame on Aug. 3, 2002...Played 11 seasons in the NFL, seven-and-a-half with the Raiders...Named All-Pro and All-AFC four times and was selected to play in four Pro Bowls...Traded by Raiders to the Houston Oilers for first round and two second round draft picks midway through 1980 season, finished the season with 56 receptions and was named to his fifth Pro Bowl...In 1984, after a brief stint with the Minnesota Vikings, returned to the Raiders, finishing his career with 378 receptions for 5,216 yards and 52 touchdowns...member of Raiders Super Bowl XI-winning team...Outstanding blocker as well as receiver...Caught the game-winning 10-yard touchdown pass in 1977 double-overtime AFC playoff game...His infamous "Ghost to the Post," in reference to his 42-yard reception, set up the tying field goal at the end of regulation...All-American as an offensive tackle in 1972 and an All-American tight end in 1973 at Notre Dame...Second round pick by the Raiders in the 1974 NFL Draft.



2003 - MARCUS ALLEN

Raiders running back, 1982-92; NFL veteran, 1982-97

Inducted into Pro Football Hall of Fame on Aug. 3, 2003...The 10th player selected in the 1982 NFL Draft by the Raiders...Played 16 NFL seasons, including 11 with the Los Angeles Raiders...Gained 12,243 yards rushing, 5,411 yards receiving and scored 145 touchdowns...1981 Heisman Trophy winner while at USC and NFL Rookie of the Year in 1982...During his 11 seasons with the Raiders, named to the Pro Bowl five times and added a sixth appearance in 1994 as a member of the Kansas City Chiefs...Raiders leading rusher seven consecutive years...Led the Raiders in receptions with 51 in 1987...Named MVP in Super Bowl XVIII when the Raiders defeated Washington 38-9 after rushing for 191 yards and scoring two touchdowns, one a then-Super Bowl record 74-yard run...1985 NFL MVP after leading the league with 1,759 rushing yards on 380 carries for a 4.6 yards per carry average and 11 touchdowns...Also caught 67 passes for 555 yards and three receiving touchdowns...In 1995, made NFL history when he became the first player in league history to rush for more than 10,000 yards and catch passes for 5,000 more...Completed 12 of 27 passes for 282 yards and six touchdowns during his career...In 15 career playoff games, carried the ball 267 times for 1,347 yards and 11 touchdowns, averaging 5.0 yards per carry...Also added 52 catches for 522 yards and two receiving touchdowns...At the time of his retirement following the 1997 season, held the single-season record for most rushing and receiving yards combined (2,314), ranked second in consecutive 100-yard games and was third in career-combined yardage.

2003 - JAMES LOFTON

Raiders wide receiver, 1987-88; NFL veteran, 1978-93

Inducted into Pro Football Hall of Fame on Aug. 3, 2003...Played two seasons for the Raiders after being acquired by trade in 1987...Entered NFL as No. 1 draft pick of Green Bay in 1978 and spent nine seasons with Packers...Later spent four seasons with the Buffalo Bills and also played for the L.A. Rams and Philadelphia Eagles in final NFL season...In 16 seasons, caught 764 passes for 14,004 yards — an 18.3-yard average per catch...His career reception yardage mark was an NFL-best at the time of his retirement, while his 43 games with 100 or more yards receiving ranked third...Recorded more than 50 catches in a season nine times...First NFL player to score a touchdown in 1970s, 1980s and 1990s...Named All-Pro four times, All-NFC three times and selected to play in eight Pro Bowls...In 1991, at age 35, became the oldest player in league history to record 1,000 receiving yards in a season and recorded a career single-game best 220 receiving yards against Cincinnati...In 13 playoff game appearances, caught 41 passes for 759 yards and eight touchdowns, including a seven-reception game in Super Bowl XXVI...In three of those playoff games, recorded 100-yard plus performances...Won NCAA long jump title as a senior at Stanford...Coached Raiders wide receivers in 2008 after serving in same capacity for San Diego.



2004 - BOB BROWN

Raiders tackle, 1971-73; NFL veteran, 1964-73



Inducted into Pro Football Hall of Fame on Aug. 8, 2004...Played 10 pro seasons, his final three with the Raiders...First round draft pick (second overall) in the 1964 Draft by the Philadelphia Eagles...Participated in 126 games in pro career...Named first team All-NFL seven times...Earned NFL/NFC Offensive Lineman of the Year honors three times...Elected to six Pro Bowls — three with Eagles, two with Rams and one with Raiders...Named to the NFL's All-Decade Team of the 1960s...All-NFL seven of his 10 seasons with the Philadelphia Eagles (1964-68), L.A. Rams (1969-70) and Oakland Raiders (1971-73)...Two of the three years he did not make the All-NFL team, he was named second team All-NFL...In 1969, after five consecutive all-league seasons with the Eagles, was traded to Los Angeles and that year the Rams offensive line set an NFL record for protecting the passer...All-America guard at Nebraska, was also drafted in the first round in 1964 by the AFL's Denver Broncos...Voted college football's Lineman of the Year in 1963 by the Washington, D.C. Touchdown Club.

2006 - JOHN MADDEN

Raiders Head Coach/Assistant Coach, 1967-78

Inducted into Pro Football Hall of Fame on Aug. 5, 2006...Assistant coach with Allan Hancock College, 1960-61; head coach with Allan Hancock College, 1962-63; assistant coach with San Diego State, 1964-66; assistant coach with The Oakland Raiders, 1967-68; head coach with the Raiders, 1969-78...Regular season record: 103-32-7...Postseason record: 9-7...Overall record: 112-39-7...His .759 winning percentage during regular season ranks highest among coaches with 100 career victories...Youngest head coach in AFL when Raiders hired him in 1969 at age 32...AFL Coach of the Year in 1969 after leading Raiders to 12-1-1 record and AFL Western Division title...Under Madden, Oakland never suffered losing record...Led Raiders to Super Bowl XI victory...Team won 17 straight games between 1976-77 seasons, one short of NFL record at the time...After retiring as head coach, continued with Raiders handling Special Projects through 1987...Leading pro football analyst for NBC, ABC's "Monday Night Football," Fox and CBS...Retired from broadcasting in 2008.





2009 - ROD WOODSON

Raiders safety, 2002-03; NFL veteran 1987-2003

Inducted into Pro Football Hall of Fame on Aug. 8, 2009... Finished career with the Raiders from 2002-03, leading Oakland to the AFC title and appearance in Super Bowl XXX-VII... Played in 238 games in 17 seasons with Pittsburgh, San Francisco, Baltimore and Oakland... Had 71 interceptions for NFL-record 1,483 career return yards... Added 2,362 yards on punt returns... Scored 17 career touchdowns, including NFL record 12 interception returns for scores... Six-time first team All-Pro choice (1989, 1990, 1992, 1993, 1994 and 2002)... One of five active players named to the NFL's 75th Anniversary Team in 1994... Named to the NFL All-Decade Team for the 1990s... Named NFL Defensive Player of the Year in 1993... Earned All-Pro honors as a cornerback, kick returner and safety... Selected to play in 11 Pro Bowls... Tied for NFL lead in interceptions with eight in 2002 as member of the Raiders... Played in three Super Bowls with three different teams, including Super Bowl XXX with the Steelers, Super Bowl XXXV with the Ravens and Super Bowl XXXVII with the Raiders... All-American cornerback at Purdue... 10th overall pick by Pittsburgh in the 1987 NFL Draft... Raiders assistant coach in 2011 and 2015-17.

2010 - JERRY RICE

Raiders wide receiver, 2001-04; NFL veteran, 1985-2004

Inducted into Pro Football Hall of Fame on Aug. 7, 2010... Played 20 NFL seasons, including four with the Oakland Raiders... Retired from professional football holding nearly every NFL career receiving record... Selected to play in 13 Pro Bowls... Named first team All-Pro 10 times... Played with the Raiders from 2001-04, helping lead Oakland to two playoff berths, an AFC title and an appearance in Super Bowl XXXVII... Played in 303 games in 20 seasons with San Francisco, Oakland and Seattle... Owner of 38 NFL career records at the time of his retirement... Set the all-time record for receptions (1,549), receiving yards (22,895), touchdown receptions (197), yards from scrimmage (23,540), all-purpose yards (23,546), combined rushing and receiving touchdowns (207) and total touchdowns (208)... Set single-season NFL records in receiving yards (1,848) and touchdown receptions (22)... Also set NFL marks with at least 50 receptions in 17 seasons, 1,000 receiving yards in 14 seasons, 76 games with at least 100 receiving yards, 13 consecutive games with at least one touchdown reception and 274 consecutive games with a reception... Played on three Super Bowl-winning teams as a member of the San Francisco 49ers... Named MVP of Super Bowl XXIII... Established career Super Bowl records in receptions (33), receiving yards (589), all-purpose yards (604) and touchdown receptions (eight)... Also set single-game Super Bowl records in receptions (11), receiving yards (215) and touchdowns (three, twice)... At time of retirement, played in an NFL-record 29 playoff games with the 49ers, Raiders and Seahawks... Set NFL postseason records in receptions (151), receiving touchdowns (22), receiving yards (2,245), eight games with at least 100 receiving yards and 28 consecutive playoff games with at least one reception... Named AP Offensive Player of the Year in 1987 and 1993... Tabbed for PFWA MVP honors in 1987... The MVP of the 1995 Pro Bowl... Garnered 1985 UPI NFC Rookie of the Year honors... Named to the NFL All-Decade Team for both the 1980s and 1990s... One of five active players to be named to the NFL's 75th Anniversary Team in 1994... All-American receiver at Mississippi Valley State... The 16th overall pick by the San Francisco 49ers in the 1985 NFL Draft.



2013 - WARREN SAPP

Raiders defensive lineman, 2004-07; NFL veteran, 1995-2007

Inducted into Pro Football Hall of Fame on Aug. 3, 2013... Played 13 NFL seasons, including his final four years with the Raiders... Saw action in 198 career games with the Tampa Bay Buccaneers and Raiders... Totaled 96.5 career sacks, the second most by an interior lineman in NFL history... Named All-Pro four times... Selected to seven straight Pro Bowls from 1997-2003... Part of two NFL All-Decade Teams (1990s and 2000s)... Named NFL Defensive Player of the Year in 1999 after posting 12.5 sacks and four forced fumbles... Set a Tampa Bay franchise record with 16.5 sacks in 2000... Played in nine postseason contests with the Buccaneers, including Super Bowl XXXVII... Played for the Silver & Black from 2004-07... Started all 58 games in which he appeared for Oakland... Totaled 19.5 sacks, one interception, four forced fumbles and three fumble recoveries with the Raiders... Recorded 10 sacks in 2006... Played three years at Miami (Fla.)... Recipient of the 1994 Lombardi Award, presented annually to the nation's top linebacker/lineman... First-team All-American selection as a junior... Named Big East Conference Defensive Player of the Year... Selected by the Buccaneers as the 12th overall pick in the 1995 NFL Draft.

recorded 10 sacks in 2006... Played three years at Miami (Fla.)... Recipient of the 1994 Lombardi Award, presented annually to the nation's top linebacker/lineman... First-team All-American selection as a junior... Named Big East Conference Defensive Player of the Year... Selected by the Buccaneers as the 12th overall pick in the 1995 NFL Draft.



2014 - RAY GUY

Raiders punter, 1973-86; NFL veteran, 1973-86

Inducted into Pro Football Hall of Fame on Aug. 2, 2014... First punter ever to enter the Hall of Fame... Revolutionized the position with his booming kicks, introduced the term "hang time" into the modern-day football lexicon and helped pioneer directional punting... Became the first punter selected in the first round of the NFL Draft when the Raiders chose him 23rd overall in 1973... Punted 14 seasons for the Raiders... Played in 207 consecutive games to finish career ranked third on the team's all-time participation list... Punted 1,049 times for 44,493 yards, averaging 42.4 yards per effort... Also placed 209 punts inside the 20-yard line and had only three punts blocked... Averaged more than 40 yards per punt in 13 of 14 seasons... Named as the punter for the NFL's 75th Anniversary Team in 1994 and selected to the NFL's All-Decade Team for the 1970s... Played in seven Pro Bowls (1973-78, 80) and was named first-team All-Pro six times (1973-78)... Also named second-team All-Pro twice (1979-80)... Posted a career-high 45.3-yard punting average on 69 punts as a rookie in 1973... Led the NFL in punting average three times; 1974 (42.2 avg.), 1975 (43.8 avg.) and 1977 (43.3 avg.)... Also finished second in the NFL in punting three times (1973, 78, 81)... Played on Raiders Super Bowl XI, XV and XVIII-winning teams... Played in 22 postseason games, averaging 42.2 yards on 111 punts... Had a career-long 77-yard punt against Denver in 1977... Finished his pro career with 619 straight punts without a block in regular season... All-American at Southern Mississippi, averaged 44.7 yards on 200 punts... Also played kicker and safety, recording 18 interceptions in three seasons... Namesake for the Ray Guy Award, presented annually to the nation's top collegiate punter.

2015 - RON WOLF

Raiders Personnel Executive/Contributor, 1963-74, 1979-89; AFL/NFL veteran, 1963-2001


Inducted into Pro Football Hall of Fame on Aug. 8, 2015... Top NFL personnel executive for nearly four decades... Along with Al Davis, helped build Raiders into a dominant franchise... In 23 seasons over two stints with the Silver & Black, helped Raiders post winning campaigns in all but six years, claiming 10 division titles, playing in eight AFL/ AFC Championship Games and three Super Bowls, including victories in Super Bowls XV and XVIII... Part of a scouting process that saw the Raiders draft eight future Hall of Famers— Gene Upshaw, Fred Biletnikoff, Art Shell, Ray Guy, Dave Casper, Howie Long, Marcus Allen and Tim Brown... First joined Raiders as a scout in 1963... Left team briefly to work in the American Football League office in 1966, but returned just months later when the AFL-NFL merger was announced... Helped build team that won the AFL title and appeared in Super Bowl II in 1967... Became General Manager of the expansion Tampa Bay Buccaneers in 1976, starting a franchise that reached the NFC Championship Game in just its fourth season... Returned to Raiders in 1979 and was part of a team that made five playoff appearances and won two Super Bowl titles in first seven seasons back with franchise... Joined New York Jets as Personnel Director in 1990... Named Executive Vice President/General Manager of the Green Bay Packers late in the 1991 season... In 1995, helped Packers claim first division title in 23 years... Helped lead the Packers to three straight NFC Central titles and back-to-back appearances in the Super Bowl, including a Super Bowl XXXI victory following the 1996 season.



2015 - TIM BROWN

Raiders wide receiver, 1988-2003; NFL veteran, 1988-2004

Inducted into Pro Football Hall of Fame on Aug. 8, 2015... Played 17 NFL seasons, including first 16 campaigns with the Raiders... Joined Raiders as the sixth player selected in the 1988 NFL Draft after winning the Heisman Trophy at Notre Dame... Finished career as the most decorated receiver in Raiders history, setting franchise records with 1,070 receptions for 14,734 yards and 99 touchdowns... Played in second-most seasons (16) and games played (240) in franchise annals... Also Raiders all-time leader with 3,272 yards and three touchdowns on punt returns and 14,924 total yards from scrimmage... Racked up 19,443 combined net yards as a Raider... Topped 1,000 yards receiving in a season nine straight times from 1993-2001, and posted four of the top five seasons for receiving yardage in franchise history... Career totals include 1,094 catches for 14,934 yards and 100 touchdowns... Reception total ranked third in NFL history and yardage mark was second in league record book and punt return yardage total of 3,320 is sixth in league history at time of his retirement... Only player in NFL history to record at least 75 receptions in 10 straight seasons (1993-2002)... Posted 11 seasons with 50-or-more receptions and recorded a reception in 179 straight games from 1993-2004... Averaged 87 catches and 1,191 yards per season from 1993-2002... Also posted more yards after the catch than any other NFL receiver from 1992-2004 with 4,475... Set an NFL record for wide receivers with 176 straight starts... Selected to play in nine Pro Bowls, including five straight from 1994-98... Named All-Pro twice (1988 and 1997)... Earned All-AFC honors eight times... Garnered first-team All-Pro recognition in 1997 after setting franchise single-season records with 104 catches for 1,408 yards... Broke Gayle Sayers' NFL record for total yardage by a rookie in 1988, racking up 2,317 all-purpose yards (725 rec., 50 rush., 1,098 KR, 444 PR)... Six-time Commitment to Excellence Award recipient... Led Raiders to three-straight AFC West titles from 2000-02... Started at wide receiver for Raiders in Super Bowl XXXVII... Finished his career with the Tampa Bay Buccaneers, playing in 2004.



2016 - KEN STABLER

Raiders quarterback, 1970-79; NFL veteran, 1970-1984

Inducted into Pro Football Hall of Fame on Aug. 6, 2016...Played 15 NFL seasons, including first 10 campaigns with the Raiders...Joined Raiders as a second round draft pick (52nd overall) out of Alabama in 1968...Spent first two seasons on the Raiders' inactive/reserve squad before seeing first game action in 1970...In 10 seasons in Oakland, was named All-Pro twice, All-AFC three times and was selected to play in four Pro Bowls...Retired as the franchise's career leader in passing attempts (2,481), yards (19,078) and touchdowns (150)...Named to the NFL's All-Decade Team for the 1970s...Career totals include 184 games played with 146 starts, 2,270 completions on 3,793 attempts, 27,938 passing yards and 194 touchdowns...With the Raiders, racked up 19,078 passing yards on 1,486 completions with 150 touchdowns...Became starting quarterback in 1973 and led Raiders the first of five straight AFC Championship Game appearances...Also led Raiders to seven straight winning seasons and a 69-26-1 regular season record as a starter...Three-time recipient of the Gorman Award

(1973, 1974 and 1976)...Named Associated Press NFL Most Valuable Player in 1974 after passing for 2,469 yards and an NFL-best 26 touchdowns...Also named first-team All-Pro...Led the league in passing in 1976, piloting the Raiders to Super Bowl XI win...Completed 194 passes for 2,737 yards and a league-high 27 touchdowns, setting a franchise record with a 103.4 passer rating...Also led the NFL with a 66.7 completion percentage...Garnered Pro Bowl honors in back to back seasons twice (1973 and 1974, 1976 and 1977)...Played in 13 career playoff games with 12 starts...Started 11 playoff games with the Silver and Black, posting a 7-4 record as a starter...Totaled 2,398 passing yards with 19 touchdowns in playoff contests and set an NFL record by recording a touchdown pass in 10 consecutive postseason games...Traded to Houston in 1980 and spent the final five seasons of his career with the Oilers (1980-81) and New Orleans (1982-84)... Following retirement, served as a color commentator on NFL broadcasts for CBS and on radio for Alabama football games.

2018 - RANDY MOSS

Raiders wide receiver, 2005-06; NFL veteran, 1998-2012

Inducted into Pro Football Hall of Fame on Aug. 4, 2018...Played 14 NFL seasons, including the 2005 and 2006 campaigns with the Raiders...Saw action in 218 career games with 193 starts for Minnesota (1998-2004; 2010), Oakland (2005-06), New England (2007-10), Tennessee (2010) and San Francisco (2012)...Totaled 982 career receptions for 15,292 yards and 156 TDs...Career receiving yards and TDs ranked third and fourth, respectively, in NFL history at the time of his retirement...Named Associated Press Offensive Rookie of the Year after setting an NFL rookie record with 17 TDs for Minnesota in 1998...Acquired by the Raiders via trade in 2005...In two years with Oakland, played in 29 games with 28 starts and recorded 102 receptions for 1,558 yards and 11 TDs...Set the NFL single-season record for TD receptions in a season with 23 with New England in 2007...Named to NFL All-Decade Team for the 2000s...Selected to play in six Pro Bowls and named first-team All-Pro four times...Caught 10-or-more TD passes in a season nine times and had 10 seasons with 1,000 yards receiving, including 1,005 yards receiving, eight touchdowns for Raiders in 2005...Played two years at Marshall, totaling 174 receptions for 3,529 yards and 54 TDs... Scored a TD in every collegiate game he played...1997 Biletnikoff Award winner...Finalist for the 1997 Heisman Trophy...Selected by the Vikings as the 21st overall pick in the 1998 NFL Draft... In 2016, joined ESPN as an analyst, appearing on Sunday NFL Countdown and Monday Night Countdown...Named to the NFL 100th Anniversary All-Time Team.



2021 - TOM FLORES

Raiders quarterback, 1960-66; AFL Veteran, 1960-69; Raiders assistant coach/head coach, 1972-87; NFL assistant coach/president/general manager/head coach, 1971-87, 1989-94

Inducted into Pro Football Hall of Fame on Aug. 8, 2021...First person in history to earn Super Bowl championships as a player, assistant coach and head coach...First quarterback in Raiders history, taking franchise's first snap on Sept. 11, 1960 vs. Houston...Played in all 14 games with nine starts in 1963 as the Raiders went 10-4 after going 1-13 the previous season, marking the biggest single-season turnaround in pro football history...One of just 20 players to play in all 10 seasons of the American Football League...Finished his playing career with 106 games played with 68 starts with Oakland, Buffalo and Kansas City...Totaled 838 completions on 1,715 pass attempts for 11,959 yards and 93 touchdowns...Was backup quarterback as the Chiefs won Super Bowl IV after the 1969 season...Helped Raiders to an unprecedented run of success as an assistant coach, as Oakland claimed five-straight AFC West titles (1972-76) and appeared in five-straight AFC Championship Games (1973-77)...Part of the Raiders' Super Bowl XI-winning team...Named head coach of the Raiders in 1979, succeeding John Madden...In nine seasons as head coach of the Raiders, compiled a tremendous 83-53 (.610) regular-season record...Also posted a remarkable 8-3 (.727) record in postseason contests, including wins in Super Bowl XV and XVIII...Postseason winning percentage is second in NFL history behind only Vince Lombardi...In 1980, led the Raiders to four postseason victories to become the first-ever Wild Card team to win the Super Bowl...Also became the first-ever Hispanic head coach to win a Super Bowl with the Raiders' 27-10 triumph over Philadelphia in Super Bowl XV...In 1983, coached the Raiders to a 14-2 regular-season record and a 38-9 win over Washington in Super Bowl XVIII...The 29-point margin of victory was the largest in Super Bowl history at the time...Became the first Hispanic president/general manager in NFL history when named to the post by Seattle in 1989...Returned to coaching with the Seahawks from 1992-94...Finished his coaching career with a 97-87 (.527) regular-season record...Coached 10 Pro Football Hall of Fame players during his career... Returned to the Raiders as a color commentator on radio broadcasts from 1997-2017.



2021 - CHARLES WOODSON

Raiders cornerback, 1998-2005; Raiders safety, 2013-15; NFL veteran, 1998-2015


Inducted into Pro Football Hall of Fame on Aug. 8, 2021...Played 18 years in the NFL, including 11 seasons over two stints with the Raiders...Played in 254 career games with 251 starts, totaling 65 career interceptions to tie for fifth all-time...Became first player in NFL history to record at least 60 career interceptions and at least 20 career sacks...Joined fellow Raiders Pro Football Hall of Famer Marcus Allen as the only two players in history to win the Heisman Trophy, AP Rookie of the Year, AP Player of the Year and a Super Bowl during their career...Tied the NFL all-time record with 13 career defensive touchdowns...His 11 interceptions returned for touchdowns ranks second in NFL history...Named to the Pro Bowl nine times and was a four-time All-Pro selection...Named to the NFL All-Decade Team for the 2000s...Originally selected by the Raiders with the fourth overall pick in the 1998 NFL Draft after winning the Heisman Trophy at Michigan in 1997...Remains the last defensive player to earn college football's top honor... Named AP Rookie of the

Year in 1998...Selected to the Pro Bowl in each of his first four NFL seasons...Led the Raiders to three straight AFC West titles from 2000-02 and an appearance in Super Bowl XXXVII...Signed by Green Bay as a free agent in 2006 and played seven seasons for the Packers...Named AP Defensive Player of the Year in 2009 after leading the NFL with nine interceptions and three interception returns for touchdowns...In 2010, started all 20 regular season and postseason contests in helping lead Green Bay to a win in Super Bowl XLV...Led the NFL in interceptions in both 2009 (nine) and 2011 (seven)...Re-joined the Raiders as a free agent in 2013 and started all 48 games over his final three seasons...Named to the Pro Bowl following his final season in 2015...Played in 17 career postseason games with 16 starts, totaling one interception, 15 passes defended, one sack, one forced fumble and one fumble recovery...One of two players in history to intercept a pass in 18 straight seasons...First player to record an interception return for a touchdown in six straight seasons (2006-11)...One of only three players to be selected All-Pro at cornerback, free safety and strong safety...Set Raiders franchise records for forced fumbles (18), passes defended (84) and set Packers franchise marks for interceptions returned for touchdowns (nine) and defensive touchdowns (10)...Earned AFC/NFC Defensive Player of the Month honors five times...Recipient of the 2015 Art Rooney Sportsmanship Award.

2022 - CLIFF BRANCH

Raiders wide receiver, 1972-85; NFL veteran, 1972-85

Inducted into Pro Football Hall of Fame on Aug. 6, 2022...Played 14 years in the NFL, all with the Raiders...Part of three Super Bowl championship teams with the Silver and Black...Finished his career with 501 receptions for 8,685 yards and 67 touchdowns...Averaged a remarkable 17.3 yards per reception...Played in 183 career games with 150 starts as the NFL's premier deep threat...Named to four consecutive Pro Bowls (1974-77) and was named All-Pro in three straight years (1974-76)...Excelled in the postseason, playing in 22 games with 18 starts and retiring as the NFL's all-time leader with 73 catches and 1,289 yards in the playoffs...Averaged 17.7 yards per catch in the postseason...In three Super Bowl games, totaled 14 catches for 181 yards and three touchdowns...Recorded two touchdown receptions in the win over Philadelphia in Super Bowl XV...Totaled six catches for 94 yards and one touchdown as the Raiders posted a 38-9 rout of Washington in Super Bowl XVIII...Earned a starting role in 1974 and produced first All-Pro season with a career-high 60 receptions for 1,092 yards and 13 touchdowns...In 1976, registered 46 catches for a career-high 1,111 yards and 12 touchdowns, averaging an NFL-best 24.2 yards per catch...Over a three-year period from 1974-76, totaled 157 receptions for 3,096 yards and 34 touchdowns, the highest consecutive three-year total for any receiver in the 1970s including eight Hall of Famers...Led the NFL in yards per game in both 1974 (78.0) and 1976 (79.4)...Also led the league in touchdown receptions in both 1974 (13) and 1976 (12)...Set the Raiders record and shares the NFL mark for longest pass reception, a 99-yard strike from quarterback Jim Plunkett against Washington on Oct. 2, 1983...In 88 games against AFC West foes, totaled 228 receptions for 3,984 yards and 27 touchdowns...Joined the Raiders as a fourth-round draft pick (98th overall) out of Colorado, where he also ran track...Set an NCAA championship meet record in the 100 meters with a time of 10.0 seconds in 1972.



2022 - RICHARD SEYMOUR

Raiders defensive tackle, 2009-12; NFL veteran, 2001-12




Inducted into Pro Football Hall of Fame on Aug. 6, 2022...Played 12 seasons in the NFL, including his final four years with the Raiders after playing eight seasons in New England...Joined the Raiders via trade just prior to the 2009 season...Played in 164 career games with 157 starts, totaling 57.5 sacks, 498 tackles (326 solo), eight fumble recoveries, four forced fumbles and 91 tackles for loss...Also recorded 39 passes defended, two interceptions and returned one fumble for a touchdown...A seven-time Pro Bowl selection, including five straight selections from 2002-06...Earned three-straight All-Pro selections from 2003-05...Named All-Pro at both defensive end and defensive tackle...Helped lead New England to three Super Bowl championships in four seasons from 2001-04...Played in four AFC Championship Games and four Super Bowls...Recorded a career-high eight sacks in both 2003 and 2008...Played in 53 games with 52 starts in four seasons with the Raiders...Named to two Pro Bowls with the Silver and Black, earning honors in 2010 and 2011...Totaled 18.5 sacks, 139 tackles (101) and 27 tackles for loss...Tabbed for second team All-Pro honors in 2011 after starting 15 games and posting six sacks...Named to the NFL's All-Decade Team for the 2000s...Selected by the Patriots in the first round (sixth overall) of the 2001 NFL Draft...Played four years at Georgia, playing in 41 career games and earning first team All-Southeastern Conference honors in both 1999 and 2000...Named All-American as a senior.

1959

August 14—First organizational meeting held under leadership of league founder Lamar Hunt. Aug. 15—AFL announced with six member clubs: Dallas, New York, Los Angeles, Houston, Denver, Minneapolis-St. Paul. August 22—American Football League chosen as official name. November 22-23—First draft meeting held, with first selections composed of: Boston—Gerhard Schwedes; Buffalo—Richie Lucas; Dallas—Don Meredith; Denver—Roger Le-Clerc; Houston—Billy Cannon; Los Angeles—Monty Stickles; Minneapolis—Dale Hackbart; New York—George Izo. The eight teams select a total of 264 players. November 23—Cooperative television plan adopted by AFL. November 30—Joe Foss named league commissioner. December 2—AFL completes first draft of collegiate players with an additional 161 draft choices.

1960

January 30—Oakland group awarded former Minneapolis-St. Paul franchise. February 8—Co-owner Y.C. "Chet" Soda named franchise's first general manager. February 9—Eddie Erdelatz appointed as first head coach of Raiders. March 3-5—"Allocation" draft formulated to stock Oakland club. March 20—"Name Your Football Team" contest kicks off. April 5—Franchise announces nickname "Senors." April 14—Team announces nickname change to "Raiders." May 16—Kezar Stadium announced as Raiders home stadium for 1960 season. June 9—AFL signs five-year contract with ABC for network televising of games. July 11—Raiders open first training camp at Santa Cruz High School. July 31—Raiders lose to Dallas Texans 20-13 in first-ever preseason game. September 11—Raiders open at home, losing to Houston, 37-22, in first league game. December 6—AFL establishes Player Benefit Fund. December 17—Raiders complete inaugural season with a 48-10 win over the Denver Broncos.



July 31, 1960, vs. Dallas Texans — First game in Raiders history

1961

Jan. 1—First AFL Championship game held, Houston defeats Los Angeles, 24-16, before 32,183. Jan. 17—E.W. McGah named president of Raiders as partnership reorganized. June 24—First call for auditions for the Raiderettes appears in the Oakland Tribune. Sept. 18 —Eddie Erdelatz fired, Marty Feldman promoted to head coach.

1962

Jan. 7—First AFL All-Star Game held, West defeats East, 47-27, before 20,973 at San Diego. June 27—Special draft of veteran players established to assist Oakland and Denver. Sept. 9 —Raiders make Frank Youell Field debut in Oakland, fall to New York Titans, 28-17. Oct. 16 —Marty Feldman fired, Rod Kronight named head coach.

1963

Jan. 19—Al Davis named head coach and general manager of Raiders. Feb. 8—Dallas Texans announce move of franchise to Kansas City, becoming the Chiefs. March 28—New York Titans sold to group headed by David (Sonny) Werbliin; club becomes the Jets. May 11—AFL allows Oakland and New York to select players from other franchises to provide more competitive balance. Dec. 22—Raiders down Houston, 52-49, to finish one game out of playoffs with 10-4-0 record, first winning season in club history. Dec. 28 —Halfback Clem Daniels named MVP by The Sporting News after leading the league in rushing with a then-record 1,099 yards.

1964

Jan. 17—AFL owners vote to recognize AFL Players' Association, formed just three days earlier. Jan. 29—AFL and NBC sign five-year, \$36-million television contract to begin with 1965 season. June 1—AFL announces establishment of pension and hospitalization plans. Nov. 28 —1965 AFL Draft held, Raiders select Memphis State tackle Harry Schuh in the first round and Florida State WR Fred Biletnikoff in the second.

1965

Feb. 1—Construction starts on 54,000-seat Oakland Coliseum; completion date set for Aug. 25, 1966. Aug. 16—AFL awards expansion franchise for 1966 to Miami. Nov. 27 —1966 AFL Draft held, Raiders select Kentucky defensive back Rodger Bird in the first round.

1966

April 8—Al Davis, general manager and head coach of Raiders, named second Commissioner of American Football League, succeeding Joe Foss. John Rauch hired as Raiders head coach. June 8—American Football League and National Football League agree to an alliance that includes common draft and championship game. July 25—Al Davis resigns as league commissioner. Milt Woodard appointed president of the American Football League. Davis rejoins Raiders as managing general partner. Sept. 18—Raiders open 54,000-seat Oakland-Alameda County Coliseum, against Kansas City Chiefs.

1967

Jan. 15—First World Championship Game played, at Los Angeles. NFL champion Green Bay Packers pull away from AFL champion Kansas City in second half to win, 35-10. Jan. 21—AFL All-Star Game held in Oakland. East posts first series win, 30-23. March 14-15—First AFL-NFL common draft held, Raiders select Texas A&I guard Gene Upshaw in the first round. May 24—Cincinnati awarded AFL expansion franchise. August-September—First preseason games between AFL and NFL held, including Sept. 3 meeting between Raiders and San Francisco 49ers. Dec. 24—Raiders finish season with 13-1 mark, best record in AFL history. Dec. 31—Raiders rout Houston, 40-7, to win AFL Championship. QB Daryle Lamonica named AFL MVP.

1968

Jan. 14—In Super Bowl II, Green Bay pulls away from AFL champion Raiders to win, 33-14. Jan. 30-31—Second AFL-NFL common Draft held, Raiders select Tennessee State QB Eldridge Dickey in the first round and Alabama quarterback Ken Stabler in the second. Nov. 17—"Heidi" becomes part of sports vocabulary when final minutes of Raiders' 43-32 comeback win over New York are cut off to permit television special to begin on time. Viewers unaware that Raiders score two late touchdowns to win, then voice headline-grabbing displeasure at NBC. Dec. 22—Raiders wallop visiting Kansas City, 41-6, to capture Western Division Playoff. Dec. 29—Raiders fall to New York Jets, 27-23, in AFL Championship at Shea Stadium before 62,627.

1969

Jan. 28-29—1969 AFL Draft held, Raiders take Syracuse defensive end Art Thoms in the first round. Feb. 4—John Madden appointed Raiders head coach to replace John Rauch, who left to go with Buffalo Bills. May 10—Pro football realignment finds Cleveland Browns, Baltimore Colts and Pittsburgh Steelers moving to new American Football Conference as part of 1970 merger. Colts join Boston, Buffalo, Miami and New York in one division. Browns and Steelers join Houston and Cincinnati in another, and Kansas City, Denver, San Diego and Oakland remain in third division. June 1—Veteran AFL player personnel director and administrator Al LoCasale named executive assistant for Raiders. June 26—ABC acquires right-to televise NFL regular-season Monday night games. Oct. 19—Raiders quarterback Daryle Lamonica sets pro record with six touchdown passes in first half to direct 50-21 win over Buffalo. Oct. 26—Raiders defeat San Diego, 24-12, to equal AFL record of unbeaten games at 15. Dec. 13—Raiders beat Kansas City, 10-6, in regular-season finale and win record-tying third straight AFL Western Division title. Dec. 21—Raiders win playoff, set club scoring mark in 56-7 win over Houston. QB Daryle Lamonica named AFL MVP (UPI, The Sporting News) for the second time in three years.

1970

Jan. 4—Raiders bow to Kansas City, 17-7, in AFL Championship before record Coliseum crowd of 54,544. March 16-21—Pro football owners meet in Honolulu. Uniform rules adopted, including discarding of AFL's two-point conversion option in favor of the one-point kick, acceptance of the NFL game ball and use of players' names on the back of team jerseys. Dec. 12—Raiders become first AFC club ever to capture four consecutive Western Division crowns with a 20-6 triumph over Kansas City Chiefs. Dec. 27—Raiders win third straight playoff by defeating AFC Eastern Conference runner-up Miami Dolphins, 21-14, at Coliseum.

1971

Jan. 3—Baltimore Colts defeat Raiders, 27-17, in AFC title game at Baltimore's Memorial Stadium. Sept. 26—Raiders commence nine-week unbeaten string by blanking Chargers, 34-0, in San Diego. Dec. 12—Field goal with 1:34 left provides Chiefs 16-14 victory over visiting Raiders to end Oakland string of four division titles.

1972


March 20-24—Owners move hash marks to 23 yards, 21 inches from sideline, narrowing field-goal angles. Dec. 3—Raiders return to glory by capturing fifth AFC West title in six seasons with 21-19 victory over Chargers in San Diego. Dec. 17—Raiders boast winningest record of 1963-72 10-year period (94-36-10) with 10-3-1 finish. Dec. 23—Controversial pass deflection on fourth down in final 22 seconds provides Pittsburgh with 13-7 playoff decision over Raiders, who had taken 7-6 lead with 1:13 left to play.

1973

Sept. 23—Largest Bay Area crowd to attend a pro game (74,121) fills California Memorial Stadium as Raiders stun Super Bowl champion Miami, 12-7, on four George Blanda field goals. Dolphins win streak stopped at 18. Dec. 16—Raiders down Denver Broncos, 21-17, to capture third consecutive AFC West title and sixth in seven seasons. Dec. 22—Oakland returns to AFC Championship with 33-14 playoff triumph against Pittsburgh. Dec. 30—Miami wins third consecutive AFC title, topping Raiders, 27-10.

1974

April 25—Rule changes, culminating three years of study, are announced at NFL owners meeting in New York. Preseason and regular-season games tied after regulation time will be allotted a single 15-minute or sudden-death overtime. Goal posts moved to end line, kickoffs moved to 35-yard line, missed field goals are returned to line of scrimmage or 20-yard line, whichever is farther from goal line; and members of team kicking from scrimmage (punt or field goal) cannot cross line of scrimmage until ball is kicked. Offensive-holding penalty, illegal use of hands, and tripping infractions occurring in area of line of scrimmage and 3 yards beyond are reduced from 15 to 10 yards. Wide receivers blocking back toward the ball 3 yards from line of scrimmage cannot block below the waist. Sept. 22—Raiders begin nine-game winning streak with 27-7 victory over rival Kansas City. Nov. 18—Oakland captures seventh AFC West title after only 10 regular-season games as Kansas City topples Denver in Monday night clash, following Raiders' 17-10 Sunday victory over San Diego. Dec. 14—Raiders complete 1974 campaign with 27-23 victory over Dallas, register best record in NFL (12-2). Dec. 21—Miami's fourth consecutive Super Bowl bid is ended as Raiders defeat world champions, 28-26, at Coliseum in AFC playoffs. Dec. 29—Pittsburgh defeats Oakland, 24-13, and advances to Super Bowl.



Dec. 21, 1974, vs. Miami Dolphins — the "Sea of Hands" game

1975

Feb. 7—Long Island Athletic Club selects Al Davis as NFL Executive of the Year. March 17—Pro football owners meet in Honolulu. Rule changes include: Penalties for having illegal player downfield and offensive-pass interference are reduced from 15 to 10 yards. Sept. 3—Jim Otto, last original Raider, retires after 15 years as Raiders starting center. Sept. 22—Raiders snap Miami's 31-game Orange Bowl winning streak with 31-21 Monday night victory. Nov. 3—Raiders become pro football's all-time winningest team since 1960 with victory over New Orleans to up team's all-time record to 129-77-11 (.626). Nov. 23—Raiders go into overtime for first time in history, defeating Washington Redskins, 26-23, at 7:13 of extra period. Nov. 30—Raiders clinch eighth AFC West title in past nine seasons with 37-34 overtime victory over Atlanta. Dec. 21—George Blanda's second of four extra-point kicks against Kansas City makes the 26-year veteran first player in pro football history to score 2,000 points. Dec. 28—Raiders advance to AFC title game with 31-28 win over Cincinnati at home.

1976

Jan. 4—Raiders bow 16-10 at Pittsburgh in AFC Championship. March 15—Pro football owners meet in Coronado, Calif. Rule changes adopted include: Official coin toss moved to three minutes before kickoff, and two 30-second time clocks will be placed in each end zone so fans can see how long offense has to put ball in play. March 30—Tampa Bay Buccaneers and Seattle Seahawks complete their selection of veteran players in NFL expansion draft. Raiders lose Bob Moore, Harold Hart and Louis Carter.

1977

Jan. 9—Raiders defeat Minnesota Vikings, 32-14, in Super Bowl XI at Rose Bowl in Pasadena before record crowd of 103,424, plus a world-wide television audience of over 130 million. Jan. 10—Over 20,000 fans turn out at the Coliseum to greet world champions on their return to Oakland. Jan. 29—Raiders Head Coach John Madden named the Washington Touchdown Club's Coach of the Year. March 5—Al Davis, Raiders managing general partner, named NFL Executive of the Year. March 29—At NFL meetings in Phoenix, owners adopt schedule beginning in 1978 with four preseason contests and 16 regular-season games; Seattle assigned to AFC West. June 8—Raiders players and staff receive world championship rings. Oct. 9—Raiders down Cleveland, 26-10, to win 17th consecutive game, a streak topped only seven times in NFL history. Dec. 11—Raiders clinch 10th playoff appearance in 11 years with 35-13 win over Minnesota in Coliseum. Dec. 18—Raiders beat Kansas City, 21-20, to become first NFL team to win 150 league games since 1960. Dec. 24—Raiders defeat Colts at Baltimore, 37-31, in second overtime period to win AFC playoff and advance to conference championship. At 75 minutes and 43 seconds, game is longest in Raiders history.

1978

Jan. 1—Raiders lose, 20-17, at Denver in AFC Championship. March 13—NFL owners meet in Palm Springs. Rule changes include: Liberalized pass-protection blocking, elimination of defenders bumping eligible pass receivers more than 5 yards downfield, and addition of seventh game official. June 7—NFL owners vote to increase active rosters to 45 players. Oct. 1—Raiders record in overtime games goes to 4-0 with 25-19 fifth-quarter win over Bears in Chicago. Nov. 5—John Madden becomes 13th coach in NFL history with 100 victories as Oakland wins in Kansas City, 20-10. Dec. 17—Raiders beat Minnesota Vikings in Coliseum, 27-20, to wrap up 14th consecutive winning season.

1979

Jan. 4—John Madden retires from football coaching after 12 years with Raiders (two as linebackers coach and 10 as head coach). Feb. 8—Tom Flores named as head coach of Raiders by managing general partner Al Davis. March 12—NFL owners meet in Honolulu. Rule changes include eliminating blocking below the waist on punt and kickoff returns, and officials instructed to blow the play dead as soon as the quarterback is in the grasp of any tackler. Active roster for 1979 will be 45 players. May 11—RB Pete Banaszak retires after 13 seasons with Raiders. July 1—CB Willie Brown retires after 12 seasons with Raiders and 16 seasons in the league. July 9—Raiders close season-ticket sales at an all-time high of 51,825. July 28—Raiders play in Pro Football Hall of Fame Game for first time, defeating Dallas, 20-13. Sept. 2—New Head Coach Tom Flores gets first league win as Raiders down Rams, 24-17, at L.A. Coliseum. Oct. 14—Raiders score 50 points for fifth time in team history, defeating Atlanta, 50-19. Dec. 3—Raiders run Monday night record to 13-1-1 with great comeback win against Saints in New Orleans, 42-35. Dec. 9—Win over Cleveland, 19-14, earns Raiders 15th straight winning season, tying all-time NFL record set 35 years earlier by Chicago Bears. Dec. 16—Raiders complete 1979 season having scored in 198 consecutive games.

1980


April 29—Raiders select BYU quarterback Marc Wilson, nation's leading passer, in first round of college player draft. Aug. 2—Original Raider Jim Otto, starting center for 210 consecutive league games from 1960 through 1974, inducted into Pro Football Hall of Fame in Canton, Ohio. Sept. 7—Raiders open 21st season with 27-14 win over Chiefs in Kansas City. Dec. 1—Raiders become first team in NFL history to earn 16 consecutive winning seasons. The 9-3 win over Denver runs Monday Night Football record to 16-1-1, best in NFL. Dec. 21—With 33-17 victory over N.Y. Giants, Raiders conclude league season with 11-5 record, tied for first place in AFC West, and enter the playoffs for 11th time since 1967. Raiders now have scored in 214 consecutive league games. Dec. 28—Raiders defeat Houston, 27-7, in AFC Wild Card playoff.



Jan. 25, 1981, vs. Philadelphia Eagles – Super Bowl XV

1981

Jan. 4—Mike Davis intercepts Brian Sipe on "Red Right 88" to defeat Cleveland, 14-12, in AFC playoff, in sub-zero weather. Jan. 11—Raiders win AFC Championship against Chargers in San Diego, 34-27. Jan. 25—Raiders win second world championship in five years by downing Philadelphia Eagles, 27-10, in Super Bowl XV at the Superdome in New Orleans before a crowd of 75,500, plus a world-wide television audience of over 125 million. March 15—NFL owners meet in Hawaii. Rule changes include prohibition against use of adhesive or slippery substances on the body, equipment or uniform of any player. April 28—With two first-round draft choices for first time in club history, Raiders select Texas Tech defensive back Ted Watts and University of Washington offensive tackle Curt Marsh. Aug. 1—Raider QB/K George Blanda, leading scorer in both NFL and Raiders history, inducted into Pro Football Hall of Fame in Canton, Ohio. Aug. 2—Raiders players and staff receive world championship rings in ceremony at Kaiser Center. Sept. 20—Raiders score in 217th consecutive game, downing Seattle, 20-10. Dec. 7—Raiders down Pittsburgh, 30-27, to run Monday Night Football record to 18-1-1.




Aug. 29, 1982 vs. Green Bay Packers - First home game in LA

1982

April 27—Raiders select USC RB Marcus Allen, 1981 Heisman Trophy winner, in first round of draft. May 7—U.S. Federal District Court Jury unanimously finds for Raiders and against NFL on both the antitrust count and bad faith charges, setting up court order to prevent Raiders from being illegally stopped from moving to Los Angeles. Aug. 29—Los Angeles Raiders play first home preseason game in L.A. Coliseum, downing Green Bay Packers, 24-3. Sept. 12—Raiders open 23rd season with 23-17 win over defending Super Bowl champion 49ers in San Francisco. Nov. 22—After 57-day strike by NFL players, season resumes and Los Angeles Raiders finally play first home league game, overcoming 24-point deficit to defeat San Diego Chargers, 28-24. Dec. 12—Raiders down Chiefs in final seconds in Kansas City, 21-16, to clinch 17th winning season in last 18 years and earn 200th league win in club's history. Dec. 18—Raiders record first million-dollar home league game gate in NFL history while downing Rams, 37-31.

1983

Jan. 2—In game added to original schedule as part of strike settlement, Raiders beat Chargers in San Diego, 41-34, to finish shortened 1982 season with league-best 8-1-0 record. Raiders win 10th division championship since 1967 and enter playoffs for 12th time. Jan. 8—Raiders triumph, 27-10, over Cleveland Browns in L.A. Coliseum in first round of playoffs and record 16th postseason win since 1967. Jan. 15—Record playoff gate established as 90,688 tickets issued for Raiders L.A. Coliseum playoff game against Jets, won by New York, 17-14; sales include only 651 no-shows as home crowd of 90,037 is top non-Super Bowl attendance in recent years of NFL play. April 13—Federal District Court jury awards Los Angeles Raiders almost \$35 million in compensatory damages from NFL for anti-trust and bad-faith violations. Los Angeles Memorial Coliseum awarded nearly \$15 million in damages in same decision. May 5—Raiders hold first workouts at new Los Angeles-area facility in El Segundo during offseason rookie camp. July 15—Raiders open 1983 training camp at El Rancho Motel complex in Santa Rosa. July 22—California State Superior Court upholds Raiders' move to Los Angeles by ruling against City of Oakland and for the Raiders in Eminent Domain case heard in Monterey County. Court rules City does not have right to acquire Raiders through condemnation. Aug. 6—Raiders begin 24th season of play in preseason opener against San Francisco in L.A. Coliseum. Sept. 4—Raiders open 24th season with 20-10 victory over Bengals in Cincinnati. Sept. 17—E.W. McGah, courageous Raiders general partner and only remaining original partner, who added stability and credibility to the franchise for three decades, dies at age 84. Sept. 19—With 27-14 win over Miami in L.A. Coliseum, Raiders raise Monday Night Football record to an incredible 20-2-1. Nov. 13—Raiders down Bills in final seconds in Buffalo, 27-24, to clinch 18th winning season in 19 years.



Jan. 22, 1984, vs. Washington Redskins – Super Bowl XVIII

1984

Jan. 1—Raiders triumph, 38-10, over Pittsburgh Steelers in AFC playoff game before AFC postseason-record crowd (92,434 tickets issued). Jan. 8—Raiders down Seattle Seahawks, 30-14, before largest championship-game crowd in AFC history (92,335 tickets issued) to win 11th conference championship. Jan. 22—Raiders win world championship for third time in eight years by defeating Washington Redskins, 38-9, in Super Bowl XVIII at Tampa Stadium before crowd of 72,290 and world-wide radio and television audience of over 125 million. Jan. 24—World champion Raiders presented with key to City of Los Angeles in ceremony on steps of City Hall before record crowd for sports celebration. Feb. 28—Federal Court of Appeals upholds unanimous jury verdict for Raiders reached earlier in Federal District Court on both the anti-trust count and the bad-faith charges. May 26—Raiders players and staff receive world-championship rings in ceremony at Beverly Hilton Hotel. July 16—California State Superior Court again upholds Raiders move to Los Angeles by ruling against City of Oakland and for the Raiders in Eminent Domain case. July 28—Former cornerback Willie Brown becomes third Raider player inducted into Pro Football Hall of Fame in Canton, Ohio. Sept. 2—Raiders open 25th anniversary season with 24-14 win over Oilers in Houston. Sept. 16—Raiders down Chiefs in Kansas City, 22-20, to earn Tom Flores his 50th league win since becoming head coach in 1979. Oct. 28—92,469 tickets issued for game against Denver in L.A. Coliseum sets all-time Raider record. Nov. 5—United States Supreme Court upholds Raider victory in antitrust case against the NFL by refusing to alter previous favorable decisions for the Raiders made by United States Federal Court of Appeals panel and United States Federal District Court jury. Nov. 25—Raiders down Indianapolis Colts, 21-7, in L.A. Coliseum to clinch 19th winning season in last 20 years. Dec. 9—Raiders assured of postseason playoff berth for 14th time in last 18 years. Dec. 10—With 24-3 win over Detroit in Pontiac Silverdome, Raiders raise Monday Night Football record to an unparalleled 22-3-1. Dec. 22—Raiders lose, 13-7, at Seattle in AFC Wild Card game.

1985

Jan. 27—Eight Raiders play with victorious AFC all-stars, who down NFC, 22-14, in Pro Bowl in Honolulu. April 9—Raiders enter into agreement to hold preseason training camps in Oxnard. July 18—Raiders open first Southern California preseason training camp in Oxnard. Aug. 3—Raiders host first Family Day in Southern California before club record 12,000 fans at Oxnard High. Sept. 3—Largest crowd in Los Angeles Chamber of Commerce sports banquet history turns out to honor Raiders prior to opening of season. Sept. 8—Raiders open 26th season, at home with 31-0 shutout of N.Y. Jets. Sept. 22—92,487 tickets issued for home game against San Francisco, setting NFL league game gate record. Nov. 15—California State Court of Appeals rules in favor of Raiders in Eminent Domain case initiated by City of Oakland. Court determines that Oakland's "proposed exercise of eminent domain power would violate the commerce clause of the U.S. Constitution." Dec. 1—Raiders defeat Falcons, 34-24, in Atlanta to clinch 20th winning season in 21 years. Dec. 15—Raiders earn playoff berth for 15th time in 19 years and fourth time in their four seasons in Los Angeles, by downing Seattle, 13-3, in L.A. Coliseum. Win assures Raiders of 13th AFC West championship. Dec. 23—With 16-6 win over Rams in Anaheim, Raiders raise league's best Monday night record to 24-3-1. Victory gives Tom Flores his 70th win in seven years as Raiders head coach.

1986

Jan. 5—Raiders lose to New England, 27-20, in AFC playoff. Feb. 27—California State Supreme Court again upholds Raiders' move to Los Angeles by refusing to alter previous favorable decision in State Court of Appeals for the Raiders and against City of Oakland in Eminent Domain case. June 11—George Anderson, Raiders head trainer since 1960, inducted into National Athletic Trainers' Association Hall of Fame. June 30—U.S. Supreme Court upholds Raiders move to Los Angeles by refusing to alter prior series of favorable decisions in California state courts for Raiders and against City of Oakland in Eminent Domain case. Oct. 12—Raiders defeat Seattle, 14-10, to record 200th league victory against an AFC team. Nov. 2—Raiders set club single-game record with 92,496 tickets issued for home game against Denver. Nov. 16—Raiders down Cleveland, 27-14, to win 50th league game since relocation to Los Angeles in 1982.

1987

Jan. 24—Former offensive guard Gene Upshaw becomes fourth Raider voted into Pro Football Hall of Fame. July 22—Raiders open new training camp headquarters at Radisson Hotel in Oxnard. Aug. 8—Upshaw inducted into Pro Football Hall of Fame in ceremony at Canton, Ohio, with presentation speech made by Al Davis. Sept. 13—Raiders open 28th league season with 20-0 shutout victory against Packers in Green Bay. Nov. 30—Raiders become first NFL team to win 250 league games since 1960 by defeating Seattle, 37-14. Win raises Raiders' Monday Night Football record to league-best 25-5-1. Dec. 27—Ticket count of 86,011 for Raiders home game against Chicago is tops in NFL for 1987.

1988

Jan. 20—Tom Flores retires as Raiders head football coach after nine years, 91 wins and two world championships. Jan. 30—Former wide receiver Fred Biletnikoff becomes fifth Raider voted into Pro Football Hall of Fame. Feb. 29—Mike Shanahan named as head coach of Raiders. April 24—Raiders have three first-round draft choices for first time in club history, select Notre Dame WR Tim Brown, Tennessee CB Terry McDaniel and Illinois DE Scott Davis. July 30—Biletnikoff inducted into Pro Football Hall of Fame in ceremony at Canton, Ohio with presentation speech made by Al Davis. Sept. 26—Raiders defeat Broncos in overtime, 30-27, in Denver to run Monday Night Football record to 26-5-1. Nov. 16—Raiders agree to settlement offer for damages from City of Oakland to complete victory in Eminent Domain case that began in 1980. Dec. 18—Final-game loss to Seahawks in L.A. Coliseum prevents Raiders from winning AFC West title and being in playoffs.

1989

Jan. 21—Former 15-year offensive tackle Art Shell becomes sixth Raider voted into Pro Football Hall of Fame. March 4—Raiders agree to settlement offer for damages from National Football League to complete Federal Anti-Trust case won by Raiders over league to relocate. April 23—Raiders use second-round choice obtained in draft-day trade with Dallas Cowboys to select Penn State G Steve Wisniewski as top pick in 1989 draft. Aug. 5—Shell inducted into Pro Football Hall of Fame in ceremony in Canton, Ohio, with presentation speech made by Al Davis. Oct. 3—Shell named as head coach of Raiders, replacing Mike Shanahan, released the previous day. Oct. 9—Shell records first win as head coach with 14-7 victory over N.Y. Jets in Giants Stadium, to run Monday Night Football record to 27-6-1. Dec. 3—Raiders defeat Denver Broncos, 16-13, in overtime before 90,016, largest ticket count in NFL in 1989.

1990

Jan. 27—Ted Hendricks, who wore the Silver and Black from 1975-83, becomes seventh Raider voted into Pro Football Hall of Fame. Aug. 4—Hendricks inducted into Pro Football Hall of Fame in ceremony in Canton, Ohio, with presentation speech made by Al Davis. Aug. 5—Raiders play New Orleans Saints in historic Wembley Stadium in London, first Raiders game ever in another country. Sept. 9—Raiders open 31st season and ninth in Los Angeles with 14-9 win over Denver Broncos in L.A. Coliseum. Dec. 10—Win over Detroit, 38-31, in Pontiac Silverdome earns Raiders their 275th league game victory, most by any NFL team since 1960. Dec. 30—Win over San Diego Chargers, 17-12, in L.A. Coliseum earns Raiders their 14th AFC West title and 16th season in playoffs.

1991

Jan. 13—Raiders defeat Cincinnati Bengals, 20-10, to record 20th postseason victory. Coliseum ticket count of 92,488 is largest in NFL for the 1990 season. May 24—Raider Owner Al Davis presented first NFL Players Association Award of Excellence "for his contributions to the men who played the game." Aug. 4—Raiders pay first visit to Japan to play preseason game against Miami Dolphins. Sept. 29—Raiders defeat San Francisco, 12-6, before 92,488 at Los Angeles Memorial Coliseum, the top NFL ticket count in 1991.

1992

Jan. 25—Al Davis voted into Pro Football Hall of Fame. Feb. 2—Eight Raider players, as many as any other NFL team, play in Pro Bowl in Honolulu. April 26—Raiders select Clemson defensive lineman Chester McGlockton in first round of draft. Aug. 1—Al Davis inducted into Pro Football Hall of Fame in ceremony in Canton, Ohio, with presentation speech made by former Raiders head coach and TV analyst John Madden. Aug. 8—Los Angeles Raiders begin second decade of play since relocating from Oakland, with preseason game against the 49ers in San Francisco.

1993


Feb. 7—Raider CB Terry McDaniel, who along with defensive lineman Howie Long represented the Raiders, scoops up fumble and returns it 27 yards for touchdown to lead AFC over NFC in Pro Bowl in Honolulu. Feb. 17—Renovation begins on L.A. Coliseum to provide more "intimate" facility for Raiders and their fans. Stadium capacity will be reduced from NFL-high 92,488 to 67,800. Sept. 5—Raiders play first game in renovated Coliseum, beating Minnesota Vikings, 24-7, in 1993 NFL league season opener.

1994


Jan. 2—In front of sellout crowd of 67,800 at the L.A. Coliseum, Raiders overcome 17-point fourth-quarter deficit to beat Denver, 33-30, in overtime to qualify for playoffs for 18th time. Jan. 9—The Raiders, in front of another sellout at the L.A. Coliseum, beat Denver for the third time during the 1993 season, in the AFC Wild Card playoff, 42-24. Jan. 15—The Raiders, playing in sub-zero temperatures in Buffalo, narrowly lose to the Bills, 29-23, falling one win short of the AFC Championship game. July 31—The Silver and Black travel overseas for their third American Bowl in five years to play in Barcelona, Spain, against Denver. The game is played in Montjuic Stadium, site of the opening and closing ceremonies of the 1992 Summer Olympics.

1995

Feb. 2—Mike White becomes 10th head coach in 35-year history of the Raiders, replacing Art Shell. April 22—The Raiders select University of Washington running back Napoleon Kaufman in the first round of the 1995 draft. June 23—Letter of intent is signed between the Raiders and the Oakland Coliseum. Aug. 7—Agreement is signed during ceremony held in locker room at Oakland-Alameda County Coliseum. Coliseum representatives declare a sold-out stadium for 1995 and board president George Vukasin states that the Raiders will enjoy "sellouts" for decades to come. Aug. 12—Raiders play first home preseason game after relocating to Oakland, against St. Louis Rams at Oakland-Alameda County Coliseum. Sept. 3—Raiders kick off their 23rd league season in Oakland with a 1995 home opener against defending AFC champion San Diego Chargers.



Nov. 30, 1987 at Seattle Seahawks — Raiders become first NFL team to win 250 league games since 1960



Sept. 3, 1995, vs. San Diego Chargers — First game back in Oakland

1996

March 27—Raiders announce plans to hold summer training camp in Napa, Calif., with team being housed at the Napa Marriott and practices held on the grounds of the adjacent Redwood Middle School. June 17—Raiders move into Alameda facility, just one mile from team's old training facility on Doolittle Drive. "This is the final step in a tremendous process of relocating the organization," states Al Davis. "This state-of-the-art facility will provide the Raiders organization a positive, winning environment. When completed, this facility will be the finest in all of professional sports and will provide a solid base for years to come, as the true greatness of the Raiders is in its future." July 12—Raiders open training camp in Napa. July 27—Raiders open 1996 preseason vs. Cowboys in Dallas. Sept. 1—Raiders open their 37th league season with inaugural league contest in Baltimore vs. Ravens. Sept. 15—Raiders open 1996 home league schedule against Jacksonville in newly renovated Oakland-Alameda County Coliseum.

1997

Jan. 25—Former defensive back Mike Haynes becomes ninth Raider voted into Pro Football Hall of Fame. Jan. 30—Raiders name Joe Bugel, whose coaching career has spanned four decades, as head coach. Bugel, 56, becomes 11th head coach in organization's 37 years of professional football competition. May 8—The Silver and Black and Susquehanna Radio Corp. announced that Raider games will be carried on "The Ticket," 1050 AM, the Bay Area's newest all-sports radio station. July 26—Haynes inducted into Pro Football Hall of Fame in ceremony in Canton, Ohio. Aug. 31—Silver and Black open 38th league season and 25th year as Raiders with inaugural league contest vs. Tennessee Oilers in Memphis. Dec. 21—Tim Brown passes Pro Football Hall of Famer Fred Biletnikoff for top spot on the Raiders' all-time receiving list after catching 20-yard pass from Jeff George in first quarter of Raiders-Jacksonville contest. Biletnikoff, the Raiders' receivers coach, had 589 career catches. Brown also sets a Raiders record for receptions in a single game against Jacksonville with 14, breaking his own record of 12.

1998

Jan. 22—Jon Gruden named as head coach of Raiders. Gruden, 34, becomes the youngest head coach in the NFL and third-youngest in the history of the Silver and Black. Raiders Owner Al Davis was 33 when he was named head coach and general manager in 1963 while John Madden was 32 when he was promoted to head coach in 1969. April 19—Raiders select Michigan defensive back Charles Woodson with fourth overall pick in 1998 draft. Woodson is first primarily defensive player to ever win the Heisman.

1999

Aug. 7—Former Raiders running back Eric Dickerson is inducted into Pro Football Hall of Fame in ceremony in Canton, Ohio. Sept. 12—Raiders open 40th regular season in Green Bay vs. Packers.

2000

Feb. 6—Three Raiders players, QB Rich Gannon, DT Darrell Russell and CB Charles Woodson, play in Pro Bowl in Honolulu. Another Raider, Tim Brown, is voted to his eighth Pro Bowl (which ties a Raiders record) but does not play. April 15—Raiders select Florida State K Sebastian Janikowski in first round of the NFL Draft. July 29—Former Raider greats Howie Long and Ronnie Lott inducted into Pro Football Hall of Fame in Canton, Ohio, ceremony.

2001

Jan. 6—Raiders, following a bye, defeat Miami Dolphins 27-0 in Divisional Playoff game at Coliseum. Jan. 14—Raiders host AFC Championship vs. Baltimore Ravens. Feb. 4—Four Raider players, QB Rich Gannon, CB Charles Woodson, and offensive linemen Lincoln Kennedy and Steve Wisniewski, play for victorious AFC in Pro Bowl at Honolulu, coached by Jon Gruden and his Raiders assistants. Gannon is also named the game's MVP. Aug. 27—Raiders face Cowboys in Monday Night American Bowl preseason contest in Mexico City.

2002

Jan. 12—Raiders, AFC West Champs for second straight year, defeat N.Y. Jets, 38-24, in Wild Card playoff game at Coliseum. Jan. 19—Raiders lose controversial Divisional playoff in snow at New England, 16-13, in overtime. Feb. 9—Five Raiders players, WR Tim Brown, QB Rich Gannon, CB Charles Woodson, OT Lincoln Kennedy and P Shane Lechler, play for victorious AFC in Pro Bowl in Honolulu. Gannon is named the game's MVP for the second straight year. March 12—Offensive Coordinator Bill Callahan is named as the 13th head coach in Raiders history. Aug. 3—Raiders legend Dave Casper is inducted into Pro Football Hall of Fame in ceremony at Canton, Ohio. Sept. 15—Rich Gannon sets an NFL record for most completions in non-overtime game with 43 during 30-17 win at Pittsburgh. Sept. 29—With 151 yards during 52-25 win over Tennessee, Jerry Rice becomes the NFL's all-time leader in yards from scrimmage. In same game, Rod Woodson returns interception 82 yards for score to become NFL leader for most career interception return yards. Nov. 11—Rich Gannon sets NFL record for consecutive completions with 21 during 34-10 win at Denver. Nov. 17—Tim Brown breaks Gene Upshaw's Raiders record for most games played in Silver and Black (217). Nov. 24—Raiders reach 400-win mark in regular and postseason contests with 41-20 win over Arizona. Dec. 2—Tim Brown joins Raiders teammate Jerry Rice and Cris Carter as only the third player in NFL history to catch 1,000 passes, during 26-20 win over N.Y. Jets. Dec. 22—Raiders clinch third straight AFC West title with 28-16 win over Denver. After connecting on 18 passes in that game, soon-to-be league MVP Rich Gannon sets NFL single-season completions record (404).

2003

Jan. 19—Raiders record 25th postseason victory (most of any AFC team) in 41-24 win over Tennessee for AFC championship before second-largest crowd (62,544) in Oakland postseason history. Jan. 26—Raiders become only team in pro football history to play in Super Bowls in four different decades with appearance in Super Bowl XXXVII in San Diego. Feb. 2—Four Raiders, QB Rich Gannon, OT Lincoln Kennedy, WR Jerry Rice and S Rod Woodson, play in Pro Bowl in Honolulu. April 19—Raiders select defensive back Nnamdi Asomugha and defensive lineman Tyler Brayton in the first round of the 2003 NFL Draft.

2004

Jan. 26—The Raiders name Norv Turner head coach. Jan. 31—Bob Brown selected for induction into Pro Football Hall of Fame. May 7—The Raiders accept an offer to have 2004 games broadcast on KSFO 560 AM, the Bay Area's Talk Leader. KSFO, the popular Bay Area talk radio station, will serve as the anchor for the multi-state, multi-station Raiders Radio Network. Raider broadcasts will include extensive pre- and postgame shows as well as Raider-specific programming during the week. Aug. 7—Bob Brown becomes 15th Raider to be inducted into Pro Football Hall of Fame.

2005

Sept. 8—Raiders begin 46th season with regular-season opener vs. Patriots in New England in Thursday night NFL inaugural contest for 2005.

2006

Feb. 10—Pro Football Hall of Famer Art Shell returns for his second stint as Raiders head coach. Feb. 12—Defensive end Derrick Burgess, among the top free agent acquisitions in the NFL, represents the Raiders in the Pro Bowl, after leading NFL in sacks with a team-record 16. April 29—Raiders select Texas defensive back Michael Huff in first round of the 2006 NFL Draft. Aug. 5—John Madden, former Raiders head coach and leading pro football television analyst, inducted into Pro Football Hall of Fame with presentation speech made by Al Davis. Aug. 6—Raiders open preseason play in Hall of Fame Game vs. Philadelphia in Canton, Ohio.

2007

Jan. 23—Lane Kiffin introduced as new Raiders head coach. Dec. 2—Raiders record 400th all-time regular season victory with 34-20 win over Denver Broncos at Coliseum.

2008

April 26—Raiders select Arkansas running back Darren McFadden in first round of 2008 NFL Draft. Sept. 30—Tom Cable introduced as Raiders interim head coach. Oct. 19—Sebastian Janikowski sets franchise and NFL overtime record by kicking 57-yard field goal to beat the New York Jets, 16-13. Nov. 9—Janikowski becomes Raiders all-time scoring leader, surpassing Pro Football Hall of Famer George Blanda's franchise mark of 863 career points.

2009


Feb. 4—Raiders name Tom Cable head coach. April 26—Raiders select Maryland wide receiver Darrius Heyward-Bey in first round of 2009 NFL Draft. Aug. 8—Former Raiders S Rod Woodson inducted into Pro Football Hall of Fame. Sept. 14—Raiders begin 50th season of pro football competition with regular-season opener on Monday night vs. San Diego Chargers at Oakland-Alameda County Coliseum. Dec. 27—Sebastian Janikowski sets a Raiders record with 61-yard field goal at Cleveland, marking the third-longest field goal in NFL history.

2010

Jan. 3—Sebastian Janikowski reaches 1,000 career points with 39-yard field goal against Baltimore Ravens. April 22—Raiders select Alabama linebacker Rolando McClain in first round of 2010 NFL Draft. Aug. 7—Former Raiders WR Jerry Rice inducted into Pro Football Hall of Fame. Oct. 24—Raiders set franchise record by scoring 59 points in win at Denver. Dec. 26—Rookie Jacoby Ford sets Raiders season and career record with his third kickoff return for a touchdown in 2010. Janikowski sets franchise single-season scoring record, surpassing mark of 132 set by Jeff Jaeger in 1993.

2011

Jan. 2—Raiders conclude season sweep of AFC West opponents with 31-10 victory at Kansas City. Jan. 18—Hue Jackson named head coach of Raiders. Sept. 12—Raiders begin 52nd season of pro football competition on Monday Night Football at Denver. K Sebastian Janikowski ties NFL record and breaks own franchise mark by kicking 63-yard field goal. Oct. 8—Raiders Owner Al Davis, a pro football pioneer, trailblazer, maverick and giant, passes away at age 82 after leading the franchise for half a century. Oct. 9—Raiders defeat Houston Texans, 25-20, in first game without the franchise's leader. Oct. 18—Days after QB Jason Campbell breaks collar bone, team acquires QB Carson Palmer from Cincinnati for two draft choices. Nov. 27—Janikowski sets Raiders record and ties NFL mark with six field goals in victory over Chicago, while P Shane Lechler snaps a franchise mark with an 80-yard punt.



Oct. 16, 2011, vs. Cleveland Browns - Al Davis Memorial Game

2012

Jan. 10—Owner Mark Davis names Reggie McKenzie as new Raiders general manager, first individual hired by franchise for that position since Al Davis in 1963. A former Raiders player, McKenzie served in a player personnel capacity with the Green Bay Packers for 18 years. Jan. 29—LS Jon Condo, K Sebastian Janikowski, P Shane Lechler and DT Richard Seymour represent Raiders at the Pro Bowl. Jan. 30—Broncos defensive coordinator Dennis Allen introduced as Raiders head coach.

2013

Jan. 27 - FB Marcel Reece represents the Raiders at the Pro Bowl in Honolulu. April 25 - Raiders select CB DJ Hayden from the University of Houston with the 12th overall pick in the NFL Draft. Oct. 6 - S Charles Woodson recovers a San Diego fumble and returns it 25 yards for a score, matching an NFL record with his 13th career defensive touchdown. Oct. 27 - QB Terrelle Pryor sets a franchise record with a 93-yard touchdown run against Pittsburgh, marking the longest touchdown run by a quarterback in NFL history.

2014

Jan. 26 - FB Marcel Reece participates as a member of Team Sanders at the Pro Bowl in Honolulu. May 8 - Raiders select LB Khalil Mack from the University of Buffalo with the fifth overall pick in the NFL Draft. Aug. 2 - Ray Guy inducted into Pro Football Hall of Fame, becoming first pure punter enshrined. Sept. 28 - Raiders play Miami Dolphins at London's Wembley Stadium, marking franchise's first regular season game outside of the United States. Sept. 30 - Tony Sparano named Raiders interim head coach. Nov. 20 - Charles Woodson records a sack in victory over Chiefs to become first player in NFL history with 50 career interceptions and 20 career sacks.

2015

Jan. 16 - Raiders introduce Jack Del Rio as 19th head coach in team history. Raiders executive Marc Badain announced as team President. Jan. 25 - FB Marcel Reece plays in third straight Pro Bowl as a member of Team Irvin in Glendale, Ariz. April 30 - Raiders select Alabama WR Amari Cooper with the fourth overall pick in the NFL Draft. Aug. 8 - Former Raiders WR Tim Brown and personnel executive Ron Wolf inducted into Pro Football Hall of Fame. Oct. 11 - K Sebastian Janikowski plays in his 241st career game, surpassing Pro Football Hall of Famer Tim Brown as Raiders' all-time leader in service. Dec. 13 - DE Khalil Mack records five second-half sacks at Denver to tie the Raiders' single-game record set by Pro Football Hall of Famer Howie Long in 1983. Dec. 22 - S Charles Woodson announces to local media his intent to retire at the conclusion of the 2015 season.

2016

Jan. 8 – DE Khalil Mack makes history as the first-ever player to be named Associated Press first-team All-Pro at two different positions, garnering recognition at both defensive end and linebacker. Jan. 31 – QB Derek Carr, WR Amari Cooper, DE Khalil Mack, RB Latavius Murray and S Charles Woodson represent the Raiders at the Pro Bowl in Honolulu. Along with the selection of FB Marcel Reece, the six players mark the most Raiders since 1994. April 29 – Raiders select West Virginia S Karl Joseph with the 14th overall pick in the 2016 NFL Draft. Aug. 6 – Former Raiders QB Ken Stabler inducted into Pro Football Hall of Fame. Sept. 25 – K Sebastian Janikowski becomes the NFL's all-time leader with his 53rd career field goal of 50-or-more yards. Oct. 30 – QB Derek Carr sets a franchise single-game record with 513 passing yards in a 30-24 overtime victory at Tampa Bay. Nov. 21 – The Raiders post a 27-20 win over the Houston Texans at Estadio Azteca in Mexico City, the first regular-season Monday Night Football game played outside the United States. Dec. 4 – QB Derek Carr becomes the first NFL quarterback with five game-winning touchdown passes in the fourth quarter or overtime in a single season, leading the Raiders to a 38-24 win over the Buffalo Bills Dec. 16 – Raiders clinch first playoff berth since 2002 with a 19-16 victory at San Diego.

2017

Jan. 7 – QB Connor Cook becomes first quarterback in Super Bowl era to make first-career start in a postseason game, as Raiders fall 27-14 in AFC Wild Card Game at Houston. Jan. 19 – Jack Del Rio named the Maxwell Club's Greasy Neale Professional Coach of the Year, becoming the sixth Raiders coach to earn an NFL Coach of the Year honor. Reggie McKenzie named NFL Executive of the Year by PFWA, joining Al Davis as the only Raiders to have earned the award. Jan. 29 – C Rodney Hudson, S Reggie Nelson and G Kelechi Osemele participate in the Pro Bowl in Orlando. The trio are part of an NFL-high seven Raiders initially named to the AFC squad. Feb. 4 – DE Khalil Mack is named the Associated Press Defensive Player of the Year, becoming the first Raider since 1980 to earn the award. March 27 – By a vote of 31-1 by NFL owners, the Raiders are approved for relocation to Las Vegas. April 27 – Raiders select Ohio State CB Gareon Conley with the 24th overall pick in the 2017 NFL Draft. Sept. 10 – K Giorgio Tavechio becomes first player in NFL history to make two field goals of at least 50 yards in his NFL debut at Tennessee. Nov. 13 – Raiders officially break ground on Las Vegas stadium site.

2018

Jan. 9 – Jon Gruden introduced as the head coach of the Oakland Raiders, returning to the post he previously held from 1998-2001. Jan. 29 – QB Derek Carr, C Rodney Hudson and G Kelechi Osemele represent the Raiders at the Pro Bowl in Orlando. April 26 – Raiders select T Kolton Miller from UCLA with the 15th overall pick in the NFL Draft. Aug. 4 – Former Raiders WR Randy Moss inducted into Pro Football Hall of Fame. Dec. 30 – Raiders QB Derek Carr breaks Peyton Manning's NFL record for completions through a player's first five seasons with 1,750. Dec. 31 – Mike Mayock introduced as the third General Manager in franchise history.

2019

Jan. 14 – Raiders break ground on new team headquarters and practice facility in Henderson, Nev. Jan. 27 – TE Jared Cook represents the Raiders at the Pro Bowl in Orlando. April 25 – Raiders select DE Clelin Ferrell from Clemson, RB Josh Jacobs from Alabama and S Johnathan Abram from Mississippi State in the first round of the NFL Draft. Sept. 9 – Raiders defeat Broncos in season opener on Monday Night Football, 24-16, giving Head Coach Jon Gruden his 100th career regular-season victory. Sept. 15 – QB Derek Carr passes Ken Stabler (19,078) for first place on the Raiders all-time passing yards list. Nov. 3 – RB Josh Jacobs breaks the franchise rookie rushing record of 697 yards set by Marcus Allen in 1982.

2020

Jan. 22 – In a ceremony at Allegiant Stadium, the team officially becomes the Las Vegas Raiders. Jan. 26 – C Rodney Hudson represents the Raiders at the Pro Bowl in Orlando. Fellow offensive lineman, T Trent Brown, also selected to the Pro Bowl but did not participate due to injury. April 23 – Raiders select WR Henry Ruggs III from Alabama and CB Damon Arnette from Ohio State in the first round of the NFL Draft. July 28 – Raiders open training camp at Raiders Headquarters/Intermountain Performance Center in Henderson, Nev. Sept. 13 – In the first game as the Las Vegas Raiders, the Silver and Black defeat the Carolina Panthers on the road, 34-30. Sept 21 – Raiders open Allegiant Stadium with a 34-24 victory over the New Orleans Saints on Monday Night Football. FB Alec Ingold scores the first Raiders touchdown in Las Vegas, catching a 3-yard pass from QB Derek Carr in the second quarter.




Sept. 21, 2020, vs. New Orleans Saints – First Game in Allegiant Stadium

2021

Jan. 3 – On a record-setting day, TE Darren Waller breaks Tim Brown's single-season franchise record for receptions, catching his 105th pass of 2021 for a 15-yard gain in the fourth quarter of a 32-31 win at Denver. Waller finishes the season with 107 catches. Earlier on the same drive, RB Josh Jacobs eclipses the 1,000-yard mark for the season to become the first Raiders running back to rush for 1,000 yards in each of his first two campaigns, and QB Derek Carr surpasses the 4,000-yard passing total for the third-straight campaign to set a team record. Earlier in the same contest, K Daniel Carlson's PAT at the end of the first half gives him 143 points to break Sebastian Janikowski's single-season record of 142 points set in 2010. April 20 – Raiders select T Alex Leatherwood from Alabama in the first round of the NFL Draft. The Raiders conclude the draft without selecting a single offensive skill position player for the first time in franchise history. Aug. 8 – Former Raiders Head Coach Tom Flores and defensive back Charles Woodson inducted into Pro Football Hall of Fame. Aug. 14 – Raiders host preseason game against Seattle Seahawks, marking the first time fans attend a home game at Allegiant Stadium. Oct. 11 – Raiders name Rich Bisaccia as Interim Head Coach.

2022

Jan. 9 – Derek Carr passes for 186 yards in a playoff-clinching victory over the Los Angeles Chargers, breaking a 20-year-old team record with 4,804 passing yards on the season. In the same contest, K Daniel Carlson kicks five field goals and accounts for 17 points to give him a league-leading 150 points and break his own single-season club mark set in 2020. Carlson's game-winning field goal in overtime against the Chargers gives the Raiders their sixth win of the season on the final play of regulation or overtime. Jan. 31 – Owner Mark Davis introduces new General Manager Dave Ziegler and Head Coach Josh McDaniels during a press conference at Raiders Headquarters in Henderson, Nev. Feb 6 – P AJ Cole, DE Maxx Crosby, DL Denzel Perryman and WR Hunter Renfrow represent the Raiders at the Pro Bowl in their home building, Allegiant Stadium. Crosby is named the game's Defensive Most Valuable Player after recording two sacks in an AFC win. July 7 – Sandra Douglass Morgan named team President by Owner Mark Davis during a press conference at Allegiant Stadium. Aug. 4 – Raiders open preseason against the Jacksonville Jaguars in the Hall of Fame Game in Canton, Ohio. Aug. 6 – Former Raiders WR Cliff Branch and DL Richard Seymour inducted into the Pro Football Hall of Fame.





EXTRA POINTS



SILVER AND BLACK PRODUCTIONS

Silver and Black Productions, a 10-time Emmy® Award-winning in-house media operation, provides viewers with innovative, cutting edge and behind-the-scenes content devoted solely to the Las Vegas Raiders.



COX Studio at the Intermountain Healthcare Performance Center

NETWORK PARTNERS

- **LAS VEGAS:**
 - KVVU 5: FOX
 - KLAS 8: CBS
 - KTNV 13: ABC
 - KSNV 3: NBC
- **NEXSTAR MEDIA GROUP:**
 - KTLA 5 (LA): CW
 - KRON 4 (BAY AREA): MY NETWORK TV
 - KTVX 4 (SALT LAKE CITY): ABC
 - KHON 2 (HAWAII): FOX/CW
 - KGET 17 (BAKERSFIELD): NBC
- **NEVADA SPORTS NET:**
 - KNSN 21 (RENO, NV)
- **YOUR ALASKA LINK:**
 - KYUR, NYUR, KTBY (ANCHORAGE, AK)
 - KATN, NATN, OATN (FAIRBANKS, AK)
 - KJUD, NJUD, OJUD (JUNEAU, AK)

THE SILVER AND BLACK SHOW

Entering its 24th season, The Silver and Black Show provides a comprehensive look at the upcoming matchups through timely and topical analysis on both teams, featuring the only on-camera weekly exclusive interview with Las Vegas Raiders Head Coach Josh McDaniels. Supplemented by in-depth profiles on players past and present, The Silver and Black Show remains the pre-eminent source for weekly coverage of the NFL's most storied franchise, the Las Vegas Raiders.

Network: KLAS 8—CBS (Las Vegas), Nexstar Media Group, KNSN-TV (Nevada Sports Net) and Your Alaska Link.

RAIDERS DRAFT SPECIAL

The Raiders Draft Special is a one-hour draft primer that provides fans with up-to-date analysis on the Silver & Black heading into the NFL Draft. Analysts discuss top college athletes and review game film to better understand which direction the Raiders may go when they're on the clock.

Network: Las Vegas: KTNV 13—ABC, Nexstar Media Group, KNSN-TV (Nevada Sports Net) and Your Alaska Link.

RAIDERS TRAINING CAMP SPECIAL

The Raiders Training Camp Special is a weekly, in-depth look at the progress of the Las Vegas Raiders during 2022 Training Camp. This program covers all the position battles and major storylines with studio analysts and special guests.

Network: Las Vegas: KSNV 3—NBC

RAIDERS PRESEASON TELECASTS

The Silver & Black's three preseason games that are produced in-house (the fourth preseason game in 2022, the Hall of Fame game, is a national broadcast), feature a broadcast booth that includes Raiders Alumni and veteran broadcasters Rich Gannon and Matt Millen serving as analysts and national broadcaster Beth Mowins handling play-by-play duties.

Las Vegas: KVVU 5—FOX, Nexstar Media Group and KNSN-TV (Nevada Sports Net)

RAIDERS PREGAME LIVE (PRESEASON)

Before kickoff of the Raiders' three in-house produced preseason games (the fourth preseason game in 2022, the Hall of Fame game, is a national broadcast), watch coverage on the team's current matchup with last-minute news, transactions and analysis of the Silver and Black and their opponent.

Network: Las Vegas: KVVU 5—FOX

RAIDERS SEASON PREVIEW

A one-hour season preview as the Raiders embark on the 2022 season. Hosts and analysts examine the Raiders' 2022 offseason in totality while providing viewers an overview of what to expect from the team this season.

Network: All Network Partners.

RAIDERS PREGAME LIVE

Pregame Live is a must-watch program that leads into the Silver & Black's gameday, providing extensive coverage on the team's matchup with last-minute news and analysis of the Raiders and their opponent before kickoff.

Network: Las Vegas: KLAS 8—CBS

LIVE NEWS COVERAGE, POSTGAME

The action continues after the game with KVVU FOX5 Las Vegas' sports team recapping the Silver & Black's performance on the field. Live press conferences, interviews and on-site reporters cover the Raiders.

Network: Las Vegas: KVVU 5—FOX

RAIDERS GAMEDAY

Raiders Gameday is the premier source for postgame analysis of every Raiders' game during the 2022 season. Featuring postgame press conferences, highlights and exclusive interviews, analysts provide an in-depth breakdown of each week's outcome.

Network: Las Vegas: KVVU 5—FOX, Nexstar Media Group, KNSN-TV (Nevada Sports Net) and Your Alaska Link.

RAIDERS PRESS CONFERENCE LIVE

Tune in as Las Vegas Raiders Head Coach Josh McDaniels reacts to the team's performance the day after each game. Hear the questions live as Coach McDaniels provides insight into the outcome of the game. Studio hosts and analysts break down Coach McDaniels' thoughts and offer updated information as the team prepares for its next opponent.

Network: Las Vegas: KVVU 5—FOX

RAIDERS TALK OF THE NATION

Raiders: Talk of the Nation focuses on lifestyle and community events surrounding the Raiders in a fun, fast-paced and energetic 30-minute show. Join the discussion between a mix of local and national media personalities and celebrities as they weigh in on several topics each week from the point of view of Raider Nation.

Network: Las Vegas: KSNV 3—NBC

RAIDERS.COM

The Raiders were one of the first professional sports franchises to launch an official website when the team went online in 1995. Now, 27 years later, the site remains a direct and reliable source for Raiders' content and entertainment. Raiders.com continues to provide exclusive video interviews, comprehensive photography, official press releases, transactions, player stats and biographies, profiles on current and former players and team personnel, press conference videos and much more.

RAIDERS + ALLEGIANT STADIUM MOBILE APP

In May of 2015, the Raiders released a brand-new mobile application to provide fans with up-to-the-minute information regarding the Silver & Black and Allegiant Stadium. The mobile app gives viewers access to live-streamed press conferences, player stats, videos, photo galleries, articles and more. The Raiders + Allegiant Stadium app is the perfect tool for anything and everything Raiders and Allegiant Stadium, the award-winning state-of-the-art global events destination that, in addition to serving as home of the Raiders and UNLV Football, also hosts world-class music artists, entertainment and sporting events including Super Bowl LVIII in 2024.

SOCIAL MEDIA

Daily updates and content surrounding the Silver & Black can be seen by following the Las Vegas Raiders on any one of the following social media platforms:

Twitter (@Raiders), Facebook (Las Vegas Raiders), Instagram (@Raiders), YouTube (YouTube.com/Raiders), LinkedIn (Las Vegas Raiders), Twitch (Twitch.tv/Raiders) and TikTok (@Raiders).

RAIDERS PODCAST NETWORK

The Raiders Podcast Network (RPN) is the official audio vertical of Silver and Black Productions. Through a variety of programs, RPN provides thorough coverage and commentary of all things Las Vegas Raiders. Based out of the organization's state-of-the-art podcast studio inside the Intermountain Healthcare Performance Center, fans can listen to the team's entire audio catalogue at www.raiders.com/audio, www.raiders.com/podcasts, Spotify and iTunes.



UPON FURTHER REVIEW

Airing weekly, year-round, this podcast is hosted by Raiders.com's Eddie Paskal. Presented by Coors Light, *Upon Further Review* focuses on off-the-field stories and interviews.

THE MORNING GRIND

Start your morning with a daily dose of all things Raiders: injury updates, roster moves, team news and everything in between. It airs weekly during the NFL season and surrounding tentpole events during the offseason

THE 5TH QUARTER

ESPN's Jason Fitz, Raiders.com's Eddie Paskal and a rotating cast of co-hosts – including former members of the Silver & Black recap every Raiders' matchup and discuss their instant reactions and takeaways from the game. *The 5th Quarter* airs following each of the Silver & Black's preseason and regular season games.

ONCE A RAIDER, ALWAYS A RAIDER

Hosted by JT the Brick, *Once A Raider, Always A Raider* spotlights the organization's most important asset – its Alumni. This podcast shines a light on all the former players that have proudly worn the Silver & Black uniforms and their stories.

RAIDERS RADIO NETWORK GAMEDAY BROADCAST INFORMATION



Lotus Broadcasting Corp's KOMP 92.3 FM "The Rock Station" and KRLV "Raider Nation Radio 920 AM," a 24/7 sports-talk station that is home for daily Raiders content year-round, serve as the Silver & Black's flagship radio stations in Las Vegas via Compass Media Network. In addition to the flagship radio stations, you can listen live by downloading the Raiders + Allegiant Stadium app. If you are an out-of-market fan, listen in with NFL Game Pass.

Raiders gameday broadcasts include the popular "Raiders Opening Drive" pregame show, beginning two hours prior to each game. Following the postgame wrap-up, coverage will continue to feature its 90-minute local postgame show, "Raiders Extra Point."

RAIDERS RADIO NETWORK AFFILIATES

Las Vegas	KOMP 92.3 FM	Needles, CA	KTOX 1340 AM
Las Vegas	KRLV 920 AM	Palm Springs, CA	KCLB 93.7 FM
Albuquerque, NM	KNML 610 AM	Paso Robles, CA	KPRL 1230 AM
Anchorage, AK	KOAN 1080AM	Phoenix, AZ	KDUS 1060AM
Baker, CA	KHRQ 94.9 FM	Price, UT	KOAL 750 AM
Bakersfield, CA	KGEO 1230 AM	Redding, CA	KNRO 1670 AM
Chico, CA	KFMF 93.9 FM	Reno, NV	KJUB 94.5 FM
Corvallis, OR	KEJO 1240 AM/KTHH 990 AM	Riverside, CA	KPWK 1350 AM
El Centro, CA	KXO 107.5 FM	Sacramento, CA	KHTK 1140 AM
Elko, NV	KEAU 104.7 FM	Salt Lake City, UT	KZNS 1280 AM/KZNS 97.5 FM
Eureka, CA	KWSW 980 AM	San Diego, CA	KGB 760 AM
Fort Bragg, CA	KDAC 1230 AM	San Francisco, CA	KSRO 1350AM
Fresno, CA	KFIG 940 AM/KFPT 790 AM	San Luis Obispo, CA	KXTK 1280 AM
Honolulu, HI	KHVH 830 AM	Santa Cruz, CA	KOMY 1340AM
King City, CA	KRKC 102.1 FM	St. Cloud, MN	WBHR 660 AM
Lakeport, CA	KXBX 1270 AM	St. George, UT	KHKR 1210AM/97.7 FM
Lenwood, CA	KHDR 96.9 FM	Stockton, CA	KWSX 1280 AM
Los Angeles, CA	KLAA 830AM	Twentynine Palms, CA	KCLZ 95.5 FM
Mariposa, CA	KDJK 103.9 FM	Ukiah, CA	KUKI 1400 AM
Maui, HI	KAOI 1110 AM	Willits, CA	KLLK 1250 AM
Modesto, CA	KHKK 104.1 FM/ KFIV 1360AM		

RAIDERS RADIO NETWORK GAMEDAY BROADCAST INFORMATION—SPANISH

Lotus Broadcasting Corp's Deportes Vegas 1460AM serves as the Las Vegas Raiders Spanish Flagship Radio Station. Deportes Vegas 1460AM entertains and informs Southern Nevada with 24/7/365 sports-talk and game action in Spanish.

Raider Nation is provided with extensive gameday coverage with pregame and postgame shows that last an hour, the longest duration for Spanish Radio broadcasts in the NFL. In addition, the Lotus Communications Corp., Las Vegas Raiders Spanish Radio Network serves Raiders fans on radio stations throughout the region through its affiliates network.

RAIDERS SPANISH RADIO NETWORK AFFILIATES

Las Vegas, NV	KEND 1460AM	Reno, NV	KFOY 1060AM
Los Angeles, CA	KFWB 980AM	Sacramento, CA	KVMX 92.1FM & 890AM
Bakersfield, CA	KWAC 1490AM	San Diego, CA	XHMORE 98.9FM
Fresno, CA	KHIT 107.1FM	San Francisco, CA	KSFN 1510AM

RAIDER NATION RADIO 920 AM WEEKLY LINEUP

The Morning Tailgate with Clay Baker – 7:00-10:00 AM

Along with his co-hosts which range from local reporters to team employees, join Clay and Co., to start your Raiders football day the way every day should start – with a great tailgate.

The Rich Eisen Show – 10:00-12:00 PM

Rich Eisen uses his engaging blend of insightful football expertise, with an offbeat mix of humor and pop culture while attracting sports and entertainment the most recognizable names.

The JT the Brick Show – 12:00-2:00 PM

No one understand Raider Nation quite like veteran broadcaster JT the Brick. Tune in for the most interactive sports talk show in Raider Nation.

Unnecessary Roughness hosted by Your Boy Q – 2:00-5:00 PM

Your Boy Q taps into the heart and soul of Raider Nation each weekday with great topics, great guests and most importantly – with you.

Mortenson | **MCCARTHY** | MANICA | HNTB | CAA | ICON



WELCOME TO ALLEGiant STADIUM

ALLEGiant STADIUM

FACTS /// STATS /// FIGURES

<p>STADIUM FEATURES</p> <p>19M LB RETRACTABLE ROLLING NATURAL TURF</p> <p>28,000 SF OPERABLE WALLS</p> <p>127 SUITES</p> <p>8,000 CLUB SEATS</p>	<p>STADIUM COST</p> <p>\$1.9B TOTAL STADIUM DEVELOPMENT</p> <p>LAS VEGAS AT WORK</p> <p>5M+ CRAFT-HOURS DURING CONSTRUCTION</p> <p>6,000 RECURRING JOBS ONCE COMPLETED</p> <p>15% SMALL LOCAL BUSINESS PARTICIPATION</p> <p>FOCUSED MINORITY + FEMALE WORKFORCE GOALS</p>
---	---

CONSTRUCTION MILESTONES

<p>NOV-DEC 2017</p> <p>Site mobilization and site clear Excavation</p>	<p>JAN-FEB 2018</p> <p>Start construction (earthwork + deep foundations)</p>	<p>MAR-APR 2018</p> <p>Foundations</p>	<p>MAY-DEC 2018</p> <p>Cast-in-place concrete structure</p>	<p>JULY-AUG 2018</p> <p>Start structural steel erection - truss columns</p>
<p>JAN-FEB 2019</p> <p>Precast stadia erection</p>	<p>MAR-APRIL 2019</p> <p>Start drywall/interior finishes</p>	<p>AUG - SEP 2019</p> <p>Structural Steel Erection Complete</p>	<p>MAR-APR 2020</p> <p>Vertical enclosure + roof system complete</p>	<p>JULY 2020</p> <p>Cert. of Occupancy Substantial Completion</p>



allegiant stadium | **RAIDERS**

RANKED #1 NFL STADIUM

OVERALL GAMEDAY SATISFACTION

2021 - 2022 SEASON

allegiant stadium | **RAIDERS**

RANKED #1 NFL STADIUM

HEALTH & SAFETY ON GAMEDAY

2021 - 2022 SEASON

allegiant stadium | **RAIDERS**

RANKED #1 NFL STADIUM

GAMEDAY STAFF

2021 - 2022 SEASON

allegiant stadium | **RAIDERS**

RANKED #1 NFL STADIUM

SECURITY

2021 - 2022 SEASON

allegiant stadium | **RAIDERS**

RANKED #1 NFL STADIUM

MOBILE TICKETING

2021 - 2022 SEASON

allegiant stadium | **RAIDERS**

RANKED #1 NFL STADIUM

ARRIVAL

2021 - 2022 SEASON



LAS VEGAS RAIDERS HEADQUARTERS



The Intermountain Healthcare Performance Center and Raiders Headquarters includes a three-story, 139,000-square-foot office area, along with a 150,000-square-foot field house that houses one-and-a-half indoor football fields. There are three outdoor football fields and a 50,000-square-foot performance center, which includes a state-of-the-art training facility and an outdoor pool. Other amenities include the Cox Studio, a full-scale production workspace used by Silver and Black Productions and other media affiliates, as well as the UBEO Press Room, which hosts local, national and international media and serves as the home for the Raiders press conferences.

- 55 ACRE LOT
- GROUND BREAKING JANUARY 14, 2019
- TOPPING OUT JULY 10, 2019
- COMPLETED JUNE 2020
- THREE OUTDOOR NATURAL GRASS FIELDS
- AGILITY HILL & SAND PIT FOR TRAINING
- ONE AND A HALF ARTIFICIAL TURF INDOOR FIELD
- STATE-OF-THE-ART TRAINING FACILITIES

- VIEWING PLATFORM INTO THE INDOOR FIELD
- SMALL VIEWING PLATFORM ONTO THE OUTDOOR FIELDS
- OUTDOOR TRAINING POOL, HOT TUB, COLD TUB & TREADMILL TUB
- COX STUDIO
- M RESORT TEAM ROOM & PLAYERS LOUNGE
- UBEO PRESS ROOM
- 16 ELECTRIC CAR CHARGERS
- TOTAL SQUARE FEET: 336,227



OFFICIAL TEAM STORE

The Raider Image is the official team store of the Las Vegas Raiders. All stores are owned and operated by the Las Vegas Raiders. The Raider Image operates 11 brick and mortar locations throughout California and Nevada along with the flagship store at Allegiant Stadium. The Las Vegas area has eight additional locations: Town Square Las Vegas, Galleria at Sunset Mall, Downtown Summerlin, McCarran Airport (2), Fashion Show Mall, The Shoppes at Mandalay Place and Miracle Mile Shops. There are Southern California locations: Universal CityWalk in suburban Los Angeles, Moreno Valley in Riverside County and Valley Plaza in Bakersfield. In addition, The Raider Image e-commerce store provides the best selection of merchandise for Raider fans around the world with over 3,600 products available online and via the mobile app. Find the online Raider Image through www.RAIDERS.com/shop.

LAS VEGAS LOCATIONS

CALIFORNIA LOCATIONS

- Town Square Las Vegas
- Mandalay Place
- Miracle Mile
- Fashion Show
- Galleria at Sunset
- Allegiant Stadium
- McCarran Airport
- Downtown Summerlin

- Universal CityWalk
- Moreno Valley
- Valley Plaza





The Las Vegas Raiders Community Relations Department strives to enrich the community and enhance the lives of others through outreach programs, initiatives, and partnerships in the areas of education, health and fitness, volunteerism, community engagement and charitable giving. During the 2021 season, these efforts impacted 3,755 people, 55 nonprofit organizations and provided 28,664 meals in Nevada. Additionally, 58 players made 124 total appearances supporting 173 Raiders community programs and events.

The 2021 season encapsulated giveback that included, but was not limited to, hosting conversations on the importance of mental health among teens and people of color, honoring teachers for their work inside and outside of the classroom and showing appreciation to military service members and their families.

Additional Raiders community activations included brightening the spirits of youth facing heavy health diagnosis with dinner and fellowship, facilitating shopping sprees for needed items with families battling homelessness, providing mentorship to formerly incarcerated youth and creating pathways for career development for individuals with physical and/or developmental disabilities.




The Raiders have made substantial investment in supporting youth football, donating equipment, funding coach certification and supporting high school games through the engagement of the entire student body and promoting the message of playing football to boys and girls of all ages.

The Raiders are proud supporters of high school football throughout the state of Nevada. Since 2018, the Raiders have donated over \$170,000 worth of football equipment including helmets, cleats, gloves and uniforms.

In 2021, the Raiders continued the ELITE Academy virtual series connecting 50 Raiders players and Alumni with southern Nevada high school athletes. ELITE Academy, a virtual series providing tips, film study and character development from both current and Alumni Raiders.

The Raiders honor a coach each week during both the boys and girls high school football seasons with the Tom Flores High School Coach of the Week award. Named after two-time Raiders Super Bowl winning Head Coach and Pro Football Hall-of-Famer Tom Flores, the Tom Flores High School Coach of the Week Program is designed to recognize high school football coaches who continuously demonstrate hard work and dedication to their football programs by creating successful teams and players both on and off the field. Through partnerships with USA Football, the Raiders facilitated the certification of 187 youth football coaches across Nevada allowing them to provide exceptional football experiences to their student athletes.

Since 2018, The Raiders have conducted over 200 Junior Training Camps (RJTC) in Southern Nevada serving over 25,000 youth. An RJTC features the educational and recreational benefits of football presented in a safe and fun environment for kids regardless of age, gender, ability or experience.





FOUNDATION

The Raiders Foundation is the charitable arm of the Las Vegas Raiders and focuses community support on three pillars which include support of military families and veterans, youth development organizations, and growing the game of football by supporting both boys and girls football programs.

The Raiders Foundation is proud to support both Creech and Nellis Air Force Bases by annually thanking service-men/women who serve our country.



The Raiders Foundation invites fans to show their team pride and support the community at the same time. Raiders Fans can purchase a Raiders license plate for their vehicle or obtain a souvenir plate for their home or office through the Nevada DMV. Raiders fans can also purchase a Legacy Brick which will be placed in front of Allegiant Stadium, joining more than 10,000 other Raiders fans who have already cemented their fandom for generations to see. Both of these programs return all proceeds back to the community to support worthwhile nonprofit organizations throughout Nevada.



The Raiders Foundation continues to invest in statewide programs through our Community Investment Grant Program. This program awards grants annually to nonprofit organizations throughout the state of Nevada, all aimed at helping vulnerable populations as well as supporting the missions and work of nonprofits that are critical to so many in need throughout our state.




The Raiders Alumni Relations Department serves to preserve and promote the relationships between the organization, its fans, and its more than 900 Alumni. By utilizing outreach and camaraderie, we aim to ensure the overall well-being of our organization's most valuable asset, the Raiders Alumni. The department upholds the motto "Once a Raider, Always a Raider" through intentionally developing opportunities for meaningful Alumni engagement.




Raiderettes®


Football's Fabulous Females



ALEXIS Rookie **ALEXUS** Rookie **AUDREY** 4th Year **BREE** 3rd Year **CAMRYN** 3rd Year **CHLOE** Rookie **CIERRA** Rookie



CLAUDIA Rookie **DANIELLE** 2nd Year **JEKAILAH** 4th Year **JENNIFER** 3rd Year **KATSURA** 3rd Year **KELLY** 3rd Year **KENNEDY** Rookie



KRISTINA 6th Year **KYLEE** Rookie **KYLIE** Rookie **LILAH** Rookie **LISA** 3rd Year **MADDIE** 3rd Year **MADISON E.** 3rd Year



MAKENNA P. Rookie **MAKENNA Z.** Rookie **MEGAN E.** Rookie **MEGHAN** 3rd Year **MELODY** Rookie **MONET** 3rd Year **MONICA D.** 2nd Year



MONICA G 5th Year **SHAYLA** Rookie **SIMONE** Rookie **TATIANA** Rookie **TAYLOR** 3rd Year **VICKY** 3rd Year



TIPHANIE MCNIFF Raiderettes Director **MARIA CABANDE** Manager, Raiderettes The Studio **HANNIE DONG** Raiderettes Assistant Coach **DEVIN MALLORY** Lead Instructor, Raiderettes The Studio

@RAIDERS_PR TWITTER: Media can retrieve up-to-date schedules, notes and team information via the official Twitter account of the Raiders' Media Relations department, @RAIDERS_PR. The Raiders Media Relations department's email address is raiderspr@raiders.com.

TRAINING CAMP 2022: Training Camp in 2022 will be hosted at Raiders Headquarters/Intermountain Healthcare Performance Center, located at 1475 Raiders Way in Henderson, Nev.

TRAINING CAMP CREDENTIALS: Media requesting access to Training Camp should contact Raiders Media Relations (raidesspr@raiders.com). Credential requests must be received 72 hours in advance of the desired date to attend.

MEDIA AVAILABILITY: Press conferences for all coaches, players and other personnel will be executed in person and potentially via video conference or conference call. Video of press conferences will be made available to local television and web-based outlets upon request. A weekly schedule with times and dates will be distributed to media via email throughout training camp.

Raiders Media Relations will make every effort to accommodate additional interview requests during the Training Camp period. Media interested in requesting interviews with Raiders personnel should follow the requesting guidelines in the media policy below.

GAME CREDENTIAL REQUESTS: Credential requests for home games will be honored only for working media on specific assignment for a recognized news or sports organization. Credentials will not be issued to freelance writers or photographers. All single-game requests must be received by 5 p.m. (PT) (raidesspr@raiders.com) on the Monday prior to each Sunday home game. All full-season and single-game credential requests must be submitted by an editor or sports director.

PARKING: Every effort will be made to accommodate requests for parking passes, but due to limited space, parking cannot be provided for all credentialed media. Television trucks that provide satellite, uplink or microwave functions will need to make prior arrangements with the Raiders Media Relations department.

MEDIA WILL CALL: Media Will Call is located at the main box office at Allegiant Stadium on the Northeast part of the property, closest to Parking Lot D at Dean Martin Drive and Al Davis Way. Each member of the media must pick up their own individual credential and present corresponding photo identification. Media will call opens three hours prior to the scheduled kickoff.

MEDIA ENTRANCE: The media entrance is clearly marked and located at the Southwest entry gate of Allegiant Stadium. Media credentials will not be honored at any other gate. All media must check in at the media entrance before entering Allegiant Stadium. For security purposes, individuals and their belongings will be searched upon entry into the stadium. Photographers and videographers can retrieve appropriate sideline vests at the media entrance.

MEDIA INFORMATION POOL REPORTER: As assigned by the Professional Football Writers of America (PFWA), the Las Vegas pool reporter for the 2022 season is Vic Tafur of The Athletic.

ON-FIELD AND POSTGAME INTERVIEWS: On-field postgame interviews will be accommodated in accordance with the NFL media policy.

INTERVIEW REQUESTS: The Raiders respectfully ask that all interview requests, for any member of the organization, be submitted through the team's Media Relations department. Players, coaches, executives or other team personnel should never be contacted by media directly by telephone, email, or via social media. Interview requests for Owner Mark Davis, General Manager Dave Ziegler, Head Coach Josh McDaniels and other club executives should be directed to Will Kiss (wkiss@raiders.com). Josh McDaniels is available to media after most practices as well as following each game. He will conduct a weekly press conference, typically on Mondays, during the regular season.

Interview requests for assistant coaches should be directed through the Raiders Media Relations department. Those requesting interviews with Raiders Coordinators should contact Will Kiss (wkiss@raiders.com).

Other assistant coaches will be made available in accordance with the NFL media policy. Individual interview requests will also be considered, provided the request is made at least 24 hours in advance to the Raiders Media Relations department. During a typical regular-season Sunday game week, coordinators are only available on Thursdays, while other assistants are only available Wednesdays, Thursdays and Fridays. Following games, McDaniels is the only coach available for comment.

All player one-on-one requests should be made through the Raiders Media Relations department. With respect to all players, the Raiders will make them available to accredited media in accordance with the NFL's media policy.

Interview requests for Raiders Alumni, the team's Community, Foundation initiatives and Raiderettes should be directed to Director of Public Affairs Mike Taylor (mtaylor@raiders.com).

PRACTICE ACCESS & PHOTOGRAPHY/VIDEOGRAPHY GUIDELINES: Accredited members of the media that regularly cover the NFL are welcome to attend the first 30 minutes, or until the “team” portion, of regular-season practices. Photography and videography are allowed, in general, during this window. The team reserves the right to limit photography to certain periods due to competitive-advantage reasons. During any practice open to the media, media should stand at a safe distance and hold all belongings, including bags and video cameras. Tripods are not allowed on the field during practice, for safety reasons.

MEDIA INFORMATION MEDIA WEBSITE: Launched in 2020, The Las Vegas Raiders Online Media Guide is now also accessible through a new interactive platform on NFL.ORG.com. Tailored to be a one-stop shop for all media members, the Raiders’ new home for online media will provide standard media guide information, weekly game releases, in-game player tracking features, in addition to statistical reports generated directly from NFL GSIS. Media members will be provided with a username and password for personal access to utilize customizable features that include linking twitter accounts to tweet records, stat boxes, notes and more directly from the interactive platform. The website is updated in real-time and will include media schedules and availability, press conference transcripts and more. If you do not receive an email with your account information or would like to request a personal account, please contact a member of the Raiders Media Relations department.

PRACTICE REPORTING POLICY: Blogging and tweeting from offseason, training camp and regular-season practices are permitted for practices that are open to the public. For all practices that are closed to the public, blogging and tweeting are permitted only within the designated viewing window. Consistent with Super Bowl reporting protocol for practices, the following are general reporting policies for all media, including blogging and tweeting:

- Media may note which players are practicing as well as those who are not.
- Media may report non-strategy and non-game plan observations.
- Not permitted is any reference to plays run or game strategy. This includes describing formations, personnel groupings (i.e., composition of offensive line) or non-conventional (i.e., “trick”) plays.
- Not permitted is the reporting of which players are practicing with individual units (goal line offense, nickel/ dime defense, etc.)
- Not permitted is the reporting of practice injuries until the team has provided an official update.
- Access to the head coach following practice will be provided for comments and injury updates.
- Not permitted is quoting, paraphrasing or reporting comments made by coaches, players or team personnel during a practice session.
- Not permitted are any photo/video transmissions after the designated shooting period has closed.
- Not permitted are wide-view photos/videos of formations and/or personnel groupings (shots must be tightly focused on the player/ball.)
- Not permitted is any audio of quarterback cadence, keywords, audibles, etc.
- All cell phones must be turned to “silent” or “vibrate” mode for practice and all press conferences.

MEDIA GUIDE: The 2022 Las Vegas Raiders Media Guide includes information current as of July 21, 2022. All writing, research and editing by Will Kiss, Cameron Russo and Mike Taylor. Photography by Michael Clemens, Matt Aguirre, Jeff Bennett, the Associated Press and Sports Information departments of schools that have produced Raiders players. Additional photos are from the Raiders archive. The 2022 Las Vegas Raiders Media Guide is available online at Raiders.com.



WILL KISS
Senior Director - Media Relations
725-780-3230
wkiss@raiders.com
Hometown: San Francisco, Calif.
College: University of San Francisco



CAM RUSSO
Media Relations Manager
725-780-3234
crusso@raiders.com
Hometown: San Jose, Calif.
College: Seattle University



MIKE TAYLOR
Director of Public Affairs
725-780-3235
mtaylor@raiders.com
Hometown: Los Angeles, Calif.
College: University of Arizona

LAS VEGAS RAIDERS

2022 SCHEDULE

PRESEASON

Thu., Aug. 4 HOF GAME	Jacksonville Jaguars (Canton, OH)	5:00 p.m.
Sun., Aug. 14	Minnesota Vikings	1:25 p.m.
Sat., Aug. 20	at Miami Dolphins	4:00 p.m.
Fri., Aug. 26	New England Patriots	5:15 p.m.

REGULAR SEASON

Sun., Sept. 11	at Los Angeles Chargers	1:25 p.m.
Sun., Sept. 18	Arizona Cardinals	1:25 p.m.
Sun., Sept. 25	at Tennessee Titans	10:00 a.m.
Sun., Oct. 2	Denver Broncos	1:25 p.m.
Mon., Oct. 10	at Kansas City Chiefs	5:15 p.m.
	BYE WEEK	
Sun., Oct. 23	Houston Texans	1:05 p.m.
Sun., Oct. 30	at New Orleans Saints	10:00 a.m.
Sun., Nov. 6	at Jacksonville Jaguars	10:00 a.m.
Sun., Nov. 13	Indianapolis Colts	1:05 p.m.
Sun., Nov. 20	at Denver Broncos	1:05 p.m.
Sun., Nov. 27	at Seattle Seahawks	1:05 p.m.
Sun., Dec. 4	Los Angeles Chargers	1:25 p.m.
Thu., Dec. 8	at Los Angeles Rams	5:15 p.m.
Sun., Dec. 18	New England Patriots	5:20 p.m.
Sat., Dec. 24	at Pittsburgh Steelers	5:15 p.m.
Sun., Jan. 1	San Francisco 49ers	1:05 p.m.
Jan. 7 or 8	Kansas City Chiefs	TBD

POSTSEASON

Jan. 14-16	AFC and NFC Wild Card Playoffs
Jan. 21-22	AFC and NFC Divisional Playoffs
Jan. 29	AFC and NFC Championship Games
Feb. 12	Super Bowl LVII, State Farm Stadium, Glendale, AZ

All times are Pacific; Time subject to change due to NFL flexible scheduling